

The Flux Phase, Magnetic Field Riddled (or Frustrated) XY Models, Reflection Positivity, and All of That

Zohar Nussinov

Institute Lorentz for Theoretical Physics, Leiden University

P.O.B. 9506, 2300 RA Leiden, The Netherlands

(February 7, 2020; E-mail: zohar@lorentz.leidenuniv.nl)

We prove the existence of a finite temperature Z_2 phase transition for the topological charge ordering within the flux phase Model (also known as the Fully Frustrated XY Model). Our method enables a proof of the topological charge confinement within the conventional XY models from a rather general vista. One of the complications that we will face is the non-exact equivalence of the continuous (angular) XY model and its discrete topological charge dual. In reality, the energy spectra of the various topological sectors are highly nested much unlike that suggested by the discrete dual models. We will be able to surmount these difficulties by exploiting the Reflection Positivity symmetry that this periodic flux phase model possesses. Models such as this have lately been suggested as toy systems that naturally give rise to a nodal Fermi liquid like spectrum. In general, Reflection Positivity operations lead to sub-lattice parity invariant models. Possible links to magnetic groups are discussed. The techniques that will be used here may also be applied to examine transitions associated with other topological defects, e.g. the confinement of disclinations in the isotropic to nematic transition.

I. INTRODUCTION

Here we will examine the topological charge ordering of XY models in the presence of various external magnetic fields and prove, by Reflection Positivity, that the topological charges order at finite temperature for the "Fully Frustrated XY Model" (an XY model having half a fluxon thread each of its plaquettes). An alternate rigorous proof for the confinement of vortex-antivortex pairs within the flux free XY model (the standard Kosterlitz-Thouless transition) will be presented along the way. Vague analogies to Quantum Hall systems will be noted in passing.

The outline of the paper is as follows: In section (II) we define the two dimensional frustrated XY model. In section (III), a simple set of general trigonometric difference equations and approximate solutions for ground state configurations will be given. Much of this section is not new but is merely our perspective on the matter. Here we illustrate how in the low-energy sector the continuous XY model and its discrete topological charge dual are almost one and the same. In section (IV), we highlight the importance of lattice effects in these models. By contrast to some claims in the literature which rely on an analogy to this dual model, unbound vortices on a lattice do not lead to divergent energy penalties.

In section (V), several simple exact ground state solutions are given. While the calculations amount to solving simple trigonometric equation they are quite useful in that they allow us to compute the various energy gaps between different topological charge configurations. These gaps and the bounds that they imply will serve us later on as a springboard in our proof of the existence of a

finite temperature phase transition to the lowest energy topological charge configuration.

In section (VI) we investigate the Fully Frustrated XY model. By relying on section (V), we will in subsection (VIA) establish the existence of energy gaps between the different topological charge sectors. Once the gaps are established we will show, in subsection (VIB), that the system is Reflection Positive and consequently prove that it has a finite temperature topological charge ordering transition. In section (VII) we provide an alternative proof to the ordering transition.

We demonstrate, in section (VIII), that by a minor variation, our proof immediately shows the usual finite temperature Kosterlitz-Thouless annihilation of vortex-antivortex pairs in the unfrustrated case.

In section (IX), we will discuss the extension of the chiral Z_2 symmetry present in the Fully Frustrated XY Model to a larger general Z_k symmetry present for other rational frustration f . The latter Z_k symmetry will tend to an $O(2)$ symmetry for irrational magnetic field strengths f . Thus, it will be hinted that the Z_2 symmetry which is broken in the Fully Frustrated XY Model might be a hidden degenerate form of an $O(2)$ symmetry; the numerical observation that both symmetries seem to be broken in unison/near unison as the temperature is lowered (at $T \approx 1.286J$ (with J the exchange constant)) might not be too surprising when viewed in that light. The equivalence between the two will suggest an analogy to the magnetic groups appearing in the Quantum Hall problem.

In section (X) we discuss ground states having kaleidoscope symmetries induced by frustrations of a similar type. We end, in section (XI), in an application of these ideas to topological defects of other groups- e.g. discli-

nations, defects of the projective plane RP^2 , appearing in liquid crystals.

II. DEFINITION OF THE MODEL

From here on we shall consider a classical XY (two component spin) model on, mostly, an $L \times L$ square lattice with periodic or open boundary conditions (which have $2L^2$ and $2L^2 + 2L$ bonds respectively). The two component spins \vec{S}_{ij} at the lattice sites i may be labeled by their in plane orientation ϕ_{ij} relative to a chosen axis. The Hamiltonian

$$H = \sum_{\langle ij \rangle} J \cos(\phi_i - \phi_j - A_{ij}) \quad (1)$$

where i, j are nearest neighbor sites on the lattice. Here, as well as throughout the paper, we set both the exchange constant J , and the lattice constant to one. Two symmetries of this Hamiltonian are evident:

A global $O(2)$ symmetry. The transformation $\phi_i \rightarrow \phi_i + \theta$ for all sites i with a uniform shift leaves the Hamiltonian H trivially invariant. By the Mermin-Wagner-Coleman [3,4] theorem, continuous symmetries are never broken in two dimensions: at any finite temperature the local order parameter $\langle \vec{S}_i \rangle = 0$ for all twice differentiable, rotationally symmetric, momentum space interaction kernels [5]. In this two dimensional system it is rather the superfluid phase stiffness which may exhibit a first order jump at a Kosterlitz-Thouless temperature T_{KT} at which rotational symmetry is (marginally) "broken".

For the special cases in which the flux $\sum_{\langle ij \rangle \in R} A_{ij}$ is the same for all plaquettes R , translational invariance is also a symmetry of the Hamiltonian. We shall primarily focus (for the flux phase) on the breaking of translational invariance under a shift by one lattice constant, $\phi_i \rightarrow \phi_i + e_1$ for all i , as seen by the arrangement of vortices. A critical temperature T_{vortex} may be associated with the breaking of this symmetry.

Numerically, as the temperature is lowered within the flux model, it is found that $T_{\text{vortex}} \approx T_{KT} \approx T_{KT}$. Whether the two temperatures might be exactly one and the same has been a puzzle surrounded by some controversy.

Eqn. (1) describes an array of Josephson junctions immersed in an external magnetic field. It may model an extreme type II superconductor built of discrete superconducting elements ("grains") at the various lattice sites where it is assumed that the modulus of the superconducting wave-function on each grain is pinned and that it is only its phase which may vary from site to site [6]. The evolution of the phases is most easily gleaned within a path integral formulation: an external electromagnetic

vector potential $A(\vec{x})$ gives rise to the differential scalar action

$$dS_{em} = \frac{e}{c} A d\vec{x}; \quad (2)$$

for a displacement $d\vec{x}$, and consequently to the additional phase shift

$$\exp[iS_{em} = h] \rightarrow \exp[iA_{ij}] \quad (3)$$

along the link ij where

$$A_{ij} = \frac{e}{hc} \int_{ij} \vec{A} \cdot d\vec{x}; \quad (4)$$

It follows that in going around a plaquette the electromagnetic field incurs an additional phase

$$\frac{e}{hc} \oint_R \vec{A}(\vec{x}) \cdot d\vec{x} = \sum_{\langle ij \rangle \in R} A_{ij}; \quad (5)$$

the elegant Aharonov-Bohm effect [7]. The above directed loop sum may be replaced (by a simple application of Stokes theorem) by the magnetic flux threading the plaquette to conform with the conventional experimental prognosis of the effect.

The elementary plaquette R is said to be frustrated if the Aharonov-Bohm phase associated with it is not congruent to zero. In such an instance, the net magnetic flux piercing R is not an integer multiple of the elementary fluxon ϕ_0 . If the directed sum is defined as

$$\Phi_R = \sum_{\langle ij \rangle \in R} A_{ij} = 2\pi f_R \quad (6)$$

then the "frustration" f_R is not an integer in such a case.

For the type II superconductor,

$$f = \frac{a^2 B}{\phi_0} \quad (7)$$

with a the lattice constant, B the magnetic field strength, and

$$\phi_0 = \frac{hc}{2e} \quad (8)$$

the elementary magnetic fluxon ($e = 2e$ for the Cooper pairs). Note that the latter flux quantum associated with the Cooper pair is half of the fluxon associated with the single bare electron ($e = e$); such a halving is intimately linked to the Z_2 gateway to the fractionalization of the electron as out forth by Senthil and Fisher [8].

Similarly, in a special Quantum Hall effect (QHE) analogy to which we will lightly allude to later on, the role of the frustration f is similar to the inverse filling fraction ν^{-1} .

All of the above may be formulated in a gauge independent manner. Let us define

$$\theta_{ij} = \theta_i - \theta_j - A_{ij} \pmod{2\pi} \quad (9)$$

such that

$$\theta_{ij} = \theta_j - \theta_i + A_{ij} \pmod{2\pi} \quad (10)$$

The Hamiltonian is now only a function of $\theta_{ij}g$. Unimportant gauge degrees of freedom that have been absorbed. In a system with periodic boundary conditions, we are left with $N = L^2$ constraints of net circulation, one for each plaquette R :

$$\sum_{ij \in \partial R} \theta_{ij} = 2\pi (m_R - \oint_R A)g \quad (11)$$

with integer $m_R \in \mathbb{Z}$.

The physical content of the "vorticity" m_R is clear. Let us slowly trace its origin and justify the latter name. The vorticity of a plaquette R :

$$m_R = \frac{1}{2\pi} \sum_{ij \in \partial R} \theta_{ij} \quad (12)$$

where

$$\theta_{ij} = \theta_i - \theta_j - A_{ij} + 2\pi m_{ij} \quad (13)$$

I.e., m_R represents the net multiple of (2π) that needs to be added to the bare gauge invariant angular differences $(\theta_i - \theta_j - A_{ij})$ such that $\theta_{ij} < 2\pi$. As such, it counts the number of times by which the XY rotor circulates as we go counterclockwise round the plaquette R .

We can immediately say a few things on the effect of uniform spatial frustration on the energy spectrum of system. First, the ground state energies are trivially continuous in f . The proof is very simple: By Eqn.(1), we note that for each given angular configuration $\{\theta_{ij}g\}$, the energy $E(\{fA_{ij}g; \theta_{ij}g\})$ is a continuous function of $fA_{ij}g$. It follows that the ground state energy (i.e. the minimum amongst all of these continuous energy curves, each corresponding to a different angular configuration $\{\theta_{ij}g\}$)

$$E_{\text{ground}} = \inf_{\{\theta_{ij}g\}} E(\{fA_{ij}g; \theta_{ij}g\}) \quad (14)$$

is also a continuous function of $fA_{ij}g$ or, in a gauge invariant formulation, the ground state energy per link is a continuous function of the frustration f [10]. This continuity argument is slightly shorter than spanned by an entire earlier work [11].

Second, we note the invariance of the system under the transformations

$$\theta_i \rightarrow \theta_i + 2\pi n_i \quad (15)$$

for all integers n_i . Once again, the proof is trivial: the inversion of the external magnetic field $f \rightarrow -f$ along with $\theta_i \rightarrow \theta_i + 2\pi n_i$ leaves the partition function

$$Z = \int \prod_i d\theta_i \exp[-H] \quad (16)$$

identically the same as the cosine interaction term is an even function. Similarly, the periodicity of the cosine function secures an additional invariance: $f \rightarrow f + 1$ [12].

Compounding the last two symmetry operations together proves the symmetries of Eqn.(15). These imply that, as a function of external magnetic flux, the ground state energy $E_{\text{ground}}(f)$ has local extrema at the symmetry points $f = 0; 1/2; 1; \dots$. We may further observe that the points $f = 0 \pmod{1}$ are trivially global minima of $E_{\text{ground}}(f)$ —all bonds are saturated at their minimal value (± 1) within the ground state.

The symmetries of Eqn.(15) have led the $f = 1/2$ variant to be regarded as the "Fully Frustrated" one. After all, any larger value of f may be folded back to another value of f lying in the interval $[0; 1/2]$; the model with $f = 1/2$ is as frustrated as it can possibly get. However, in some sense, the "Fully Frustrated XY model" is the least frustrated of all. The time reversal symmetry (or, more formally, a Reflection Positivity invariance) that this model possesses will allow us to prove that it displays a Z_2 phase transition.

In a type II superconductor, the application of an external magnetic flux leads to a triangular Abrikosov lattice of the generated vortices (the vortices seek maximal separation from each other). We will now review how a similar effect arises within the frustrated XY model.

III. APPROXIMATE GROUND STATES AND THE LOW ENERGY DUAL (TOPOLOGICAL CHARGE) MODEL

Enforcing the constraints of given vorticities, Eqs.(11), the Hamiltonian to be minimized reads

$$H = \sum_{ij \in \partial R} \cos \theta_{ij} + \sum_{R} \sum_{ij \in \partial R} \theta_{ij}^2 \quad (17)$$

where $\theta_{ij}g$ are the Lagrange multipliers. Thus, unless some of the bond angles lie on the perimeter ∂R , the bond angles at the extremum must satisfy

$$\sin \theta_{ij} + \theta_{ij2} - \theta_{ij2}^0 = 0 \quad (18)$$

where the two adjacent plaquettes R and R' share the bond ij . The Lagrange multipliers θ_{ij2} and θ_{ij2}^0 refer to the plaquettes R and R' which share the same bond

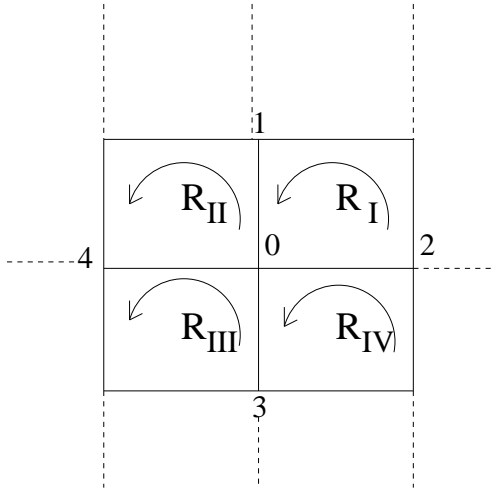


FIG. 1. A small piece of the lattice centered about an arbitrary site 0.

h_{ij} (one having it appear in a counterclockwise circulation of ϕ_0 and the other having it in a clockwise reading of ϕ_0).

Examining Fig.(1) we see that

$$\begin{aligned} \sin \phi_{01} &= I - II \\ \sin \phi_{04} &= II - III \\ \sin \phi_{03} &= III - IV \\ \sin \phi_{02} &= IV - I : \end{aligned} \quad (19)$$

Summing it all up

$$\sum_{\text{bonds } ij} \sin \phi_{i=0;j} = 0; \quad (20)$$

the sum of all Josephson currents entering the node $i=0$ (as well as any other node) must vanish.

Note that one would arrive at Eqn.(20) also if the Lagrange multipliers f_g were not inserted—i.e. if one would minimize Eqn.(1) within a given gauge to find the global ground state. Eqs.(17) and (20) show that current conservation also applies to the extrema of each of the individual topological sectors $(m_1; m_2; \dots; m_N)$ for any lattice or graph (unless the minima lie on the boundaries of the topological sectors: i.e. $i_j = 0$).

If $f = 0$ and $m_R = 0$ in the region outside a given set of vortices then we may work in a gauge in which $i_j = i - j - i_j$.

In this gauge the nonlinear difference equation (20) reads

$$r \cdot (\sin[r \cdot]) = 0; \quad (21)$$

with r denoting the discrete lattice difference along the direction. This is equivalent to the difference equations

$$r = \sin^{-1} [\tilde{r} \cdot \tilde{A}(\mathbf{x})] : \quad (22)$$

The function $\tilde{A}(\mathbf{x})$ must satisfy

$$\sum_{\text{bonds } ij} \tilde{r} = \sum_{\text{hiji2}} \sin^{-1} [\tilde{r} \cdot \tilde{A}(\mathbf{x})]_{ij} \quad (23)$$

for the various bond contours. Here i_j are chosen to lie along each of the individual bond directions h_{ij} in the contour product.

In the continuum limit Eqn.(21) becomes

$$\nabla^2 \tilde{A}(\mathbf{x}) = 0 \quad (24)$$

with

$$\nabla^2 = 2 \cos^2 \frac{\phi_0}{2} \nabla^2 : \quad (25)$$

Effectively, it is as if the phase $\tilde{A}(\mathbf{x})$ isotropically dilated the metric. Apart from the special case $\phi_0 = \pi$, we obtain the Laplace equation. Thus, in the vortex free ($m = 0$), frustration free ($f = 0$), region $\tilde{A}(\mathbf{x})$ is a harmonic function.

Let us now return to the discrete lattice equation Eqn.(21) and examine its behavior in the linear regime far away from the vortices when the angular differences are small we can replace the discrete difference equation $r \cdot \sin(r \cdot) = 0$ by another discrete equation— $r \cdot r = 0$. Viewing the Josephson current as a continuous magnetic field

$$\tilde{B} = \tilde{r} \quad (26)$$

(with \tilde{r} the discrete lattice gradient), the condition for a minimum becomes

$$\tilde{r} \cdot \tilde{B} = 0 \quad (27)$$

at all lattice sites. On the other hand, the boundary conditions (recall that we have focused on a region in which $m_R = f_R = 0$ such that a decomposition $i_j = i - j$ is possible) imply that

$$\sum_C \tilde{B} \cdot \tilde{l} = 2 [m_{\text{net}} - f_{\text{net}}] \quad (28)$$

where m_{net} and f_{net} are respectively the net topological charge and external magnetic flux/ $(2\phi_0)$ within the region bounded by the contour C . Choosing a gauge for the pseudomagnetic field in which

$$\begin{aligned} \tilde{B} &= \tilde{r} \cdot \tilde{A} \\ \text{such that } \tilde{r} \cdot \tilde{A} &= 0 \end{aligned} \quad (29)$$

we obtain an equation similar, in the thermodynamic limit, to the lattice version of the standard Biot-Savart law

$$\begin{aligned} \tilde{A}(\mathbf{x}) &= 2 \sum_{\mathbf{x}^0} [m_{\mathbf{x}^0} - f_{\mathbf{x}^0}] G(\mathbf{x}; \mathbf{x}^0) \\ G(\mathbf{x}; \mathbf{x}^0) &= \sum_{\mathbf{B} \in \mathbb{Z}^2} \frac{d^2 k}{(2\pi)^2} \frac{\exp[i\mathbf{k} \cdot (\mathbf{x} - \mathbf{x}^0)]}{4 - 2 \cos k_1 - 2 \cos k_2}; \end{aligned} \quad (30)$$

where m_x and f_x are the local vorticity and frustration in the plaquette x . The sum over x^0 spans the entire lattice. (In higher dimensions the denominator readily generalizes to $2 \sum_{l=1}^d (1 - \cos k_l)$.)

Employing the "Biot-Savart" law and the magnetic analogy, boundary effects may be included by extending the integral to include the images of the singularities.

The ground state energy given a certain distribution of f_m and f_f outside our domain is

$$E_{\text{ground}} = \frac{1}{2} \sum_{x, x^0} [m_x - f_x] G(x; x^0) [m_{x^0} - f_{x^0}]: \quad (31)$$

Note that in the small k limit $G(x; x^0)$ becomes logarithmic (or r^{2-d} in a general dimension d). The resulting logarithmic expression becomes identical, for all practical purposes, to that of the Villain model. In the continuum (small k) limit, the energy of interaction between two vortices is

$$E = 2 q_i q_j \ln(a=r_{ij}): \quad (32)$$

where $q_i = (m_i - f_i)$. For the time being, we have inserted a length "a" in order to make the argument of the logarithm dimensionless. When supercurrent screening is introduced, "a" naturally becomes the screening length in the short distance limit. Thus, in this unscreened case, "a" may be regarded as the system size: $a = O(L)$ [13].

In the continuum limit lines connecting opposite sign vortices become cuts in the complex plane with branch points at the positions of the vertices. A solution to the Laplace equation (Eqn.(24)) jumping by $2 q_i$ across the branch cut while traversing each pole (vortex) $z_i = x_{i1} + ix_{i2}$ (where $(x_{i1}; x_{i2})$ are the vortex coordinates within the plane) is the well known [14]

$$(z) = \sum_i q_i \text{Im} \ln(z - z_i)g: \quad (33)$$

In the previous (magnetic) analogy the singular branch cut takes on the role of a Dirac like string. If we have a pair of equal and opposite vortices $q_i = -q$ then, by the last Eqn, $-q$ simply becomes the "angle of site" of the segment connecting z_1 and z_2 as viewed from the point z .

may be written as the phase of wave-function (which may be supercially viewed as a Laughlin-like wavefunction as a function of only one of the "electronic" coordinates) with the odd integer power replaced by q [15]:

$$(z) = \sum_i (z - z_i)^{q_i}: \quad (34)$$

Explicitly, the phase of this wavefunction may be written as

$$= \text{Im} \ln(z)g: \quad (35)$$

Thus, by employing the Cauchy-Riemann "duality" relations, the continuum limit Hamiltonian may be recast as

$$\begin{aligned} H &= \frac{1}{2} K \sum_i d^2 x (r_i)^2 \\ &= \frac{1}{2} K \sum_i d^2 x \tilde{r} \text{Im} \ln(z)g - \tilde{r} \text{Im} \ln(z)g \\ &= \frac{1}{2} K \sum_{i,j} q_i q_j d^2 x \tilde{r} \text{Re} \ln(z - z_i)g - \tilde{r} \text{Re} \ln(z - z_j)g: \end{aligned}$$

In the last line we have employed the Cauchy-Riemann relations

$$\partial u = -\partial v, \quad (\tilde{r} u)^2 = (\tilde{r} v)^2 \quad (36)$$

(with $\partial^2 = \partial^2 = 1$) for the complex function

$$F(z) = \ln(z) - u + iv \quad (37)$$

(where the squared gradients happen to be $1=r^2$).

Integrating by parts,

$$H = \frac{K}{2} \sum_{i,j} q_i q_j d^2 x \ln |z - z_i| r^2 \ln |z - z_j|: \quad (38)$$

By the 2π discontinuity round a logarithmic pole: $r^2 \ln |z - z_j| = 2\pi (z - z_j)$. Thus

$$\begin{aligned} H &= \frac{K}{2} \sum_{i,j} q_i q_j \ln |z_i - z_j| \\ &= K \sum_{i,j} q_i q_j \ln(a=r_{ij}) + \text{const} \end{aligned} \quad (39)$$

with an arbitrary a and inter-vortex separation $r_{ij} = |z_i - z_j|$. This swift independent derivation is merely a slight twist on the treatment of Itzykson and Drouot [16]. Note that the final result is identical to Eqn.(32) derived by a seemingly alternate route. Such a plasma like interaction is also present in the Boltzmann weights of Quantum Hall Laughlin states. Along this route, the standard Villain model duality acquires a new meaning—an interchange between the real and imaginary parts of a complex function $F(z)$.

Here the nature of the duality is manifest: the imaginary part of $F(z)$ leads to a description in terms of the angular configuration of the XY rotors. The real part of $F(z)$ leads to a description in terms of the topological charges of the defects (when the frustration $f = 0$). Formally, we linked the two dual pictures by employing the Cauchy-Riemann relations.

In light of the effective two dimensional logarithmic interactions between the topological charges that appear in the various approximation schemes, one might expect the topological charges within the ground state to be arranged at the sites of a two dimensional Wigner

crystal{ the topological charges have their name physically vindicated (more than the standard mathematical jargon) behaving like Coulomb charges uniformly repelling each other to produce maximal separation between themselves. Equivalently, in the type II superconductor analogy, such a maximal separation produces a triangular Abrikosov like lattice.

It is a simple matter to interpret the frustrations geometrically. Forgetting about boundary conditions, let us arrange the lattice sites on a sphere of radius R (or many fractured portions of such spheres pasted together). The sum of the angles of a spherical quadrilateral $= 2\pi + \text{Area} = R^2$. It follows that in this naive mapping, we can identify a uniform frustration $f = (\text{Area of the plaquette})/R^2$. The frustrated XY Hamiltonian may now be written as

$$H = \sum_{\langle ij \rangle} S_i \cdot S_j \quad (40)$$

where \cdot denotes the scalar product between the vector resulting from parallel transporting the spin S_i to site j and the spin S_j already situated at site j . This Hamiltonian is translationally invariant when $f = \text{const}$ and, consequently, may be diagonalized in Fourier space [19]. By this crude analysis, we would expect the ground state modulation length (for a constant value of f) to roughly scale as the radius $R \propto f^{-1/2}$ for small fractions f such that one vortex pierces the surface of the sphere (giving rise to a trivial Aharonov Bohm phase). This conforms with what is observed numerically for a frustration $f = 1/q$ with an integer $q \geq 1$: one vortex (or vortex) per an area of size $1=f$ [17].

More conventionally, requiring overall charge neutrality in the Villain model (or for our pseudo-currents f_{ij} that interact Coulombically) yields the same result. By net charge neutrality, the background charge $[\sum_a f_a]$ should cancel against $[\sum_a m_a]$ originating from the vortices. Once again, from this "angle" as well, the density of vortices should scale as $f^{1/2}$ for a small uniform frustration f .

IV. LATTICE EFFECTS - NON LOGARITHMIC EFFECTIVE "VORTEX" INTERACTIONS

The logarithmic/near logarithmic interaction between the topological charges is merely an artifact of the continuum theory/ or of a quadratic approximation (in linearizing Eqn.(21)) on the lattice. On a lattice with a nearest neighbor spin-spin cosine interaction, the energy cost of a vortex pair is bounded by a finite energy penalty (no matter how far apart the vortices reside).

The proof is very simple. For simplicity we will illustrate it for the $f = 0$ case. The generalization to other f proceeds in the same manner. The basic idea is that

we may envision a configuration which is everywhere like that of global ground state(s), apart from a small finite region where the angular orientations differ from those in a ground state. As the interactions in Eqn.(1) are local the energy penalty associated with such a configuration would scale as the area of the region in which the angular orientations differ from those in the ground state.

Let us now consider the unfrustrated system ($f = 0$) with two vortices of strength m_1 and m_2 be separated some distance r apart. Let us divide the lattice into all overlapping (3×3) blocks and label them by i . Let us denote the sum of the bonds within each individual block by $\sum_{ij \in i} S_i \cdot S_j$. Due to over-counting (a 3×3 block contains twelve horizontal bonds and twelve vertical bonds) the energy of the entire system is

$$E = \frac{1}{12} \sum_{ij} S_i \cdot S_j \quad (41)$$

Now let us label the two blocks centered about m_1 and m_2 by $i = 1; 2$. Let us consider the following trial configuration (variational ansatz): In all exterior blocks $i \neq 1; 2$ s.t. that share no common interior bonds with $i = 1; 2$. Set $S_i = \text{const}$ (i.e. align the spins ferromagnetically). In $i = 1; 2$ configure the spins internally such that vorticities of strength m_1 and m_2 appear inside (there are an infinity of ways of doing this).

Computing the energy E we see that is elevated from its ferromagnetic value by a finite number (only a finite number of blocks are not ferromagnetic inside).

In effect, on a lattice, the vortex core is finite (it is bounded by the elementary plaquette) and the vortex may, similarly, extend from that core only a finite distance outward.

One might dismiss all of this as pure semantics and mathematical precision. Perhaps such a trial configuration could be called a local perturbation of the system.

As simple as these observations are, the common error of attaching logarithmic costs to lone, unpaired, topological charges on a lattice is quite prevalent. To dispel such claims, one may always construct trial states which deviate from the global ground state only in a small finite region of space and compute the energy cost of such a configuration with the nearest neighbor cosine Hamiltonian appearing in Eqn.(1). Amongst many others that might have taken the Villain model analogy (and along with it the logarithmic penalty) too literally, one may cite a recent paper [20] ascribing logarithmic energy penalties to various odd sized small local kinks. This is a very common error that has been made by many.

To make a connection with the more conventional "vortex", let us define a radius r vortex in the unfrustrated problem as one in which

$$\sum_{ij \in i} S_i \cdot S_j = 2\pi m_R \quad (42)$$

with $m_R = 1$ is satisfied for all contours which encircle the plaquette R up to a maximal distance r away from it. Employing the Euler-Maclaurin summation formula, we find that for large r , the energy of a radius r vortex is bounded from below by that of a vortex in the continuum limit where an integration may be performed. In the large r limit the energy may be bounded from below by $K_1 \ln(r/r_1)$ where, in this unfrustrated case, the constants $0 < K_1 < \infty$ and $r_1 > 1$.

V. EXACT CALCULATIONS ON FLUX PATTERNS

The periodicity (if any) of the ground state phase pattern f_{ij} depends upon the gauge. Even in the unfrustrated ($f = 0$) case a gauge with irrational f_{ij} may be chosen such that the phases are never periodic. As throughout most of this paper we will attempt to focus on the gauge invariant bond angles f_{ij} . A periodicity in f_{ij} implies a periodicity in the physically measurable Josephson currents ($\sin f_{ij}$).

It is a simple matter to determine, analytically, the ground state of small fragments of the lattice. As before, we enforce the constraints via Lagrange multipliers; now we leave the extremal equations in their plain form and resort to solving a few trigonometric equations and, in the aftermath, compare contenders amongst the resulting constrained extrema (along with various states that lie on the boundaries of f_{ij} of the different topological charge sectors: scenarios in which a few of the bond angles $f_{ij} = \pi$).

Let us start by considering a single plaquette with open boundary conditions. If this plaquette is unfrustrated, the ground state is trivially a ferromagnet: all $f_{ij} = 0$ (this state lies in the $m = 0$ sector). If this plaquette is threaded by half a fluxon ($f = 1/2$) then within the ground state the gauge invariant angles are all the same $f_{12} = f_{23} = f_{34} = f_{41} = \pi/4$ where $i = 1, 2, 3$; and 4 are the vertices of the plaquette. (Note that the directions in these bond angles are important $f_{ij} = -f_{ji}$). If all angles are $\pi/4$ then the plaquette has topological charge $q = 1/2$ or a vorticity $m = 1$; if all bond angles are $3\pi/4$ then the plaquette charge is $q = -1/2$ and the lies in the $m = 0$ sector. Other topological charge sectors are elevated relative to the ground state by a finite gap. For instance, the minimum energy for the unfrustrated plaquette ($f = 0$) subject to the constraint $m = 1$ is $E_{m=1}^{\min} = \pi/2$ (with a configuration having $f_{ij} = \pi/3$ for three bonds and with the remaining bond on the boundary of the angular zone ($f_{ij} = \pi$)) lies above the ground state $E_{m=0}^{\min} = 0$. Thus, each state in the $m = 1$ sector is elevated by at least $\pi/2$ (if units are restored) relative to the ground state. Similar bounds may be generated in frustrated plaquettes. These finite energy gaps will allow us, later on, to argue for finite tempera-

ture vortex ordering for certain values of f and to prove the existence of a Z_2 phase transition for the Fully Frustrated XY model. Note that here the ground states computed with open boundary conditions can trivially tile the plane. One of the complications of the continuous XY spectrum is that the various topological charge configurations are nested. The energies of the single unfrustrated plaquette span the region $0 \leq E \leq \pi/2$ ($m = 0$) when $m = 0$ and $\pi/2 \leq E \leq \pi$ ($m = 1$) when a vortex/antivortex is present. The energy of a vortex free plaquette may be higher than that of a vortex-full plaquette! The nesting of the energy spectrum just found hints that the XY model cannot be probed by merely replacing its plaquettes by topological charges.

This subtle non equivalence between the continuous model and its discrete counterpart is not heavily emphasized in the literature. The dual model (derived by various approximations for the low energy sector in Eqn.(31) and Eqn.(39)) is a useful tool but it is merely an approximation. The complication arising from the non-equivalence of these models will be one of many obstacles that we will need to surmount.

As noted, the ground state when $f = 1/2$ everywhere is simple: the bond angles $f_{12} = f_{21} = f_{15} = f_{56} = \pi/4$; and the other half $f_{62} = f_{26} = f_{32} = f_{67} = f_{73} = \pi/4$; $f_{67} = f_{76} = \pi/10$; $f_{11} = \pi/11$; $f_{710} = \pi/10$ etc. The two checkerboard patterns where the $f_{ij} = \pi/2$ at $(x_1, x_2) = (0,0)$ and $(1,1)$ are the only two ground states. The proof is very simple: the energy

$$E = \frac{1}{2} \sum_{ij} f_{ij}^2 \quad (43)$$

where f_{ij} is the energy of each individual plaquette. Thus if a configuration in which for each plaquette $f_{ij} = \pi/2$ exists then that configuration is a minimum energy configuration. For each individual plaquette R , if $f_{ij} = \pi/2$ then all $f_{ij} = \pi/2$. Now, a bond h_{ij} is common to two adjacent plaquettes. If its value, as read counterclockwise from the center of one plaquette, is $\pi/4$ then its value as read counterclockwise from the center of the adjacent plaquette is $3\pi/4$. If we start from one plaquette in which all bond angles are $\pi/4$ and then add an adjacent plaquette and require that the in the new additional plaquette all bond angles will be of equal value which is set to either $\pi/4$ or $3\pi/4$ then we will trivially see the bond common to both plaquettes will force all bonds in the new plaquette to be equal to $\pi/4$. We can then add a new additional plaquette to the last one and repeat the argument. Thus if within the "seed plaquette" (the plaquette situated at the origin of the dual lattice) all gauge invariant bond angles $h_{ij} = \pi/4$ then any other plaquette lying at a point $\mathbf{x} = (x_1, x_2)$ will also saturate the minimum energy bound with all bond angles set to $[(\pi/2)^{x_1+x_2}] = \pi/4$. We could have similarly started with a plaquette at the origin in which all

bond angles were $\theta_{ij} = \pi/4$. These are the only two possible "seeds" and the resultant configurations are the only two global ground states. Within these two ground states we find a checkerboard pattern of topological charges: If, in a given plaquette R , all the gauge invariant bond angles $\theta_{ij} = \pi/4$ then the vorticity $m_R = 1$; when all $\theta_{ij} = 3\pi/4$ there is no vorticity ($m_R = 0$). The one and zero values of the local vorticities form a checkerboard matrix $m_x = \frac{1}{2}(1 + (-1)^{x_1+x_2})$. This phase is none other than a specific example of a staggered flux phase currently in fashion in the High Temperature Superconductivity (HTSC) literature [21].

An explicit ground state configuration is shown in Fig.(2).

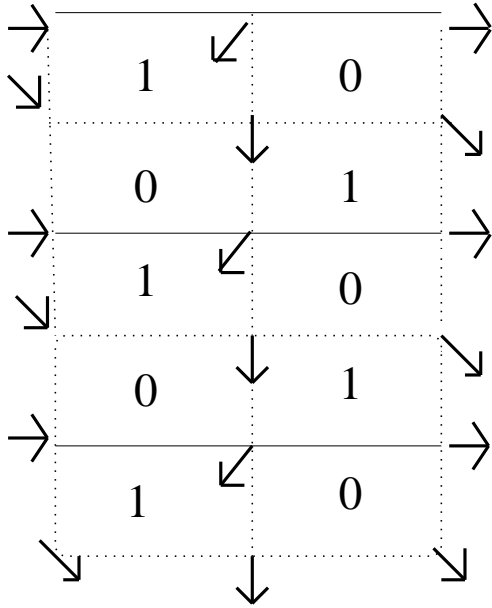


FIG. 2. A ground state of the Fully Frustrated XY model in an explicit gauge. The arrows denote the rotor directions and the numbers (1 or 0) at the centers of the plaquettes denote their topological charge. The solid lines denote anti-ferromagnetic bonds and the dashed lines denote ferromagnetic bonds. Any uniform global rotation will produce another ground state as will an interchange between sites on the two independent sublattices—a translation by one lattice constant.

To distinguish between the two viable ground states and to highlight their Z_2 symmetry and pinpoint the breaking of this symmetry a staggered magnetization

$$M = \sum_x \sum_j (-1)^{x_1+x_2} m_x(j) \quad (44)$$

is defined [22]. The current patterns within the two different chiral ground states are rotated by $\pi/2$ relative to each other. Domain walls separate the two checkerboard ground states—these cannot be transformed into each other by a continuous rotation. The walls consist of

links which separate two plaquettes with the same sign of the chirality.

As noted earlier, an elusive riddle is whether the transition temperatures at which Z_2 and XY order are broken are one and the same or just happen to lie very close to one another.

In some numerical studies the onset of XY symmetry "breaking" is extracted from an analysis of the helicity modulus. As mentioned earlier, the helicity modulus exhibits a universal jump at the Kosterlitz-Thouless transition [23]. This is akin to and naturally explains the universal jump in the He^4 superfluid density. The helicity modulus may be measured by applying strains on the Josephson currents [17].

Let us next consider a 2×2 block with $f = 1/2$ everywhere. Such a small fragment is depicted in Fig.(3) where, in the chosen gauge, $A_{25} = A_{58} = \pi/2$ with all other $A_{ij} = 0$.

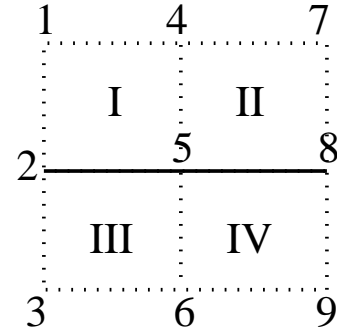


FIG. 3. The 2×2 block with $f = 1/2$ in all plaquettes: $A_{25} = A_{58} = \pi/2$.

Within the open boundary condition minimum of this small 2×2 block: $\theta_{21} = \theta_{14} = \theta_{74} = \theta_{87} = \theta_{89} = \theta_{96} = \theta_{36} = \theta_{23} = \cos^{-1}(\frac{2}{5})$ and $\theta_{45} = \theta_{52} = \theta_{65} = \theta_{58} = \cos^{-1}(\frac{1}{5})$. This state lies in the topological sector ($m_I = 0; m_{II} = 1; m_{III} = 1; m_{IV} = 0$). A similar state appears in the sector $(1; 0; 1; 0)$. The energy of these states is $\frac{m_{in}}{0;1;0;1} = \frac{m_{in}}{1;0;1;0} = \frac{2}{5}$. Note that the energy/bond of this state is lower than that of the global (entire lattice) ground state minimum. This is hardly surprising: open boundary conditions were placed on this small 2×2 block. At worst the energy of this block would have coincided with the global ground state energy.

Let us denote the amount by which the open boundary condition state improves on the global ground state configuration (as placed on this small 2×2 block) by

$$= \frac{P_-}{4 \cdot 5} - \frac{P_-}{6 \cdot 2} = 0.458991... \quad (45)$$

The minimum of all $(1; 1; 0; 0)$ or $(0; 0; 1; 1)$ states is $\frac{m_{in}}{1;1;0;0} = \frac{m_{in}}{0;0;1;1} = \frac{8}{5}$ (corresponding to $\theta_{25} = \theta_{58} = \pi/2$ with all other gauge invariant bond angles $\theta_{hiji} = 0$). The lowest energies of all other non checkerboard topo-

logical sectors are even more elevated than those of the (1;1;0;0) or (0;0;1;1) sectors.

Thus the energy of all non-checkerboard configurations are elevated by at least

$$+ = \frac{P}{6 \cdot 2} \cdot 8 = 0.485281 \dots \quad (46)$$

relative to the global ground state configuration.

VI. Z_2 SYMMETRY BREAKING IN THE FULLY FRUSTRATED XY MODEL

We have already outlined the ground states of the Fully Frustrated XY model on the square lattice. The topological charges behaved as they should—repelling each other and in the process generating a checkerboard pattern.

We will now prove that the uniformly frustrated XY model has a Z_2 phase transition: a claim that till now has only been seen numerically and strongly hinted at by various approximate schemes.

A. Energy Gaps on the Square Lattice

The topological charge sectors' minimum are separated from each other by finite energy gaps. For the 2×2 block in (Fig. V) the lowest energy configuration which does not belong to the "good" sectors $f_{m_I} = 1; m_{m_{II}} = 0; m_{m_{III}} = 1; m_{m_{IV}} = 0$ or $f_{m_I} = 0; m_{m_{II}} = 1; m_{m_{III}} = 0; m_{m_{IV}} = 1$ topological charge sectors is given by $f_{14} = f_{47} = f_{78} = f_{89} = f_{96} = f_{63} = f_{32} = 0$ and $f_{25} = f_{58} = 1$ and it lies in $f_{m_I} = 0; m_{m_{II}} = 0; m_{m_{III}} = 1; m_{m_{IV}} = 1$ g. The energy of this state is $E_{0;0;1;1}^{m, \text{in}} = 8$. Similarly if $f_{25} = f_{58} = 0$ (with $f_{14} = 1$) a state of a similar energy lies in $f_{m_I} = 1; m_{m_{II}} = 1; m_{m_{III}} = 0; m_{m_{IV}} = 0$ g. $E_{1;1;0;0}^{m, \text{in}} = 8$. Thus the minimum of the energy in all other "bad" topological charge sectors is $E_{\text{bad}}^{m, \text{in}} = 8$. The $f_{ij} = 4g$ states, although they are the global minimum configurations, are not the lowest energy configuration on this fragment of the lattice with open boundary conditions. Nonetheless, these states lie in the "good sectors" $f_{m_I} = 0; m_{m_{II}} = 1; m_{m_{III}} = 0; m_{m_{IV}} = 1$ g and the $f_{m_I} = 1; m_{m_{II}} = 0; m_{m_{III}} = 1; m_{m_{IV}} = 0$ g. The energy of this state on a 2×2 block is $E_{1;0;1;0}^{\text{ref}} = \frac{P}{6 \cdot 2}$. In a system with periodic boundary conditions

$$E = \frac{1}{L_c(L_c + 1)} \sum_{\text{blocks}} X \quad (47)$$

where X is the energy of all bonds lying in an $L_c \times L_c$ block. The sum is performed over all overlapping $L_c \times L_c$ blocks. The multiplicative factor in front stems from the fact that each bond will be included in the sum $L_c(L_c + 1)$ times if one were to cover a square lattice, with periodic boundary conditions, with all overlapping

$L_c \times L_c$ blocks. Let's stick to the simplest case: $L_c = 2$. We have previously defined

$$+ = \frac{E_{\text{bad}}^{m, \text{in}} - E_{1;0;1;0}^{\text{ref}}}{E_{1;0;1;0}^{\text{ref}}} = \frac{P}{6 \cdot 2} \cdot 8 \quad (48)$$

Within each small block, for states of the incorrect topological charge registry:

$$+ = \frac{[f_{m_{x_1 x_2}} g \notin \frac{1}{2} (1 + (-1)^{x_1 + x_2})]}{\text{or } \frac{1}{2} (1 + (-1)^{x_1 + x_2 + 1})]} E_{\text{ref}} \quad (49)$$

where, as before, $(x_1; x_2)$ label the plaquette coordinates in the plane. Averaging the last set of inequalities over the entire lattice ($\langle \rangle$):

$$E[f_{m_{x_1 x_2}} g] = E_0 + \frac{+}{L_c(L_c + 1)} N_b - \frac{+}{L_c(L_c + 1)} N_{\text{good}} \quad (50)$$

where E_0 is the global ground state energy (of the lattice with periodic b.c.) and N_b denotes the number of blocks with incorrect $f_{m_{x_1 x_2}} g$ registry, while N_{good} denotes the number of 2×2 blocks with the correct checkerboard registry.

Henceforth we shall denote by

$$+ > 0 \quad (51)$$

Similarly, for the unfrustrated ($f = 0$) system, an $j = 1$ plaquette ($L_c = 1$) with open b.c. is elevated by, at least, $= \frac{7}{2}$ relative to the $m = 0$ ground state configuration. Here again we can employ the last relation to generate a lower bound on the energy gap given the number of blocks (in this case the number of plaquettes) which do not have the correct topological charge registry (i.e. have nonzero vorticity $m \notin 0$).

The reader can see how these bounds may be generalized to higher order commensurate values of f where the block size L_c will be larger. These simple inequalities can be seen as a generalization of the Peierls bound.

We are now ready to apply the machinery of reflection positivity. Before the reader might find himself bored by the details of the "chessboard estimates", let us quickly outline the logic: We will assume that at infinity we have "good" g_2 boundary conditions, by which we mean that one of the two types of topological charge checkerboard configurations will be found. We will bound the size of the region that is occupied by the other "good" checkerboard ground state g_1 . In essence, we will bound the size of the region separating the two checkerboard configurations; in this region the topological charge configurations are "bad" and are costly in energy. The number N_b of the blocks which have "bad" topological charge configurations is, at least, linear in the perimeter of the regions (i.e. domain walls) surrounding the g_1 droplets. The correspondence to the Peierls proof of a phase transition in

a nearest neighbor Ising ferromagnet will become transparent toward the end of the proof. We avoid the use of Peierls' contour inversion trick, opting instead for a direct computation of the ratio of partition functions in order to find the probabilities of various contours. We will prove, trivially, that at sufficiently low temperatures the energy bounds on the cost of "bad" regions (domain walls) translate into bounds on their probabilities.

B. Reflection Positivity

We will employ Reflection Positivity [26] as applied to a system invariant under a reflection about an axis P passing through lattice sites.

The uninitiated reader is referred to Appendix A for a brief exposure to this technique. Here we will merely outline the bare essentials for purposes of notation.

Let us partition the plane into two sides which flank the axis P (which itself lies along a line of bonds): P^- . Let us define P^+ as the union of P^- with P . Under reflection about P :

$$R_P F(S(x_1); \dots; S(x_n)) = F(S(R_P x_1); \dots; S(R_P x_n)) \quad (52)$$

where x_i denote locations in the plane. Thus, under the reflection operation,

$$\begin{aligned} R_P A_{ij} &= A_{R_P i, R_P j}; \quad R_P i = R_P i \\ \text{if } hij &\text{ is vertical: } R_P ij = ij \\ \text{if } hij &\text{ is horizontal: } R_P ij = ij; \end{aligned} \quad (53)$$

For both horizontal and vertical bonds, $\cos \theta_{ij}$ is invariant under R_P . Defining

$$B = \sum_{hij \in P} \left[\frac{1}{2} \sum_{hij \in P} \right] \cos \theta_{ij}; \quad (54)$$

the Hamiltonian

$$H = B + R_P B \quad (55)$$

is manifestly invariant under R_P [but the reflected plaquettes correspond to the same frustration $0 \leq f \leq 1=2$ only when $f = 0; 1=2$]. As the sense of the circulation in the sum $\sum_{R_P ij}$ is fixed over the entire lattice, under R_P :

$$(m_x - f)! = (m_x + f): \quad (56)$$

For $f = \frac{1}{2}$, the vorticities transform as

$$m = 1; 0; 1; 2! 2; 1; 0; 1 \quad (57)$$

under reflections. The correct (ground state pattern) set of topological charges $m_x g$ at the various planar locations x is invariant under R_P . This is to be expected as the energies are unchanged by R_P —there is no energy

increase along the reflection axis P . When $f = 0$, the vorticities

$$m = 1; 0; 1! 1; 0; 1 \quad (58)$$

under R_P .

For $0 < f < 1=2$, the quantity $2 \lfloor (m - f) \rfloor$ is not an allowed value for the circulation sum. Let us define b_k as the $L_c \times L_c$ topological charge pattern about the central plaquette at x_k , and introduce a function $\delta_{b_k}(x)$ which is equal to one if b_k is found within the 2×2 block centered about x , and is equal to zero otherwise.

Let us next reflect b_k to cover the entire lattice and generate a vortex pattern C_k . One may define a partition function (Z_{C_k}) that is the sum of all of the Boltzmann weights corresponding to these configurations.

There are two correct (checkerboard) topological charge configurations within the $L_c \times L_c$ block; we shall denote these topological charge configuration by g_1 and g_2 . For all faulty (non g_1 or g_2) blocks b_k reflections generate $N_b > t^0 N$ faulty $L_c \times L_c$ blocks within the lattice with $t^0 > 0$. As before, let f_{ig} vortex patterns in the $L_c \times L_c$ blocks centered about the sites i , and let $fg_1; fg_2$ denote the two correct (checkerboard) vortex configuration within an $L_c \times L_c$ block. Note that the set f_{ig} consists of all overlapping $L_c \times L_c$ blocks.

C. The Kaleidoscope Patterns: Energy Gaps on The Reflected Blocks

It is a simple matter to convince oneself that by repeatedly reflecting any $L_c \times L_c$ block to cover the entire lattice we will generate a periodic pattern of repetitive $2L_c \times 2L_c$ super-blocks. Simply put, the planes P chosen to be either vertical or horizontal and for each orientation:

$$R_P^2 \text{ horizontal} = R_P^2 \text{ vertical} = 1: \quad (59)$$

After two reflections by any two parallel planes the original pattern must emerge. Taking note of all possible "bad" (non-checkerboard) $L_c \times L_c$ blocks one sees that in all cases the global pattern C_k generated by consecutive reflections contains more bad $L_c \times L_c$ overlapping blocks than those of the checkerboard type: in Eqn.(50) $N_b > N_{\text{good}}$. Consequently, the energies of the all repetitive patterns satisfy

$$\begin{aligned} E_{C_k} &> E_0 + \frac{N_b}{L_c(L_c + 1)} \\ &> E_0 + \frac{t^0 N}{L_c(L_c + 1)}; \end{aligned} \quad (60)$$

with $L_c = 2$, and, as denoted earlier, with the number of bad blocks in each repetitive pattern $N_b > t^0 N$.

Let us next define an angular volume within a L_c block such that

$$\sup_i j_i^{\text{ground}} = j \quad (61)$$

for all sites i (where j_i^{ground} denotes the angular configuration of a global ground state minimum on the entire lattice—the pinned down reference angular configuration with broken global Z_2 and $SO(2)$ symmetries) and, correspondingly,

$$\max_{L_c \text{ block partitions}} \sup_i g = g_{\text{ref}} + \epsilon_0 \quad (62)$$

The size of j is $j = (2)^g$. j is strictly contained only within a checkerboard sector. I.e. within each L_c ($L_c = 2$) block, we define an angular volume about the ground state configuration such that on the fringes on this volume:

$$g = \text{reference} + \epsilon_0 \quad (63)$$

with

$$\epsilon_0 < \epsilon \quad (64)$$

Let us next define a global angular volume such that

$$\sup_i j_i^{\text{ground}} = j \quad (65)$$

for all lattice sites i .

The energy of any global lattice configuration within this volume has an energy which is bounded from above by

$$E_{\text{g}} = E_0 + \frac{N_0}{L_c(L_c + 1)} \quad (66)$$

The definition of ϵ and ϵ_0 is made possible by the continuity in f_{ig} of the Hamiltonian in Eqn.(1).

Now $[Z_{C_k} = Z_{\text{tot}}]$ may be easily bounded at low temperatures

$$\frac{Z_{C_k}}{Z_{\text{tot}}} < \frac{Z_{C_k}}{Z} < \frac{(2)^N}{(2)^N} \exp \left(-\frac{N_0}{L_c(L_c + 1)} \right) \quad (67)$$

where $(2)^N$ is the net angular volume of the entire system and $(2)^N$ is the volume of \mathcal{V} . Here we have employed the fact that the angular volume of C_k is bounded by $(2)^N$.

Let us define a "logical" test function on a block i centered about site i by $F(i = g_1; g_2) = 1$ and $F(i \notin g_{1,2}) = 0$ (the reader will note that is merely a variant of $!_{b_k}(\mathbf{x})$: $F = !_{g_1} + !_{g_2}$). Let us furthermore define yet another function

$$V(\mathbf{x}) = \prod_{i=1}^Y F(i): \quad (68)$$

The region where $V(\mathbf{x})$ vanishes defines a domain D . Once again, in the spirit of providing very generous upper bounds, let ∂D denote the outer perimeter of D , and let us pick merely

$$|\partial D| \leq \max_{i \in \partial D} \text{Int} \left[\frac{P_i}{8L_c} \right]; 1g; \quad (69)$$

non-overlapping faulty blocks (where $\text{Int}[\cdot]$ denotes the integer part function).

The probability of having a domain D

$$\text{Prob}(D) = \max_{\{b_i(\mathbf{x}_1) \dots b_i(\mathbf{x}_N)\}} \prod_{k=1}^N [Z_{C_k} = Z_{\text{tot}}]^{N_k} < \exp[-W t^g] \quad (70)$$

with

$$t = \left(\frac{P_0}{8L_c} \right)^{1 \ln(\epsilon) / (L_c(L_c + 1))} \quad (71)$$

In the last inequality, the blocks f_{ig} are chosen to be non-overlapping: no spins are shared by two blocks (including the boundaries of the blocks). The second inequality in Eqn.(70) followed from reflection positivity. (The reader is referred to equation (100) in Appendix B for details.) Let G^i ($i = 1, 2$) denote the support of the correct vortex configuration (g_i) in a region of any size. Let us assume that at infinity, we have G^2 boundary conditions. The probability of having a domain D incurred by N_{G^1} units (in a partitioning of the lattice by non overlapping blocks) of the opposite checkerboard state is bounded by Eqn.(70). The bounds on the area covered by the opposite checkerboard state may proceed as in the usual Peierls argument (see Appendix B and Eqn.(104) for details), to yield

$$\exp[-W t \max_{i \in \partial D} \text{Int} \left[\frac{P_i}{8L_c} \right]; 1g] \quad (72)$$

The right hand side can made as small as desired for $\epsilon > \epsilon_c(r)$: Even stronger bounds hold for all other "bad" topological charge configurations. Thus, at sufficiently low temperatures, a spontaneous symmetry breaking of the vortex locations is sparked by applying boundary conditions at spatial infinity.

Analogously, for $f = 0$, the fraction of $j = 1$ vortices (which, for $L_c = 1$, are elevated by at least $\epsilon = 7/2$ relative to the lowest lying $m = 0$ configuration) can be bounded from above by arbitrary, exponentially small, numbers at sufficiently low temperatures: "pair annihilation".

Here we avoid the contour flipping algorithm in the standard Peierls argument by use of Reflection Positivity to bound $P(\text{rob}(\mathbb{D}))$ in Eqn.(70). We have kept L_c general (and have not explicitly set it to two in most of the above in order to suggest other plausible extensions (not hinging on Reflection Positivity) to other values of f for which L_c will be larger). To emphasize in this proof a necessary (but not sufficient requisite) is to establish a gap between the minimum energy per site of "bad" topological configurations on the $L_c \times L_c$ block with open boundary conditions and thermodynamic limit ground state tiling the entire plane belonging to the "good" topological sector (which we dubbed the "reference" state). In general the open boundary condition minimum on will not be able to tile the entire plane and will produce a slightly lower ground state energy per site than the ground state of the entire lattice.

V II. AN ALTERNATIVE PROOF

The reader might be a bit dismayed that our proof seems to rest on the relatively fortuitous event that for the small $L_c = 2$ the gap $\epsilon > 0$. Had this not been the case we might have been required to compute energies on much larger $L_c \times L_c$ blocks.

Here we show that this is not the case when attacking the problem along a slightly disparate path.

Let us define

$$E_s = \sum_{\substack{i,j \in \mathbb{D} \\ |i-j| \leq R}} \cos \theta_{ij} - \frac{1}{2} \sum_{\substack{i,j \in \mathbb{D} \\ |i-j| \leq R}} \cos \theta_{ij} \quad (73)$$

for each $s \times s$ block \mathbb{D} (with an arbitrary integer $s > 1$) such that

$$E = \sum_{\mathbb{D}} E_s \quad (74)$$

in a partition of the lattice with "marginally" non overlapping blocks \mathbb{D} (nearest neighbor blocks share only a common boundary $\partial \mathbb{D}$). Note that the open boundary condition ground state f_{ig} of \mathbb{D} on the block \mathbb{D} (the previous "reference state") may be repeatedly reflected (as $f = 1/2$ is congruent to $(-f)$) along the boundaries $\partial \mathbb{D}$ to tile the entire plane. Thus the open boundary condition minimum on the small block is, in this case, a portion of the global ground state.

Now, a finite energy gap $\epsilon > 0$ (necessitated by our definition of "bad" and "good" topological sectors) separates the various "bad" topological charge configurations (which do not contain a ground state of \mathbb{D} on the finite $s \times s$ slab with open boundary conditions) and the ground state value of \mathbb{D} . The reader might recognize as none other than ϵ for the particular case $s = L_c$ as defined for the energy in Eqn.(73).

In computing the probability of a domain \mathbb{D} we note that net domain size N_b^0 depends on how we partition the plane into marginally non overlapping blocks \mathbb{D} . If, in a partitioning of a lattice into maximally overlapping blocks f_{ig} , we find N_b faulty blocks of the incorrect topological charge registry then in the optimal partitioning of the lattice into marginally non overlapping blocks f_{ig} we will find, at least,

$$N_b^0 = \int \frac{h N_b + s^2}{s^2} 1^{\frac{1}{2}} \quad (75)$$

faulty blocks f_{ig} . Consequently, in Eqn.(71), we may substitute

$$! \frac{1}{s^2} \quad (76)$$

and repeat the previous arguments of section (V I).

Note that although, in the above, we focused attention to $s \times s$ square blocks we could also have chosen \mathbb{D} to be a domino: the minimal (2×1) plaquette configuration. There are two checkerboard $q_{1,2}$ states (the sectors $(m_1; m_2) = (1; 0)$ or $(0; 1)$) within the domino and all of our arguments may be reproduced with the factor s^2 appearing in Eqs.(75-76) replaced by the area of the domino (two plaquettes).

V III. THE STANDARD XY MODEL-A PROOF OF VORTEX CONFINEMENT

We may similarly bound the number of radius r vortices ($r \geq 1$), which were defined in section (IV), within the unfrustrated system. When $r \geq 1$ the energy penalty is no longer a mere $7/2 J$ as it was for $r = 1$, but rather a forbidding logarithmic function of r . Rederiving Eqn.(72) with the energy penalty associated with the large radius vortex defined by Eqn.(42) we find that

$$\frac{\ln r_i}{N} < \sum_{\substack{i=1 \\ i=4,6,\dots}}^X 3^{-i/2} (r=r_i)^{-K_1}; \quad (77)$$

For $\beta > \ln 3 = (K_1 \ln r)$ the sum is convergent. The ratio $\ln r_i / N$ can be made as small as desired at sufficiently low temperatures (large β). The probability of having a radius r vortex drops algebraically with r : There are no macroscopic radius ("real topological") vortices at sufficiently low temperatures. Moreover, as derived near the end of subsection (V I D), exponential bounds (in β) on the minimal $r = 1$ plaquette size vortex are given by Eqs.(71,72) with $\beta = 7/2$, and $L_c = 1$ (with, for example, the arbitrary additional parameters set to $t^0 = 1/2 < t_{sup}^0 = 1$, and $\beta = 3$ corresponding to $\theta_0 = 2 < \pi$).

Loosely speaking, in the presence of vortices (or of a single vortex) in between sites i and j , the $O(2)$ correlator- the expectation value of the scalar product

$S_i S_j$ will effectively average to zero. This could naively suggest that at low temperatures the long distance spin correlations might also be effectively bounded by an algebraically decaying function.

IX. GENERALIZED Z_K SYMMETRY AND MAGNETIC GROUPS

If there is a uniform frustration $f = p/q$ with p and q 3 relatively prime integers then the topological charge ground state will consist of repetitive units of area $k_1 k_2$ extending k_1 and k_2 units along the x_1 and x_2 axis respectively. Thus, by translating the origin in the covering of the lattice by non overlapping blocks, we may generate $k = k_1 k_2$ ground state configurations within the repetitive blocks. To describe this viable translational $Z_{k_1} \times Z_{k_2}$ symmetry of the ground state we may trivially extend the definition of the Z_2 order parameter previously defined:

$$M_k = \sum_g \sum_j X_j \exp[i 2\pi \sum_g b_j g] \quad (78)$$

where the sum is now over non overlapping blocks and possible ground state topological charge sectors g . As before, $b_j = 1$ if the pattern b_j appears in and is zero otherwise.

We may similarly define the two block correlator

$$h_i(j) = \sum_g \sum_j X_j \exp[i 2\pi \sum_g b_j g] \quad (79)$$

for two blocks and 0 appearing in a partitioning of the lattice into non overlapping blocks.

The reader will note that in the limit $q \rightarrow 1$ (irrational frustration f) the discrete translational symmetry transforms into a continuous symmetry

$$Z_{k_1} \times O(2) \quad (80)$$

and the translational symmetry group becomes the symmetry group of the two-torus.

Thus the Z_2 and $O(2)$ symmetries present in the $f = 1/2$ case become similar $O(2)$ symmetries in the limit of large q (continuous f). Physically, all possible translations of a given ground state configuration amount to a rotation of the spins by an all possible angles. One might speculate that perhaps for irrational f , there is no finite temperature vortex ordering (no explicit $Z_{k_1} \times O(2)$ symmetry breaking) but rather a finite temperature Kosterlitz-Thouless like transition (in which the vortex ordering "almost" breaks an $O(2)$ translational symmetry but not quite) [28].

Such a viable link between the degeneracy amongst states generated by displacements and those created by global rotations is also found elsewhere. In the Quantum Hall problem, the degenerate states may be labeled

in terms of their angular momentum quantum numbers or, alternatively, by their magnetic translation operator eigenvalues. On a lattice (the Hofstadter problem) the correct degeneracy is easily read off in terms of the magnetic translation operators; the flux piercing the fundamental cell is an integer multiple of the elementary fluxon. It might be naively argued that an irrational flux leads to an effective loss of commensurability effects (the size of the elementary cell becomes of the order of the system size) and that the equivalence between those degeneracies spawned by translations and those created by rotations is restored. The sole (albeit important) distinction between the Quantum Hall problem and the frustrated XY model is that in the latter the magnitude of the wavefunction is pinned, $j(\mathbf{x}) = 1$, whereas in the Quantum Hall problem both phase and amplitude may vary.

In addition to the trivial Z_{k_1} groups generated by displacements, one finds in certain instances a greatly enhanced symmetry group. The ground states of the frustrations $f = 1/3$ and $f = 1/4$ are a case in point [33]. Here one may construct a multitude of "zero-energy domain walls". Phrased in our language this implies that nontrivial coverings of the lattice are possible such that within all overlapping blocks we find the reference global ground state in minimum configuration. At low temperatures the infinite degeneracy is lifted by the free energy of spin waves.

X. THE GROUND STATES IN THE PRESENCE OF KALEIDOSCOPE PATTERN MAGNETIC FIELDS

Although in many instances (e.g. uniform non commensurate f) the determination of the exact ground state is nontrivial there are several exceptions to the rule.

If the frustrations f form a kaleidoscope pattern - i.e. if they may be generated, starting from an arbitrary sequence of frustrations in a small region, by consecutive reflections in different planes to cover the entire lattice, then a ground state may also be formed by the same sequence of reflections.

Let us now "elaborate" and prove this statement. Let \mathbf{r}_1^0 be a block spanning one or more plaquettes on which the frustrations at the different plaquettes are arbitrary. If the block is of finite size then the determination of the exact open boundary condition minimum of the energy functional \mathcal{F}_1 defined in Eqn.(73) will yield an angular configuration $(s) f_1$ on \mathbf{r}_1^0 . Now let us invert the frustrations and set

$$f_2 = f_1 \quad (81)$$

for the block \mathbf{r}_2^0 which is the mirror image of \mathbf{r}_1^0 about an arbitrary plane P_1 which passes through one of the edges of \mathbf{r}_1^0 :

$$\begin{pmatrix} 0 \\ 2 \end{pmatrix} = R_{P_1} \begin{pmatrix} 0 \\ 1 \end{pmatrix}; \quad (82)$$

We now note that the open boundary condition minimum of ϕ on the fixed superblock $\begin{pmatrix} 0 \\ 1 \end{pmatrix} \begin{pmatrix} 0 \\ 2 \end{pmatrix}$ must satisfy

$$\min \begin{pmatrix} 0 \\ 1 \end{pmatrix} \begin{pmatrix} 0 \\ 2 \end{pmatrix} g = \min \begin{pmatrix} 0 \\ 1 \end{pmatrix} + \begin{pmatrix} 0 \\ 2 \end{pmatrix} g = \min \begin{pmatrix} 0 \\ 1 \end{pmatrix} g + \min \begin{pmatrix} 0 \\ 2 \end{pmatrix} g; \quad (83)$$

yet just such a configuration having an energy $\min \begin{pmatrix} 0 \\ 1 \end{pmatrix} g + \min \begin{pmatrix} 0 \\ 2 \end{pmatrix} g$ may be constructed. To do so we may simply leave the original angular configuration $f_i g$ for all sites i within the block $\begin{pmatrix} 0 \\ 1 \end{pmatrix}$ untouched and set $i = R_{P_1} i$ for all sites i in the reflected block $\begin{pmatrix} 0 \\ 2 \end{pmatrix}$. We may now choose a different plane P_2 and keep repeating the process until $\begin{pmatrix} 0 \\ 1 \end{pmatrix} \begin{pmatrix} 0 \\ 2 \end{pmatrix} \begin{pmatrix} 0 \\ 3 \end{pmatrix} \dots$ spans the entire lattice. This proof holds just as well for a triangular lattice.

Perhaps the simplest realizations of such ground states are the staggered flux phases (of which the $f = 1/2$ ground state hitherto considered is a special example). As other simple realizations we may consider systems on a square lattice in which the frustration varies as

$$f_x = f \sin\left(\frac{x_1}{n}\right) \sin\left(\frac{x_2}{n}\right) \quad (84)$$

for all plaquettes x within the dual lattice with an arbitrary f and a finite integer n . Here $\begin{pmatrix} 0 \\ 1 \end{pmatrix}$ is the elementary $n \times n$ block. Any reflection of the frustrations $f_{x_2 \begin{pmatrix} 0 \\ 1 \end{pmatrix}}$ inverts their sign on the sites $R_P x$ which lie in $\begin{pmatrix} 0 \\ 1 \end{pmatrix}$.

XI. THE ISOTROPIC TO NEMATIC TRANSITION AND LATTICE GAUGE THEORIES

Just as we were able to bound, at low temperatures, the number of free vortices within the unfrustrated XY model we may also prove that free disclinations in liquid crystal system must condense at sufficiently low temperature; such a condensation of disclinations occurs in the transition between the isotropic and nematic (or "topologically" ordered [25]) phases. Similar arguments apply for other systems having other order parameter symmetries.

Within the (unfrustrated) XY model, the $O(2)$ vortices are elevated by a finite amount relative to the ground state. Similarly within lattice models of liquid crystals the RP^2 topological defects (disclinations) of the headless director fields \hat{n} must incur an energy cost relative to the defect free ground state.

This fused with a Reflection Positivity symmetry which is present in many of these models (for some lattice models see [24,25]) allows one to set bounds, via chessboard estimates, on the frequency of disclinations at sufficiently low temperatures. Analogously, one may examine an analogue of the Fully Frustrated XY model: a nematic on a lattice having half an RP^2 fluxon thread each of its plaquettes.

Similar arguments may be used to bound the frequency and size of other topological defects associated with completely different systems.

The chessboard estimates might find a natural arena in many of the lattice gauge theories. For instance, lower, area law, bounds on the Wilson loops in Z_2 lattice gauge models may be immediately derived—no high temperature expansions are necessary to prove this point. These bounds follow effortlessly from Reflection Positivity inequalities, Eqs.(94,95,100): The Wilson loop is the quantity appearing on the right hand side of these inequalities and the identity $A^2 = 1$ may be employed for the repeated (reflected) elements of Z_2 appearing on the right hand side to prove a lower, area law, bound.

XII. APPENDIX A: WHAT IS REFLECTION POSITIVITY??

Reflection Positivity has long been a weapon reserved for the cabinets and drawers of M.P.s (Mathematical Physicists). Our simple minded nuts and bolts approach presented below is geared toward our very specific limited set of problems and is quite superficial. It does the field no justice. For a more detailed and rigorous exposition the reader is referred to [26].

Let us partition the plane into two sides which flank an orthogonal bisecting plane P (which itself lies along a line of bonds): P^+ . Define P^- as the union of P^+ with P .

In a Reflection Positive system, there exists an operator B such that the Hamiltonian may be expressed as

$$H = B + R_P B; \quad (85)$$

As noted earlier in the text, the Reflection operator R_P about the plane P is defined by

$$R_P F(S(x_1); \dots; S(x_n)) = F(S(R_P x_1); \dots; S(R_P x_n)) \quad (86)$$

where x_i denotes the planar location of site i .

Lemma: The thermal average

$$\langle O R_P O \rangle = 0 \quad (87)$$

for all operators O . (In other words, such thermal averages behave like inner products in a "positive" sense.)

Proof: Let us write the thermal expectation value long-hand

$$\langle O R_P O \rangle = Z^{-1} \int \prod_i X_i \prod_j X_j \prod_k X_k O R_P O \exp[-\beta(B + R_P B)]; \quad (88)$$

$fS_{1g2P} + fS_{1g2P} + fS_{1g2P}$

where the partition function $Z > 0$. Thus the sign of the thermal average is determined by the sign of the multiple sum which, by symmetry, may be folded back onto one

half plane to become a sum of squares when $f_0 g$ is a local operator defined on P_+ or on P_- .

Let $F = \exp[-B]$ be an operator on P_- . Let us explicitly segregate the spin arguments in P_+ which correspond to spins lying on P_- (which we shall denote by $fS(\mathbf{x}_j)g$) and those that lie in P_+ (labeled by $fS(\mathbf{x}_i)g$). The reader will note (Eqn.(86)) that $R_P F$ on P_- is identical to F on P_+ . Consequently, Eqn.(88) reads

$$\frac{1}{Z} \sum_{fS_j g 2 P_-} \sum_{fS_i g 2 P_+} \langle F(fS(\mathbf{x}_i) 2 P_+); fS(\mathbf{x}_j) 2 P_-) \rangle = 0: \quad (89)$$

Q.E.D.

To make the analogy more transparent, we will momentarily denote

$$\langle R_P O_i | R_P D_i \rangle = 0: \quad (90)$$

As in the usual case, if

$$D_i = \frac{1}{h} \sum_j \frac{B_{ij} D_j}{B_{ji}} A_i \quad (91)$$

then, by insertion into Eqn.(90), a Schwarz inequality

$$\langle R_P B_i^2 | R_P A_i | R_P B_i \rangle \quad (92)$$

is obtained [29].

If we set $O = A$ in Eqn.(90) (or equivalently take B to be uniformly $B = 1$ in Eqn.(92)) then we immediately obtain [30]

$$\langle A_i^2 | R_P A_i \rangle \quad (93)$$

We remark that this general inequality immediately implies that opposite topological charges always bind [31]—a similar yet weaker version of the relations derived in [32].

We may repeat the last step n times in a row to get

$$\langle A_i^{2^n} | R_{P_1} A (R_{P_2} A (\dots R_{P_n} A) \dots) \rangle: \quad (94)$$

If we set the size of the system to be $N = 2^n$ then the last inequality would imply that

$$\langle \text{local } A_i | R_{\text{reflected } A_i}^{(W=N)} \rangle \quad (95)$$

where local A denotes the local function A and Reflected A denotes the function A generated by consecutive reflections of A in different planes, until it covers the entire lattice. We have more cautiously inserted a constant W au lieu of 1. The functions A that were of interest to us were local test functions that were equal to one if a specific local conformation was found and were zero otherwise. In this manner the probability of finding certain necessarily "bad" conformations, lying on the interface between the two ground state domains, may be

bounded. Here the thermal average $\langle A_i \rangle$ is the probability that such a "bad" conformation would be found.

$$\langle R_{\text{reflected } A_i} \rangle = \frac{Z_{\text{Reflected } A}}{Z} \quad (96)$$

where $Z_{\text{Reflected } A}$ is the sum of all Boltzmann weights corresponding to the Reflected A conformation which spans the entire lattice, and Z is, as usual, the sum of all Boltzmann weights—the partition function. Equations (95) and (96) enable us to bound the probabilities of certain conformations.

We will now fortify and extend these relations to reach the more sophisticated inequality (Eqn.(100)) employed in our proof.

Suppose that A_1 denotes the observation of a certain local conformation about point \mathbf{x}_1 while A_2 denotes the test function for another conformation being seen at \mathbf{x}_2 . By the Schwarz inequality (Eqn.(92))

$$\langle A_1 A_2 \rangle^2 = \langle A_1 R_P \bar{A}_2 \rangle^2 \leq \langle A_1 R_P A_1 \rangle \langle A_2 R_P A_2 \rangle; \quad (97)$$

where $\bar{A} = R_P A$. We may now repeatedly apply Eqn.(93) (as was done in Eqn.(94)) to the right hand side of Eqn.(97) to get

$$\langle A_1 A_2 \rangle \leq \frac{\langle R_{\text{reflected } A_1} \rangle^{(W=N)}}{\langle R_{\text{reflected } A_2} \rangle^{(W=N)}}; \quad (98)$$

which may be followed by an insertion of the identity in Eqn.(96).

For the correlation function of three local conformation test functions we may note that

$$\langle A_1 A_2 A_3 \rangle^3 = \langle (A_1 A_2) R_P \bar{A}_3 \rangle \langle (A_1 A_3) R_P \bar{A}_2 \rangle \langle (A_2 A_3) R_P \bar{A}_1 \rangle; \quad (99)$$

i.e. a product of terms of the form $\langle R_P B_i \rangle$. We may consequently apply the Schwarz inequality, as was done in Eqn.(97), and then invoke Eqn.(96) to get a simple extension of Eqn.(98).

Thus, as the reader can see, for the n -th order correlator we have

$$\langle \prod_{i=1}^n A_i \rangle \leq \prod_{i=1}^n \frac{\langle Z_{\text{Reflected } A_i} \rangle^{i_{W=N}}}{Z}; \quad (100)$$

Eqs.(100) are the central result of this Appendix. Through these standard relations (the chessboard estimates), local correlations (appearing on the left-hand side) may be efficiently bounded in terms of global events (which form the right-hand side).

In a two dimensional nearest neighbor Ising system the probability of having a certain specific contour of length ℓ separating an island of $-$ ($N_{G_1}^{(0)}$) spins in a sea of $+$ spins (or vice versa) is bounded by $\exp[-2J\ell]$ when the exchange constant units are restored. Here we repeat a variant of the standard Peierls argument for the benefit of our readers.

Let us assume that there are $+$ conditions at infinity. We may evaluate the probability that the lattice site $x = 0$ is occupied by a $-$ spin. To have a minus spin at the origin there must be at least one contour encircling the site 0.

$$\text{Prob}(S(x=0) = -1) = \sum_{\text{enc. } \ell} \text{Prob}(\ell) \quad (101)$$

The probability of a given specific contour of length ℓ :

$$\text{Prob}(\ell) = \frac{Z_{\ell}}{Z} < \frac{Z_{\ell}}{Z_{\text{ipped}}} = \exp[-2J\ell]; \quad (102)$$

where Z_{ipped} is the sum of Boltzmann weights over all spin configurations in which the contour is ipped: All of the spins inside are ipped with all other spins in the system are untouched. The energy of each individual configuration summed upon in Z_{ℓ} is exactly $2J\ell$ higher than that configuration in which ℓ is ipped—whence the second equality in Eqn.(102) follows. A moment's reflection reveals that Z_{ipped} only contains a subset of all the terms which are present in Z and consequently $Z_{\text{ipped}} < Z$ implying the inequality in Eqn.(102).

Eqn.(101) now implies that

$$\text{Prob}(S(x=0) = -1) < \sum_{\ell=4,6,\dots} n(\ell) \exp[-2J\ell]; \quad (103)$$

We now bound the number $n(\ell)$ of contours of specified length ℓ . This number is bounded from above by the number of unrestricted random walks of length ℓ . If given a unique starting point, the number of non-backtracking random walks of length ℓ on the square lattice is bounded by $4 \cdot 3^{\ell-1}$. The number of possible starting points for a random walk enclosing the origin ($x = 0$) is strongly bounded by the area enclosed by the contour. For a given contour length ℓ this maximum area is $(\ell/4)^2$, corresponding to a square of side $(\ell/4)$. Bounding this maximum area by $(3\ell/4)$ provides a very generous overestimate.

Fusing all of the bounds together:

$$\text{Prob}(S(x=0) = -1) = \frac{N_{G_1}^{(0)}}{N} < \sum_{\ell=4,6,\dots} 3^{\ell} \exp[-2J\ell]; \quad (104)$$

a Peierls bound.

The last sum can be made smaller than $1/2$ (indicating symmetry breaking) for sufficiently large (low temperatures).

The proofs presented for the XY models (subsection (VIB)) rest on the same logic with the small twist that the contour inversion probability bounds (Eqn.(102)) are replaced by the Reflection Positivity inequality given in Eqn.(100).

ACKNOWLEDGMENTS

The author gratefully acknowledges many useful discussions with Assa Auerbach, Lincoln Chayes, and Jan Zaanen.

This research was supported by the Foundation of Fundamental Research on Matter (FOM), which is sponsored by the Netherlands Organization of Pure research (NWO).

-
- [1] J. M. Kosterlitz and D. Thouless, J. Phys. C 6, 1181 (1973)
 - [2] V. J. Berezinsky, Ph.D. Thesis, Sov. Phys.-JETP 32, 493 (1971); Sov. Phys. JETP 34, 610 (1972)
 - [3] N. D. Mermin and H. Wagner, Phys. Rev. Lett. 17, 1133 (1966)
 - [4] S. Coleman, Comm. Math. Phys. 31, 259 (1973)
 - [5] Z. Nussinov, cond-mat/0105253
 - [6] In a continuous quantum system, the amplitude of the wavefunction $\psi(x)$ vanishes at all singular points (e.g. vortices) to effectively excise these points so that a wave function may be globally defined. In the up and coming we shall, for the most part, consider an effective underlying lattice on which the modulus of the wave function is constant; the plaquette "vortices" fall in between the lattice sites. There are no true singularities for such lattice systems.
 - [7] Y. Aharonov and D. Bohm, Phys. Rev. 115, 485 (1959)
 - [8] T. Senthil and M. P. A. Fisher, cond-mat/9910224
 - [9] Note that previously we had $2N \sum f_{ij} g$ (in a system with periodic b.c.) As noted earlier, in a system with open boundary conditions there are $(2L^2 + 2L)$ bond angles $f_{ij} g$. Subtracting from this quantity the total number of constraints (of net circulation about each plaquette), $N = L^2$, we are left with $[(L+1)^2 - 1]$ degrees of freedom. The latter quantity can be interpreted as the total number of spins minus one global rotation. The spectrum (Eqn.(1)) is a continuous function of these.
 - [10] In varying $f \rightarrow f + \delta f$, an extensive number $O(L^2)$ of link variables $f_{ij} g$ are altered. More formally, for each of the N link variables A_{ij} , the continuity of $E_{\text{ground}}(f_{ij} g)$ implies that for a given individual bond h_{ij}

$$\sum_{ij} \mathcal{F}_{ij} A_{ij}^0 j <_{ij} = 0 \quad (105)$$

We may now tackle the multi-bond problem by employing

$$\sum_j \mathcal{F}_{ij} j = a_j \quad (106)$$

This implies that

$$\sum_{ij} \mathcal{F}_{ij} A_{ij}^0 j <_{ij} = 0 \quad (107)$$

where the sum now spans all bonds h_{ij} .

- [11] A. Vallat and H. Beck, Phys. Rev. Lett. 68, 3096 (1992)
- [12] For a system with periodic boundary conditions, there are $N = L^2$ circulation constraints of the form in Eqn.(6) and $2L^2$ gauge variables $f_{A_{ij}g}$. This leaves us with N independent gauge variables $f_{A_{ij}g}$. Now imagine fixing N arbitrary $f_{A_{ij}g}$ such that no three variables are common to the same plaquette. After such a gauge fixing procedure, the remaining N dependent gauge link variables are fixed by the circulation sums of Eqn.(6). Now consider shifting the flux threading each plaquette

$$f \rightarrow f + n; \quad (108)$$

or, equivalently, the frustration

$$f \rightarrow f + 2n; \quad (109)$$

with an integer n . This amounts, in a given gauge, to changing the N dependent gauge link variables by an integer multiple of 2 . By the periodicity of the cosine interaction, the spectrum will, once again, remain trivially invariant.

- [13] The following is standard. The kinetic energy

$$E_{kin} = \frac{1}{2} \int d^3x (\mathbf{x})^2 v^2(\mathbf{x}) \quad (110)$$

can be re-expressed using Ampere's law $\nabla \times \mathbf{H} = \frac{4\pi}{c} \mathbf{j}$ as

$$E_{kin} = \frac{1}{8} \int d^3x \frac{m^2 c^2}{4\pi e^2} (\nabla \times \mathbf{H})^2 \quad (111)$$

Thus the net energy (kinetic + field) for a vortex line of length L may be written as

$$E = \frac{L}{8} \int d^2x [H^2(\mathbf{x}) + \frac{1}{L} (r \times H)^2] \quad (112)$$

where $\frac{1}{L} = m^2 c^2 / (4\pi e^2)$ marks the ratio between the kinetic energy and the magnetic energy. The resulting variational equation for the the field configuration reads

$$H + \frac{1}{L} r \times (r \times H) = 0 \quad (113)$$

A vortex can be described by adding a source term to the London equation

$$H + \frac{1}{L} r \times (r \times H) = g^2 \delta^2(\mathbf{x}) \quad (114)$$

where q_0 is the flux of the vortex. In cylindrical coordinates

$$H_z = \frac{1}{r} \frac{d}{dr} (r \frac{dH_z}{dr}) = q_0 \delta^2(\mathbf{x}); \quad (115)$$

The left hand side is a special case of Bessel's equation and the solution having the required singular behavior near the origin is

$$H_z = \frac{q_0}{2} K_0\left(\frac{r}{L}\right) \quad (116)$$

If there are two vortices then on the left hand side of the London equation we should insert two source terms: $g^2 [\delta^2(\mathbf{x} - \mathbf{x}_1) + \delta^2(\mathbf{x} - \mathbf{x}_2)]$. The solution is simply a superposition of both previous solutions:

$$H_z = \frac{1}{2} \left[K_0\left(\frac{|\mathbf{x} - \mathbf{x}_1|}{L}\right) + K_0\left(\frac{|\mathbf{x} - \mathbf{x}_2|}{L}\right) \right]; \quad (117)$$

Inserting this in the expression for the energy,

$$\begin{aligned} \frac{E}{L} &= \int d^2x \left[\frac{1}{2} H^2 + \frac{1}{L} r \times H \right] + \int d^2x \left[\frac{1}{2} H^2 + \frac{1}{L} r \times H \right] \\ &= \frac{1}{8} \int d^2x \left[q_1^2 H^2\left(\frac{|\mathbf{x} - \mathbf{x}_1|}{L}\right)^2 + q_2^2 H^2\left(\frac{|\mathbf{x} - \mathbf{x}_2|}{L}\right)^2 \right. \\ &\quad \left. + 2 q_1 q_2 H\left(\frac{|\mathbf{x} - \mathbf{x}_1|}{L}\right) H\left(\frac{|\mathbf{x} - \mathbf{x}_2|}{L}\right) \right] \\ &= 2 \left(\frac{q_1 q_2}{(4\pi L)^2} \right) K_0\left(\frac{|\mathbf{x}_1 - \mathbf{x}_2|}{L}\right); \quad (118) \end{aligned}$$

Asymptotically,

$$K_0(x) \sim -\ln\left(\frac{x}{L}\right) \quad (x \rightarrow 0)$$

$$K_0(x) \sim \frac{1}{2x} \exp[-x] \quad (x \rightarrow \infty); \quad (119)$$

$K_0(x)$ is monotonically decreasing with x leading, at all distances, to an attractive force between opposite poles and to a repulsive force between like poles. The top (small x) form in Eqn.(119) is the one encountered in the paper. We can identify the length scale that appeared in the argument of the logarithm in our previous continuum limit treatment with the screening length L which tends to the system size $O(L)$ when no screening is present.

- [14] A. M. Polyakov "Gauge fields and Strings", Harwood Academic Publishers (1987).

- [15] We also note that at a complete extreme if the required electronic quantum mechanical wavefunction have a fixed amplitude $j(\mathbf{x}) = 1$ were relaxed then instead of a phase only model we would arrive, in the continuum limit (replacing the cosine by a covariant gradient $D = \partial - ie(c)A$), at the Quantum Hall problem. The Laughlin like wavefunction that we found in Eqn.(34) is to be expected. (z) was a function of a single spinless electronic coordinate in the background of topological charges incurred by the other (formally "frozen") electrons. (This is, of course, merely formal and not a valid physical procedure for the system of identical particles.) The charge q plays the role of the inverse filling fraction $^{-1}$.

If the amplitude of the wavefunction is allowed to vary (or equivalently if the phase ϕ_{ij} is allowed to become complex subject only a spherical (large n) constraint $\sum_{ij} \phi_{ij}^2 = 1$ then the problem becomes Gaussian. Alexander [34] has shown that in this approximation the system is described by the Harper equation investigated by Hofstadter [35].

- [16] C. Itzykson and J-M. Drouot "Statistical field theory", Cambridge University Press (1989)
 [17] J. P. Straley and G. M. Barnett, Phys. Rev. B 48, 3309 (1993)
 [18] T. C. Halley, Phys. Rev. Lett. 55, 1018 (1985)
 [19] As mentioned earlier, one way of describing a uniformly frustrated spin model is in terms of parallel transport on a sphere. Consider a three-spin $S(\mathbf{x})$ with the

$$H = \sum_{\mathbf{x}, \mathbf{y}} S(\mathbf{x}) \cdot S(\mathbf{y}) \quad (120)$$

where the \cdot operation denotes the scalar product between a spin $S(\mathbf{x})$ rolled on a sphere of radius $R = 1$ to a neighboring site \mathbf{y} and the spin $S(\mathbf{y})$ situated at \mathbf{y} . If the frustration is uniform then, in momentum space, a viable representation is

$$H = \frac{1}{2N} \sum_{\mathbf{k}} S_i(\mathbf{k}) v_{ij}(\mathbf{k}) S_j(-\mathbf{k}) \quad (121)$$

where

$$v_{ij}(\mathbf{k}) = \begin{pmatrix} A & 0 & D \\ 0 & B & E \\ D & E & C \end{pmatrix} !$$

with

$$\begin{aligned} A &= \cos \cos k_1 + \cos k_2 \\ B &= \cos k_1 + \cos k_2 \cos X^2 \\ C &= \cos \cos k_1 \\ D &= i \sin \sin k_1 \\ E &= i \sin \sin k_2 : \end{aligned} \quad (122)$$

Locally, within the tangential spin coordinate system of the sphere, the spin has two components.

- [20] S. E. Korshunov, cond-mat/0106151
 [21] See for example F. C. Zhang, Phys. Rev. Lett. 64, 976 (1990) and references within.
 [22] P. Olsson, Phys. Rev. Lett. 75, 2758 (1995)
 [23] D. R. Nelson and J. M. Kosterlitz, Phys. Rev. Lett. 39, 1201 (1977)
 [24] P. A. Lebowitz and G. Lasher, Phys. Rev. A 6, 426 (1972)
 [25] P. E. Lammert, D. S. Rokhsar, and J. Toner, Phys. Rev. E 52, 1778 (1995); cond-mat/9501101
 [26] J. Frohlich, R. Israel, E. H. Lieb, and B. Simon, Communications in Mathematical Physics 62, 1 (1978); Journal of Statistical Physics 22, 297 (1980)
 [27] J. Glimm, A. Jaffe, T. Spencer, Communications in Mathematical Physics 45, 203 (1975)
 [28] Further, as the magnetic flux Φ piercing a type II superconductor increases, the superconducting T_c (associated with phase ordering) monotonically decreases. By a naive analogy one might expect the phase "ordering" temperature $T_K T(\Phi)$ to drop monotonically for small Φ .

[29] The analogue of the standard

$$hA \beta i = hB \beta i \quad (123)$$

is

$$hA R_p B i = hB R_p A i \quad (124)$$

which may be proven by a change of variables $fS(\mathbf{x})g \rightarrow fS(R_p \mathbf{x})g$ in the thermal averaging summation.

[30] This forms an easy analogue of the Gibbs inequality.

As a simple example, we note that when A is taken to be the local spin $S(\mathbf{x})$, and the plane P is chosen to be the perpendicular bisector of the line connecting \mathbf{x}_1 and \mathbf{x}_2 , eqn.(93) reads

$$hS(\mathbf{x}_1)S(\mathbf{x}_2)i - hS(\mathbf{x}_1)hS(\mathbf{x}_2)i \geq 0; \quad (125)$$

a Gibbs like inequality for a Reflection Positive system (au lieu of a general uniform sign exchange couplings $fJ_{ij}g$).

[31] The probability of having a vortex-antivortex pair is greater than or equal to having vortices separated by an infinite distance. The proof is trivial: Let A denotes the event of finding a vortex centered about point \mathbf{x} : $A = 1$ if a vortex is found at \mathbf{x} and is zero otherwise. In such a case $hA R_p A i$ denotes the probability of finding one vortex at \mathbf{x} and one antivortex at its mirror image $R_p \mathbf{x}$. The inequality derived in Appendix B (Eqn.(93))

$$hA R_p A i \geq hA i^2 \quad (126)$$

reads, upon letting A be the aforementioned test function,

$$\begin{aligned} &\text{Prob}(\text{vortex at } \mathbf{x} \text{ and antivortex at } R_p \mathbf{x}) \\ &= [\text{Prob}(\text{vortex at } \mathbf{x})]^2 : \end{aligned} \quad (127)$$

$[\ln hA R_p A i]$ is, diagrammatically, the free energy of the system with two additional external legs at \mathbf{x} and $R_p \mathbf{x}$ minus the free energy of the closed system sans any external topological charges.

The last set of inequalities implies that the free energy of a finite separation vortex-antivortex pair is lower than that at infinite distance.

This also applies to situations in which uniform boundary effects are considered- these might be reflected, with no effect, by R_p with P orthogonal to the boundary.

Note that this applies for any topological charges in all Reflection Positive theories.

- [32] Y. Aharonov, A. Casher, Sidney Coleman and S. Nussinov, Phys. Rev. D 46, 1877 (1992)
 [33] S. E. Korshunov, A. Vallat, and H. Beck Phys. Rev. B 51, 3071 (1995)
 [34] S. Alexander, Phys. Rev. B 27, 1541 (1983)
 [35] D. R. Hofstadter, Phys. Rev. B 14, 2239 (1976)
 [36] P. G. Harper, Proc. Phys. Soc. London, Sect. A 68, 874 (1955)
 [37] For infinitesimal E , a simple calculation reveals that the fraction of unfrustrated ($f = 0$) XY states having energies between the ground state energy E_{ground} and $E_{\text{ground}} + E$ relative to the net "phase space" volume $(2\pi)^N$ is trivially

$$\text{fraction} = \left(\frac{E}{2J}\right)^{N=2} \frac{1}{(N=2+1)}; \quad (128)$$

when dimensions are fully restored.