

# Optical phonons of superconducting infinite-layer compounds

$\text{Sr}_{0.9}\text{Ln}_{0.1}\text{CuO}_2$  ( $\text{Ln} = \text{La, Gd, Sm}$ )

Mi-Ock Mun, Young Sup Roh, Kibum Kim, and Jae Hoon Kim

*Institute of Physics and Applied Physics and Department of Physics*

*Yonsei University, Seoul 120-749 Korea*

C. U. Jung, J. Y. Kim, Min-Seok Park, Heon-Jung Kim, and Sung-Ik Lee

*National Creative Research Initiative Center for Superconductivity*

*Department of Physics*

*Pohang University of Science and Technology*

*Pohang 790-784 Korea*

## Abstract

We have identified the optical phonon modes of the superconducting infinite-layer compounds  $\text{Sr}_{0.9}\text{Ln}_{0.1}\text{CuO}_2$  ( $\text{Ln} = \text{La, Gd, Sm}$ ;  $T_c = 43$  K for all) from their infrared reflectivity spectra obtained with a Fourier-transform infrared spectrometer on high-quality high-purity samples synthesized under high pressure. The La- and the Gd-doped compounds exhibited only four ( $2A_{2u}+2E_u$ ) out of the five ( $2A_{2u}+3E_u$ ) infrared-active phonon modes predicted by a group theoretical analysis whereas the Sm-doped compound exhibited all five modes. We propose the atomic displacement pattern for each phonon mode based on reported lattice dynamics calculations and through comparison with the phonon modes of other single-layer high- $T_c$  cuprate superconductors.

PACS ; 74,74.25.-q,74.25.Gz,74.25.Kc

## I. INTRODUCTION

The superconducting infinite-layer cuprate  $\text{Sr}_{1-x}\text{Ln}_x\text{CuO}_2$  ( $\text{Ln} = \text{Lanthanide element}$ ), which consists solely of  $\text{CuO}_2$  planes separated by metal ions, embodies the essential and minimal structure underlying all high- $T_c$  cuprate superconductors. It provides us with a good opportunity to understand the mechanism of high- $T_c$  superconductivity by isolating the intrinsic properties of the  $\text{CuO}_2$  planes without complications arising from complex crystal structures. For this reason, since its discovery in 1988 [1, 2], much effort was made to measure and understand the basic physical properties of this compound [3, 4, 5, 6, 7, 8]. However, the difficulties in obtaining high-quality infinite-layer compounds so far, mostly due to impurities and/or multiphases, have made it hard to obtain reliable experimental data and to test currently available theoretical models. This is also the case with the infrared spectroscopic measurement, which is one of the basic probes of the electrons and phonons in solids. Previous reports by Burns *et al.* [9] and Tajima *et al.* [10] on  $\text{Ca}_{0.86}\text{Sr}_{0.14}\text{CuO}_2$ , a nonsuperconducting isostructural compound, and those by Zhou *et al.* [11] and Er *et al.* [12] on superconducting  $\text{Sr}_{0.9}\text{Ln}_{0.1}\text{CuO}_2$  contradict one another in their mode assignments for the infrared-active phonons while the lattice dynamics calculations by Agrawal [13] and Koval [14] do not completely agree with experiment.

In this paper, we report on our infrared reflectivity measurements on high-quality high-purity samples of the superconducting infinite-layer compounds  $\text{Sr}_{0.9}\text{Ln}_{0.1}\text{CuO}_2$  ( $\text{Ln} = \text{La, Gd, Sm}$ ;  $T_c = 43$  K for all) synthesized under high pressure and propose our mode assignments for the optical phonons.

## II. EXPERIMENTAL

Our samples of the superconducting infinite-layer compounds  $\text{Sr}_{0.9}\text{Ln}_{0.1}\text{CuO}_2$  ( $\text{Ln} = \text{La, Gd, Sm}$ ) were synthesized by a high-pressure synthesis method [15, 16, 17]. The zero-field-cooled measurement of the magnetic susceptibility clearly showed a sharp transition at  $T_c$  and indicated the Meissner fraction greater than 80 %. The  $T_c$ 's are 43 K for all the samples studied, where the transition temperature was determined by the criterion of 10 % onset of superconductivity in the low-field magnetization measurements.

Normal-incidence reflectivity measurements were carried out with a Fourier-transform

spectrometer (Bruker IFS 113v) in the spectral range of 40 - 5000  $\text{cm}^{-1}$  and with a grating spectrometer (Varian Cary 5G) from 4000 to 50000  $\text{cm}^{-1}$ .

### III. RESULTS AND DISCUSSION

The reflectivity spectra of the infinite-layer compounds  $\text{Sr}_{0.9}\text{Ln}_{0.1}\text{CuO}_2$  ( $\text{Ln} = \text{La}, \text{Gd}, \text{Sm}$ ) are shown in Fig. 1. At low frequencies, the reflectivity curves show typical metallic response of the free carriers and the infrared-active phonon modes appear as peaks in the 50 - 700  $\text{cm}^{-1}$  range. We calculated the optical conductivity via a Kramers-Kronig analysis to identify the transverse-optical phonon modes (Fig. 2). Our main objectives here are to determine the center frequencies of the optical phonon modes and to propose the atomic displacement patterns consistent with the available experimental and computational data.

A group theoretical analysis predicts five infrared-active optical phonons, two  $A_{2u}$  modes and three  $E_u$  modes, for the space group ( $P4/mmm$  ;  $D_{4h}^1$ ) relevant to the tetragonal structure of the infinite-layer compound. In  $\text{Sr}_{0.9}\text{La}_{0.1}\text{CuO}_2$ , only four modes were detected at 152, 275, 354, and 559  $\text{cm}^{-1}$ . The highest two modes at 354 and 559  $\text{cm}^{-1}$  were assigned to  $E_u$  modes in view of previous polarized measurements ( $\vec{E} \perp \mathbf{c}$ ) on  $\text{Ca}_{0.86}\text{Sr}_{0.14}\text{CuO}_2$  [10], which is a nonsuperconducting isostructural compound. The remaining  $E_u$  phonon is expected at about 230  $\text{cm}^{-1}$  but is not detected most probably due to screening by free carriers. The two lowest modes at 152 and 275  $\text{cm}^{-1}$  of  $\text{Sr}_{0.9}\text{La}_{0.1}\text{CuO}_2$  must then be  $A_{2u}$  modes. It is quite natural for the  $A_{2u}$  modes to dominate the reflectivity spectra of polycrystalline samples [18]. Our mode assignments agree with the lattice dynamics calculation on  $\text{Ca}_{0.86}\text{Sr}_{0.14}\text{CuO}_2$  by Koval *et al.* [14] at least in the symmetry of the modes although the actual frequencies and displacement patterns are not completely consistent.  $\text{Sr}_{0.9}\text{Gd}_{0.1}\text{CuO}_2$  shows similar phononic behavior with its second  $E_u$  mode more pronounced. As can be seen in Fig. 1 and Fig. 2, the  $\text{Sr}_{0.9}\text{Sm}_{0.1}\text{CuO}_2$  sample is of relatively poor quality, showing in lower and more smeared reflectivity compared to  $\text{Sr}_{0.9}\text{La}_{0.1}\text{CuO}_2$  and  $\text{Sr}_{0.9}\text{Gd}_{0.1}\text{CuO}_2$ . Nevertheless, all the five phonon modes were observed at 161, 208, 280, 355, and 561  $\text{cm}^{-1}$ , respectively. The lowest  $E_u$  mode, not detected in the La- and the Gd-doped compounds, now appears at 208  $\text{cm}^{-1}$ , which is consistent with the aforementioned polarized data on  $\text{Ca}_{0.86}\text{Sr}_{0.14}\text{CuO}_2$  ( $\vec{E} \perp \mathbf{c}$ ) [10].

Our assignment of the atomic vibration patterns for the infinite-layer compound (Fig. 3)

is based on the analogy with the case of  $n$ -type superconductors of the  $T'$  structure [19], which also contain single  $\text{CuO}_2$  planes without any apical oxygen. For  $\text{Sr}_{0.9}\text{La}_{0.1}\text{CuO}_2$ , the two  $E_u$  modes at  $354\text{ cm}^{-1}$  and  $559\text{ cm}^{-1}$  are assigned to the Cu-O bending and the Cu-O stretching motions in the  $ab$ -plane, respectively. These two planar vibrations are commonly observed in other cuprates at similar eigenfrequencies because they are associated with the  $\text{CuO}_2$  plane itself and hence are not largely affected by the nature of the insulating or charge-reservoir blocks. The remaining  $E_u$  mode, which is detected only in the Sm-doped compound, is most likely to arise from the out-of-phase motion of Sr/ $Ln$  metal ion sheets against  $\text{CuO}_2$  planes in the planar direction (the external mode). The lowest  $A_{2u}$  mode is assigned to the out-of-phase vibration of metallic Sr/ $Ln$  ions against Cu ions along the  $c$  axis. This mode shifts more or less with  $Ln$  replacement. The second  $A_{2u}$  mode at  $275\text{ cm}^{-1}$  for  $\text{Sr}_{0.9}\text{La}_{0.1}\text{CuO}_2$  is assigned to the dimpling motion of oxygen and copper ions along the  $c$  axis without involving the motion of heavy metallic ions, which is consistent with the robustness of this mode against ion substitution. In Table I, we summarized our assignment of the phonon modes.

#### IV. CONCLUSION

The five optical phonons,  $2A_{2u} + 3E_u$ , of the high-purity high-quality superconducting infinite-layer compounds  $\text{Sr}_{0.9}\text{Ln}_{0.1}\text{CuO}_2$  were identified and assigned on the basis of a group theoretical analysis, reported lattice dynamics calculations and comparison with other single-layer cuprate materials.

#### Acknowledgments

MOM was supported by Basic Research Program for the Women Scientists of the Korea Science & Engineering Foundation for this work. JHK was supported by BK21 Project of Ministry of Education. SIL was supported by the Creative Initiative Research Program of the Ministry of Science and Technology of Korea and KOSEF (Contract Number 95-0702-

- 
- [1] T. Siegrist, S.M. Zahurak, D.W. Murphy, and R.S. Roth, *Nature* **334**, 231 (1988).
  - [2] M.G. Smith, A. Manthiram, J. Zhou, J.B. Goodenough, and J.T. Markert, *Nature* **351**, 549 (1991).
  - [3] Y.Y. Wang, H. Zhang, V.P. Dravid, P.D. Han, and D.A. Payne, *Phys. Rev. B* **48**, 9810 (1993).
  - [4] D.P. Norton, B.C. Chakoumakos, E.C. Jones, D.K. Christen, and D.H. Lowndes, *Physica C* **217**, 146 (1993).
  - [5] N. Ikeda, Z. Hiroi, M. Azuma, M. Takano, Y. Bando, and Y. Takeda, *Physica C* **210**, 367 (1993).
  - [6] E.C. Jones, D.P. Norton, D.K. Christen, and D. H. Lowndes, *Phys. Rev. Lett.* **73**, 166 (1994).
  - [7] R. Feenstra, T. Matsumoto, and T. Kawai, *Physica C* **282-287**, 105 (1997).
  - [8] T. Matsumoto and T. Kawai, *Appl. Phys. A* **68**, 687 (1999).
  - [9] G. Burns, M.K. Crawford, F.H. Dacol, E.M. McCarron III, and T.M. Shaw, *Phys. Rev. B* **40**, 6717 (1989).
  - [10] S. Tajima, T. Ido, S. Ishibashi, T. Itoh, H. Eisaki, Y. Mizuo, T. Arima, H. Takagi, and S. Uchida, *Phys. Rev. B* **43**, 10496 (1991).
  - [11] X. Zhou, M. Cardona, W. König, J. Zegenhagen, and Z. X. Zhao, *Physica C* **282-287**, 1011 (1997).
  - [12] G. Er, S. Kikkawa, M. Takahashi, F. Kanamaru, M. Hangyo, K. Kisoda, and S. Nakashima, *Physica C* **290**, 1 (1997).
  - [13] B.K. Agrawal and S. Agrawal, *Phys. Rev. B* **48**, 6451 (1993).
  - [14] S. Koval and R. Migoni, *Physica C* **257**, 255 (1996).
  - [15] C.U. Jung, J.Y. Kim, Mun-Seog Kim, S.Y. Lee, Sung-Ik Lee, and D.H. Ha, *Current Applied Physics*, accepted 2001.
  - [16] C.U. Jung, J.Y. Kim, S.M. Lee, Mun-Seog Kim, Yushu Yao, S.Y. Lee, Sung-Ik Lee, and D.H. Ha, accepted by *Physica C* (2001).
  - [17] C.U. Jung *et al.*, unpublished.
  - [18] J. Hemlicek, J. Kircher, H.-U. Harbermeier, M. Cardona, and A. Roseler, *Physica C* **190**, 383 (1992).

- [19] E.T. Heyen, G. Kliche, W. Kress, W. Konig, M. Cardona, E. Rampf, J. Prade, U. Schroder, A.D. Kulkarni, F.W. de Wette, S. Pinol, D. McK. Paul, E. Moran, and M.A. Alario-Franco, *Solid State Commun.* **74**, 1299 (1990).

TABLE I: The phonon frequencies and the proposed atomic vibration pattern of the superconducting infinite-layer compound  $\text{Sr}_{0.9}\text{Ln}_{0.1}\text{CuO}_2$  .

Mode	Frequency ( $\text{cm}^{-1}$ )			Atomic Vibration Pattern
	La	Gd	Sm	
$A_{2u}(1)$	152	148	161	out-of-phase vibration of heavy ion against Cu along $c$ axis
$E_u(1)$	-	-	208	in-plane external motion ( $\text{CuO}_2$ plane against Sr/Ln sheet)
$A_{2u}(2)$	275	275	280	Cu-O dimpling motion along $c$ axis
$E_u(2)$	354	353	355	in-plane Cu-O bending mode
$E_u(3)$	559	562	561	in-plane Cu-O stretching mode

FIG. 1: The reflectivity of  $\text{Sr}_{0.9}\text{Ln}_{0.1}\text{CuO}_2$  measured at normal-incidence : solid line for  $\text{Sr}_{0.9}\text{La}_{0.1}\text{CuO}_2$ , dash-dot line for  $\text{Sr}_{0.9}\text{Gd}_{0.1}\text{CuO}_2$ , and dashed line for  $\text{Sr}_{0.9}\text{Sm}_{0.1}\text{CuO}_2$ .

FIG. 2: The real part of the optical conductivity of  $\text{Sr}_{0.9}\text{Ln}_{0.1}\text{CuO}_2$  obtained by a Kramers-Kronig analysis : solid line for  $\text{Sr}_{0.9}\text{La}_{0.1}\text{CuO}_2$ , dash-dot line for  $\text{Sr}_{0.9}\text{Gd}_{0.1}\text{CuO}_2$ , and dashed line for  $\text{Sr}_{0.9}\text{Sm}_{0.1}\text{CuO}_2$ .

FIG. 3: The atomic vibration patterns of  $\text{Sr}_{0.9}\text{Ln}_{0.1}\text{CuO}_2$  with the tetragonal structure of  $\text{P4/mmm}(\text{D}_{4h}^1)$  : black circle for Cu, white circle for O, and gray circle for Sr/Ln.



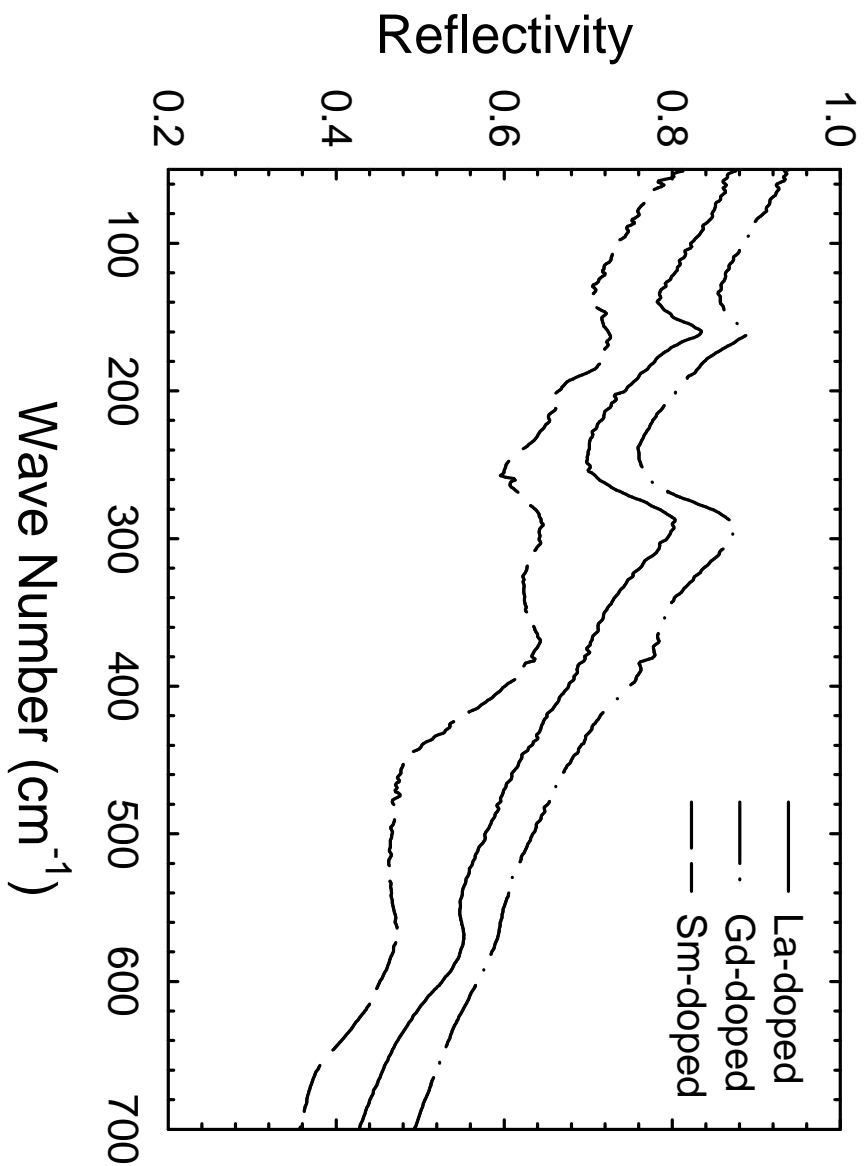


Fig.1  
"Optical phonons of superconducting infinite-layer compounds ..." by M.O. Mun et al.  
submitted to Phys. Rev. B

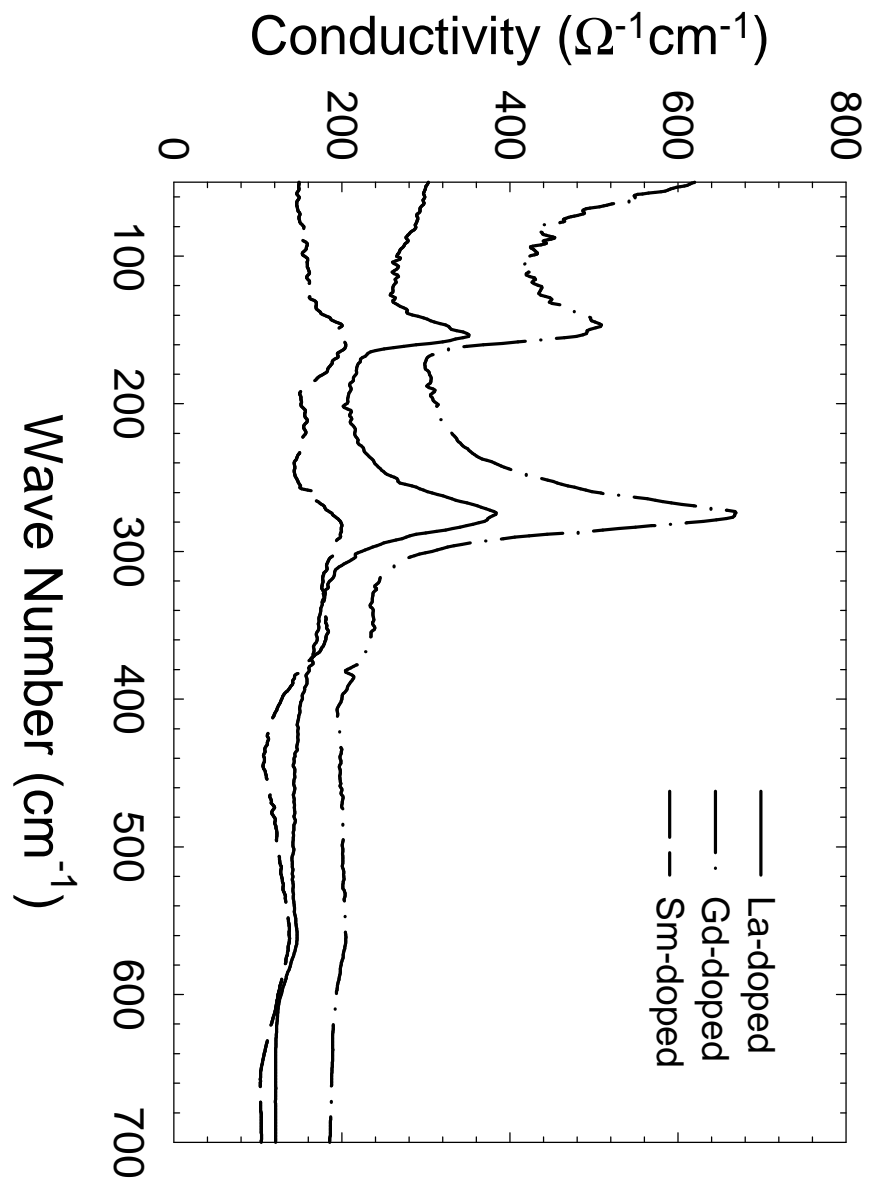


Fig.2

"Optical phonons of superconducting infinite-layer compounds ..." by M.O. Mun et al.  
submitted to Phys. Rev. B

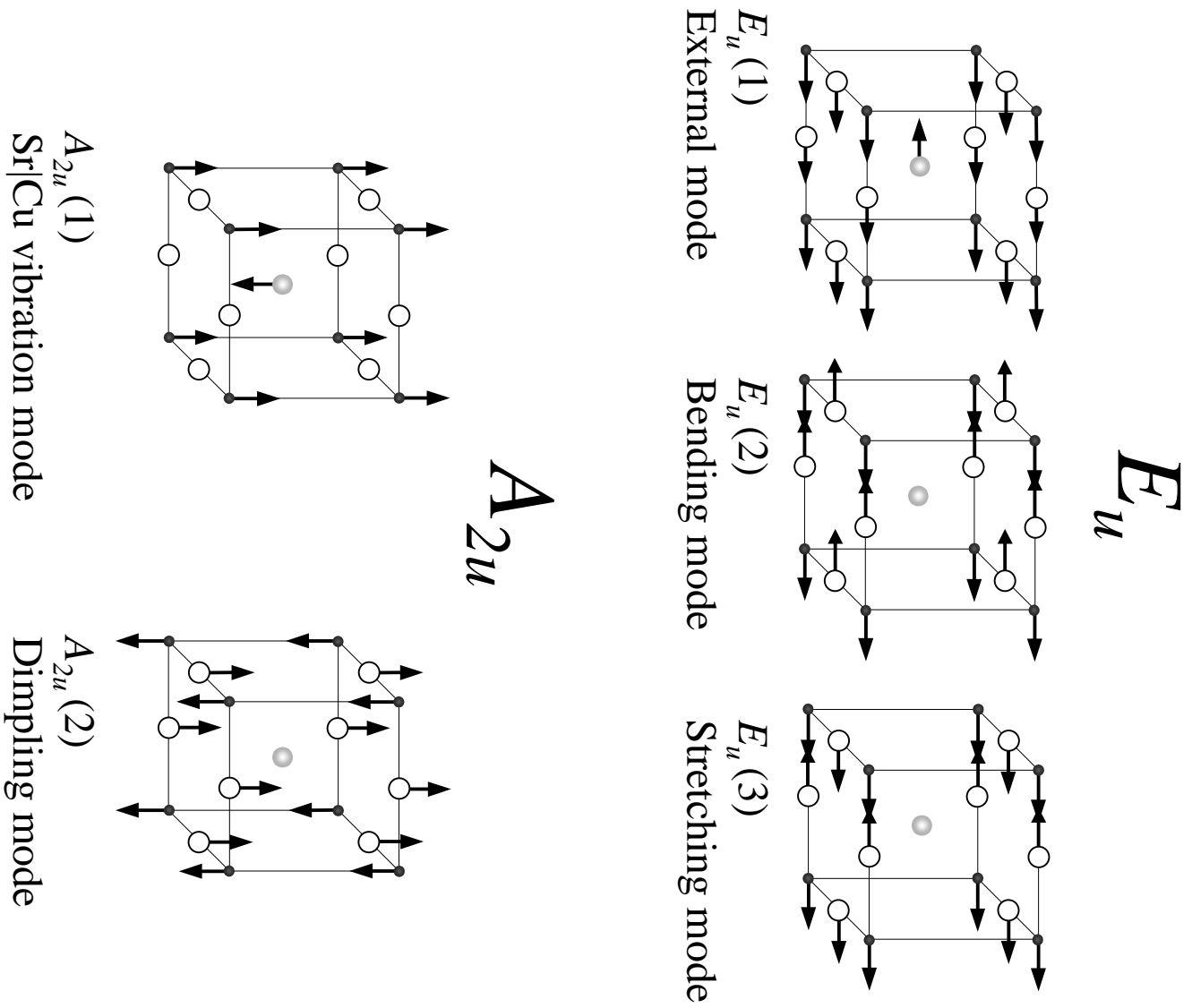


Fig.3

“Optical phonons of superconducting infinite-layer compounds... “ by M.O.Mun et al.  
submitted to Phys. Rev.B