

# Anomalous Superconducting Properties and Field Induced Magnetism in CeCoIn<sub>5</sub>

T. P. Murphy, Donovan Hall, E. C. Palm, S. W. Tozer, C. Petrovic<sup>†</sup>, Z. Fisk  
*National High Magnetic Field Laboratory, Florida State University, Tallahassee, FL 32310*

R. G. Goodrich

*Department of Physics and Astronomy, Louisiana State University, Baton Rouge, LA 70803-4001*

P. G. Pagliuso, J. L. Sarrao, J. D. Thompson

*Los Alamos National Laboratory, Los Alamos, NM 87545*

(December 2, 2024)

In the heavy fermion superconductor CeCoIn<sub>5</sub> ( $T_c=2.3\text{K}$ )  $H_{c2}$  is anisotropic and shows a first order phase transition as expected in Pauli limiting. The magnitude of the anisotropy,  $\Delta H_{c2}$ , in the a-c plane is 7 tesla, and depends on orientation: (001)-(100) rotations suggest 2D superconductivity, while the (001)-(110) evolution points to 3D superconductivity. Also two distinct magnetic phases are observed.  $H_a$  appears deep in the superconducting phase, suggestive of an FFLO state, while  $H_b$  exists above  $H_{c2}$  and at temperatures above  $T_c$  as a sharp transition in the normal-state magnetization.

The interaction of magnetism and superconductivity is a significant and long standing problem in condensed matter physics. Usually the presence of magnetic order in a material works to undermine superconductivity, but in a class of strongly-correlated electron materials, the heavy fermion superconductors, superconductivity and magnetism can coexist without deleterious consequences to the superconducting state. These systems provide an opportunity to explore the interaction of magnetic and superconducting order parameters as a function of control parameter (e.g., chemical substitution and/or applied pressure). The superconducting state of these materials can be equally intriguing. The combination of large initial  $dH_{c2}/dT$  slopes and long mean free paths, which occur frequently in heavy fermion superconductors because of their low Fermi velocities, allows for the observation of critical fields beyond the Pauli limit and, perhaps, inhomogeneous pairing states [1,2].

Recently the heavy fermion compound CeCoIn<sub>5</sub> was reported to be superconducting at 2.3 K, the highest  $T_c$  yet observed for a heavy fermion superconductor [3]. Evidence exists that the superconductivity in this material is unconventional and magnetically mediated [4]. Because crystallographic anisotropy might play an important role in the properties of this tetragonal material [3] and de Haas-van Alphen measurements reveal a two-dimensional character of the Fermi surface [5], a thorough investigation of the anisotropic critical field-temperature phase diagram was undertaken and is reported in this Letter. We observe not only an  $H_{c2}$  that varies as a function of angle in both the [100] and [110] planes but also the existence of field-induced magnetic phases in both the normal and superconducting states of CeCoIn<sub>5</sub>.

CeCoIn<sub>5</sub> forms in the tetragonal HoCoGa<sub>5</sub> crystal structure with lattice constants  $a=4.62\text{\AA}$  and  $c=7.56\text{\AA}$  [3,6]. The crystal structure consists of alternating layers

of CeIn<sub>3</sub> and CoIn<sub>2</sub>. The crystallographic axes of the flux-grown single crystals used in our experiments were determined using a x-ray Laue camera. The (001) axis was parallel to the shortest dimension of the crystal and the (110) and ( $1\bar{1}0$ ) axis were parallel to the natural edges of the nominally square crystals. Three different crystals were measured with good agreement between the measured  $H_{c2}$  values.

Measurements of the superconducting-normal phase boundary and the magnetization of CeCoIn<sub>5</sub> were made using electrical transport, AC susceptibility and cantilever magnetometry measurements as a function of magnetic field (0-20T) and temperature (0.020-25K). The experiments were conducted using a rotating sample stage [7] operating in a top loading dilution refrigerator and in a cryostat operating from 0.5 K to 25 K.

The earliest use of a capacitive torque-cantilever was reported by Brooks et al. [8] Since then, this method has become a standard technique for measuring Landau quantum oscillations and critical points in high magnetic fields. The capacitive torque-cantilever used in these measurements was made from a 7.62  $\mu\text{m}$  thick BeCu 172 “T” shaped foil. The dimensions of the “T” were approximately 8 mm on a side with the sample mounted on the top of the “T” using GE varnish. The gap between the cantilever and the parallel fixed reference electrode was approximately 800  $\mu\text{m}$ . In the presence of a dc magnetic field the interaction of the magnetic moment of the sample with the field results in a torque,  $\vec{\tau} = (\vec{M} \times \vec{B})$ , and the measured torque is always perpendicular to the applied field plus the sample magnetization. This torque deflects the “T” shaped beam and changes the capacitance between cantilever and the fixed reference plate. A GR1616 capacitance bridge coupled with a PAR 124A lock-in amplifier were used to monitor the changes in capacitance.

The inset to Fig. 1 shows a signal proportional to  $\vec{M}$  plotted against the applied field for both increasing and decreasing fields. The two traces are for the field applied along the (100) and (001) crystal axes at  $T = 20$  mK. Since the data were obtained using a torque cantilever the signal proportional to the magnetization is given by the measured capacitance voltage divided by the applied field at each point. The narrow superconducting-normal transition,  $\Delta H_{c2} < 10$  Oe, is clearly seen in the  $\vec{H} \parallel (100)$  trace, and a somewhat broader transition is seen in the  $\vec{H} \parallel (001)$  trace. These traces are typical of the data used to construct the phase diagrams reported below. At  $T=20$  mK for  $\vec{H} \parallel$  to the (001) direction  $H_{c2} = 5.05$  tesla and for  $\vec{H} \parallel$  to the (100) direction  $H_{c2} = 11.9$  tesla. For a  $T_c$  of 2.3 K, both of these values are quite large: a simple estimate of the Clogston limit gives  $H_c(\text{tesla}) = (1.86 \text{ tesla/K})T_c = 4.3$  tesla [9]. The ratio of  $H_{c2}(100)/H_{c2}(001)$  is approximately equal to the ratio of the normal-state susceptibility at  $T_c$   $\chi(001)/\chi(100)$  [3], suggesting spin and not orbital effects produce this anisotropy. Two additional features are apparent in the inset data of Fig. 1: magnetic-field hysteresis is observed in  $H_{c2}$  when field is applied along the (100) axis (in the CeIn<sub>3</sub> plane) and is not observed when H is applied along the (001) (out of plane) direction. The second additional feature is observed in the trace for field along (001) at  $H_a=2.8$  tesla as a broad peak in the magnetization.

The angular dependence of  $H_{c2}$  at 20 mK deduced from a series of field sweeps is shown in Fig.1. The evolution of  $H_{c2}$  for rotation of  $\vec{H}$  from the (001) into the (110) direction is well described by the anisotropic effective mass model [12], taking  $H_{c2}(\theta)$  as the up-sweep value:

$$H_{c2}(\theta) = H_{c2}(0)/[\cos^2(\theta) + a\sin^2(\theta)]^{1/2} \quad (1)$$

where  $\theta$  is the angle of the applied field out of the plane and  $a$ , the ratio of  $m^*(\theta = 0)/m^*(\theta = 90)$ , is found to be 6.1, confirming the existence of the significant electronic anisotropy in CeCoIn<sub>5</sub> as found in de Haas van Alphen measurements [5].

Rotating  $\vec{H}$  from (001) into (100) results in a substantially different angular dependence, which is much more cusp-like than Eq. 1 would predict. In this case, the data are well described by Tinkham's equation for  $H_{c2}$  as a function of angle in thin film superconductors [10]:

$$|H_{c2}(\theta)\sin(\theta)/H_{c2\perp}| + [H_{c2}(\theta)\cos(\theta)/H_{c2\parallel}]^2 = 1. \quad (2)$$

We point out that both sets of data in Fig. 1 were obtained using the same single crystal, so neither sample-to-sample variation nor demagnetization corrections could explain the different angular variations in  $H_{c2}$ . We also note that  $H_{c2}(100)=12$  tesla while  $H_{c2}(110)=11.8$  tesla which implies the existence of an in-plane anisotropy in  $H_{c2}$  [11]. Thus, from Fig.1 we see that there are two characteristic field dependencies in CeCoIn<sub>5</sub> which depend on the orientation of the crystal in the magnetic field.

The hysteresis between increasing and decreasing field sweeps is also a strong function of crystallographic direction (Fig. 1). The hysteresis in  $H_{c2}$  as the field is rotated towards the (100) direction increases and has a maximum value of 2.5 tesla for  $\vec{H}$  applied along (100). The value for  $H_{c2}$  acquired on the down-sweep has been corrected to account for the internal magnetization,  $\vec{M}$ , in the sample which contributes to the total magnetic field,  $\vec{B}$  according to the relation:  $\vec{B} = \vec{H} \pm 4\pi\vec{M}$ . Using this relation we corrected an offset in  $H_{c2}(\text{down-sweep})$  around (100) that was the result of moving from a magnetic normal state into a superconducting one. Assuming that the contribution of  $\vec{M}$  was symmetric around (100) one can estimate the maximum contribution of  $\vec{M}$  to  $\vec{B}$  to be  $4\pi\vec{M}=1.5$  tesla along (100). The hysteresis as a function of angle for the (110) rotation was much less dramatic and is shown in Fig. 1 as well. The difference between the up and down sweeps is almost negligible. The maximum value for the hysteresis along the (110) is only 0.08 tesla, a factor of 31 less than the value of 2.5 tesla that is found in the (100) direction. The temperature dependence of the hysteresis in  $H_{c2}$  along the (100) direction is shown in Fig.3b. The hysteresis decreases with increasing temperature and at  $T = 0.5$  K has the same relative  $H_{c2}(\theta)$  dependence (not shown) seen at  $T = 20$  mK.

The angular dependence of  $H_{c2}$  as well as the presence and temperature dependence of the field sweep hysteresis observed for the (001) to (100) rotation are consistent with Pauli limiting effects [12] and are reminiscent of data more commonly seen in granular thin film [13,14] and multilayer [15] systems. It should be noted that the apparent spin-paramagnetic transition in CeCoIn<sub>5</sub> is from the superconducting state to a magnetically ordered one (see Fig. 3). Why such phenomena would be observed in bulk CeCoIn<sub>5</sub> is a mystery. Band structure calculations suggest that the density of states in the MIn<sub>2</sub> layer in CeMIn<sub>5</sub> is quite low [16] and leads to the speculation that perhaps CeCoIn<sub>5</sub> may behave as a pseudo CeIn<sub>3</sub>:CoIn<sub>2</sub> multilayer system. Even if such a speculation were shown to be relevant, why the phenomenon would manifest itself in (001) to (100) rotations but not (001) to (110) rotations is unclear; however, it might be related to an in-plane modulation of the gap function [4].

We now revisit the anomaly in magnetization first noted in the inset to Fig.1. Fig.2a and Fig.2b illustrate the evolution of the magnetic signature,  $H_a$ , that appears in the mixed state of CeCoIn<sub>5</sub>. Data are shown both for the field 30 degrees off (100) in the a-c plane (Fig.2a) and along the (001) direction (Fig.2b).  $H_{c2}$  for the curves in Fig.2a and Fig.2b occur at higher fields, 7 tesla and 5 tesla respectively, and are not shown for purposes of clarity. The signature of  $H_a$  (Fig. 2b) first appears near 100 mK and becomes steadily more pronounced as the temperature is reduced to 20 mK. Fig.2a

shows  $H_a$  at a position of 30 degrees off (100). In this orientation the feature becomes more pronounced and moves to higher fields, by approximately 1 tesla, as the temperature is decreased. The temperature dependence of  $H_a$  30 degrees off (100) in the a-c plane is shown in the inset to Fig. 2a and its' angular dependence is given in the inset to Fig. 2b.  $H_a(\theta)$  on the sweep up in magnetic field tracks the angular dependence of  $H_{c2}$  and merges with it for angles within 5 degrees of the (100) direction. The behavior of  $H'_a$  on the downsweep is markedly different. Interestingly, the peak as a function of field for  $H'_a$  occurs 10 degrees off the [100] axis. To determine if  $H_a$  was a result of a moment produced due to the presence of Co,  $YCoIn_5$  was studied to see if it had similar properties, and was found to exhibit neither  $H_a$  nor superconductivity.

An  $H_{c2}$ - $T_c$  phase diagram for  $CeCoIn_5$  is shown in Fig.3 along with the temperature dependence of  $H_b$ , a second magnetic phase transition that occurs in  $CeCoIn_5$  above 1.4 K. The signature for  $H_{c2}$  merges with that of  $H_b$  at 1.4K. Since the cantilever signature for  $H_{c2}$  and  $H_b$  are very similar, (see inset to Fig.3a), we used transport measurements to follow  $H_{c2}$  up to  $T_c$  with no observable hysteresis present in the transport measurements. The change in magnetization at the  $H_b$  transition is approximately a factor of 2.5 less than that of  $H_{c2}$  and appears to be second order as a function of temperature. The signature for  $H_b$  diminishes as  $\vec{H}$  is rotated out of the (100) direction and is completely absent in the (001) direction, again illustrating the anisotropic magnetic behavior of this material even in the normal state.

The behavior in the vicinity of the multicritical point near  $H=8$  tesla and  $T=1.4$  K is remarkably rich. Given the relatively small magnitude of the change in magnetization, it is tempting to identify the paramagnetic-magnetic transition with spin polarization of some sheet of Fermi surface; quantum oscillation measurements to test this hypothesis are in progress. The emergence of a new first-order region in the superconducting state below  $0.6T_c$  at high fields is suggestive of the spatially inhomogeneous Fulde-Ferrel-Larkin-Ovchinnikov (FFLO) state [2], previously reported in  $UPd_2Al_3$  [1], and disproved by Norman [17]. Although this state is rarely observed, the fact that  $CeCoIn_5$  is in the clean limit [4] and has an  $H_{c2}$  much larger than the Clogston limit might make this observation not so surprising. The fact that these effects are angular dependent (i.e, no such region is present in the (110)  $H_c$ - $T_c$  phase digram) and that the transition from the FFLO state to the normal is from superconducting to magnetic is, to the best of our knowledge, unprecedented. Recent calculations of Zeeman effects in d-wave superconductors [18] (a pairing state for which there is evidence in  $CeCoIn_5$ ) suggest that an increase in  $H_{c2}$  and the appearance of  $H_a$  at lowest temperatures might also result from the formation of an FFLO state in such a system.

In summary, we find a remarkable  $H_{c2}$  anisotropy in  $CeCoIn_5$  that is correlated with the presence of fieldsweep hysteresis in the [100] plane. These data can be described empirically in terms of 2d superconductivity and suggest the formation of an FFLO state.  $H_{c2}$  anisotropy also exists within the [110] plane, but these data are describable by anisotropic band structure effects and do not present hysteresis. We have also observed two new magnetic phases in  $CeCoIn_5$ , one occurring deep in the superconducting state and possibly associated with the hypothesized FFLO state, and the other manifesting itself as field induced metamagnetic transition that persists to at least 25 K.

We thank L.N. Bulaevskii, L.P. Gor'kov, M.P. Maley, and J. Singleton for fruitful discussions. This work was performed at the National High Magnetic Field Laboratory, which is supported by NSF cooperative agreement No. DMR-9527035, by the State of Florida, and Grant No. DMR-9971348 (Z.F.). Work at Los Alamos was performed under the auspices of the US Department of Energy.

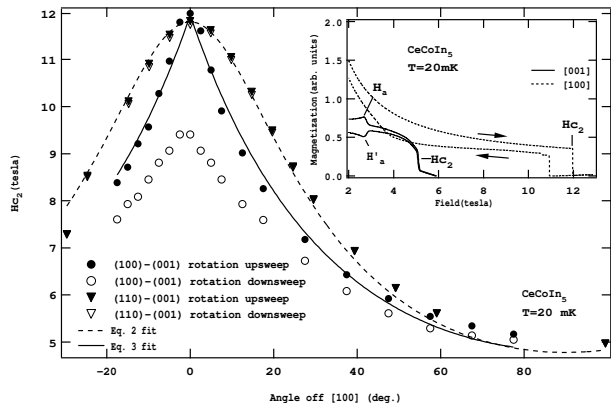


FIG. 1.  $H_{c2}$ -Angle plot for  $CeCoIn_5$  for rotations in the (100)-(001) and (110)-(001) directions for both up and down sweeps. See text for fit equations. The inset shows magnetization loops for the principal axes (100) and (001) at 20 mK.  $H_{c2}$  for the (100) and the (001) directions are at 5.1T and 11.98T respectively. Also visible are the hysteresis displayed in the (100) direction and the low field feature,  $H_a$ , in the (001) direction.

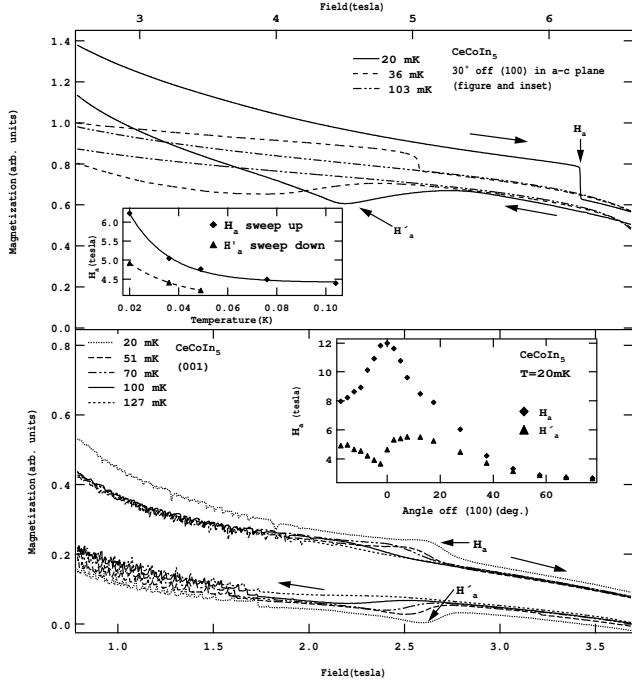


FIG. 2.  $M$  vs.  $H$  traces for 30 degrees off (100), (a) the (001), (b) showing the temperature dependence of the low temperature magnetic feature.  $H_{c2}$  is not shown in either figure. The inset to (a) shows the temperature dependence of  $H_a$  30 degrees off (100) in the  $a$ - $c$  plane, lines are guides to the eye. The inset to (b) shows the angular dependence of  $H_a$  for rotations in the (100)-(001) directions. The noise below 2 tesla is due to flux jumps in the magnet.

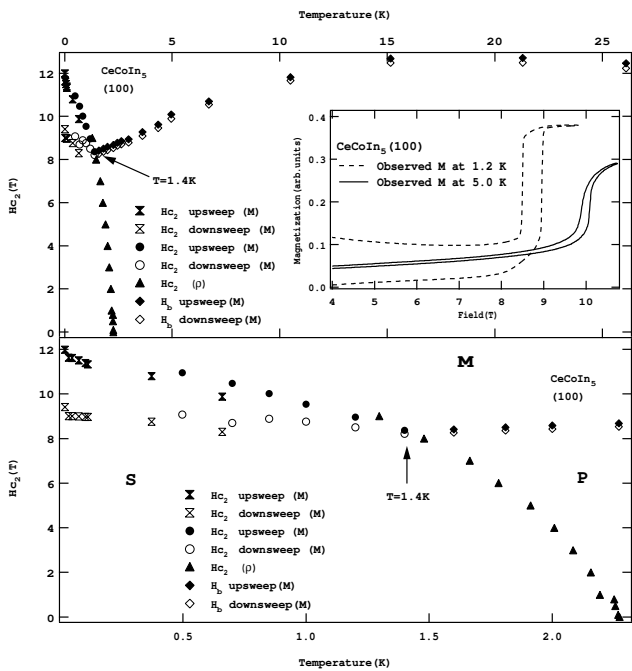


FIG. 3.  $H$ - $T$  diagram for  $CeCoIn_5$  with  $\vec{H}$  applied in the (100) direction. The circles, crosses and triangles denote  $H_{c2}$  measurements. Measurements were made with three different systems and the resultant offset between circles and crosses is due to slight differences in crystal alignment. The diamonds denote a field induced magnetic transition that appears at 1.4K. **S**, **M**, and **P** denote superconducting, magnetic, and paramagnetic regions respectively.

† Present address: Ames laboratory and Dept. of Physics and Astronomy, Iowa State University, Ames, IA 50011.

- [1] K. Gloos, R. Modler, H. Schimanski, C.D. Bredl, C. Geibel, F. Steglich, A. I. Buzdin, N. Sato, and T. Tomat-subara, Phys. Rev. Lett. **70**, 501 (1993).
- [2] Peter Fulde and Richard Ferrel, Phys. Rev., **135**, A550 (1964); A.I. Larkin and Yu.N. Ovchinnikov, J. Exptl. Theoret. Phys. (U.S.S.R) 47, 1136 (1964) [Sov. Phys. JETP **20**, 762 (1965)]
- [3] C. Petrovic, P. G. Pagliuso, M. F. Hundley, R. Movshovich, J. L. Sarrao, J. D. Thompson, and Z. Fisk. preprint (2000), to appear in J. of Phys. Cond. Matt.
- [4] R. Movshovich, M. Jaime, J. D. Thompson, C. Petrovic, Z. Fisk, P. G. Pagliuso, and J. L. Sarrao. preprint, condmat/0011365, 2001.
- [5] Donovan Hall, E. Palm, T. Murphy, S. Tozer, Z. Fisk, U. Alver, R. G. Goodrich, J. Sarrao, and P.G. Pagliuso, preprint (2001), condmat/0102533.
- [6] Ya.M. Kalychak, V.I. Zarembo, V.M. Baranyak, V.A. Bruskov, and P.Yu. Zavaliy, Russ. Metall. 1, 213. (1989).
- [7] E.C. Palm and T.P. Murphy, Rev. Sci. Inst. **70**, 237, (1999).
- [8] J.S. Brooks, M.J. Naughton, Y.P. Ma, P.M. Chaikin and R.V. Chamberlin, Rev. Sci. Inst. **59**, 117 (1987).
- [9] A.M. Clogston, Phys. Rev. Lett. **9**, 266, 1962
- [10] M. Tinkham, Phys. Rev. **129**, 2413 (1963).
- [11] T.P. Murphy, *et al.* unpublished.
- [12] L.N. Bulaevskii, Intl. Jnl. Of Modern Physics B **4**, 1849 (1990).
- [13] Wenhao Wu, R.G. Goodrich, and P.W. Adams, Phys. Rev. B **51**, 1378, (1995)
- [14] P.W. Adams, P.Herron, and E.I. Meletis, Phys. Rev. B, **58**, R2952, (1998)
- [15] F.Y. Ogrin, S.L. Lee, A.D. Hillier, A. Mitchell, and T.H. Shen, Phys. Rev. B **62**, 6021, (2000).
- [16] Y. Haga, Y. Inada, H. Harima, K. Oikawa, M. Murakawa, H. Nakawaki, Y. Tokiwa, D. Aoki, H. Shishido, S. Ikeda, N. Watanabe, and Y. Onuki, Phys Rev. B **63**, 060503 (R), (2001).
- [17] M.R. Norman, Phys. Rev. Lett **71**, 3391 (1993)
- [18] Kun Yang and S.L. Sondhi, cond-mat/9706148, 1998.