

# Bi-layer Paired Quantum Hall States and Coulomb Drag

Yong Baek Kim<sup>1</sup>, Chetan Nayak<sup>2</sup>, Eugene Demler<sup>3</sup>, and Sankar Das Sarma<sup>4</sup>

<sup>1</sup> *Department of Physics, The Ohio State University, Columbus, OH 43210*

<sup>2</sup> *Department of Physics, University of California, Los Angeles, CA 90095*

<sup>3</sup> *Department of Physics, Harvard University, Cambridge, MA 02138*

<sup>4</sup> *Department of Physics, University of Maryland, College Park, MD 20742*

(November 21, 2018)

We consider three states which are likely to be realized in bi-layer quantum Hall systems at total Landau level filling fraction  $\nu_T = 1$ . Two of these states may be understood as paired states. One can occur as an instability of a compressible state in the large  $d/l_B$  limit, where  $d$  and  $l_B$  are the interlayer distance and magnetic length. The other is the  $(1, 1, 1)$  state, which is expected in the small  $d/l_B$  limit. We propose that the longitudinal and Hall drag resistivities can be used to distinguish these different quantum Hall states. The drag resistivities may be computed in a straightforward manner using the paired state formulation.

PACS:

## I. INTRODUCTION

Bilayer quantum Hall systems at total Landau level filling factor  $\nu_T = 1$  [1] allow for novel interlayer coherent phases. These phases have attracted a great deal of theoretical and experimental attention [2] over the last sixteen years, dating back to a seminal paper by Halperin [3], in which the multicomponent generalization of the Laughlin wavefunction was first considered in a rather general context. In particular, there is strong experimental evidence [2,4] and a compelling theoretical basis [2,5] to believe that a spin-polarized bilayer  $\nu = \frac{1}{2}$  quantum Hall system would have a novel spontaneous interlayer coherent incompressible phase for small values of the interlayer separation  $d$ , even in the absence of interlayer tunneling. (We consider only the situation without any interlayer tunneling in this paper – our considerations also apply to the physical situation with weak interlayer tunneling. The situation with strong interlayer tunneling is trivial by virtue of the tunneling-induced symmetric-antisymmetric single-particle tunneling gap which leads to the usual  $\nu_T = 1$  quantum Hall state in the symmetric band.) In the limit  $d \rightarrow \infty$ , however, one expects two decoupled layers, each with  $\nu = \frac{1}{2}$ , and hence no quantized Hall state. The phase diagram for this incompressible to incompressible quantum phase transition in  $\nu = \frac{1}{2}$  bilayer systems has been studied extensively in the literature [2], but we still do not have a complete qualitative understanding of the detailed nature of this transition. In particular, one does not know how different kinds of incompressible (and compressible) phases compete as system parameters (e.g.  $d$ ) are tuned, and how to distinguish among possible competing incompressible phases. In this paper, we revisit this issue by arguing that, in principle, there are several interesting and non-trivial quantum Hall phases in the  $\nu_T = 1$  bilayer system which could be systematically probed via interlayer drag

experiments carried out at various values of the interlayer separation  $d$ .

Among the more interesting quantum Hall phases are the so-called paired Hall states, which have been extensively studied theoretically [3,6,7]. In these states, the composite fermions form an incompressible superconducting paired state in which two electrons composite fermions bind into effective Cooper pairs which then condense into an incompressible ground state analogous to the BCS state. The well-studied Moore-Read Pfaffian state [6] is a spin-polarized version of such a paired Hall state for a single layer system. Bilayer paired Hall states have been discussed earlier in the literature in the context of  $\nu = \frac{1}{2}$  (and  $\nu = \frac{1}{4}$  systems), but no definitive idea has emerged regarding their experimental observability or their relation to the more intensively studied (and robust)  $(1, 1, 1)$  state [2,3,5]. The main purpose of the current paper is to critically discuss the possible existence of a paired  $\nu = \frac{1}{2}$  bilayer Hall state which, we argue, is distinguishable from the better-studied  $(1, 1, 1)$  incompressible state (as well as from compressible states) through interlayer drag experiments. Given the great current interest [4,8] in the physics of  $\nu = \frac{1}{2}$  bilayer systems, we believe that the results presented in this paper could shed considerable light on the nature of the possible quantum phase transitions in bilayer systems.

In sections II, III, and IV of this paper, we consider the possible bilayer  $\nu = \frac{1}{2}$  quantum Hall phases in the parameter regimes  $d \gg \ell_B$  (section II),  $d > \ell_B$  (section III), and  $d \sim \ell_B$  (section IV), where  $\ell_B$  is the magnetic length, which sets the scale for intralayer correlations. We argue that the likely ground states in these three regimes are, respectively, compressible (Fermi-liquid-like) states ( $d \gg \ell_B$ ), paired Hall states ( $d > \ell_B$ ), and  $(1, 1, 1)$  states ( $d \sim \ell_B$ ). We conclude in section V with a critical discussion of the various drag resistivities which we argue can, in principle, distinguish among these phases and could be used to study bilayer quantum phase transitions.

## II. $d \gg \ell_B$ : COMPRESSIBLE STATE

Let us consider a bi-layer system in which each layer has filling factor  $\nu = 1/2$  in the limit that the layer separation  $d$  is much larger than the typical interparticle spacing, which is of the order of the magnetic length  $\ell_B$ . As a starting point, we will model the system by two almost independent Fermi-liquid-like compressible states, one in each layer. There are two alternative and complementary descriptions of compressible states at even-denominator filling fractions. We will briefly recapitulate some features of both, as they will inform the following discussion of paired states.

One description of a Fermi-liquid-like compressible state at  $\nu = 1/2$  is based on the lowest Landau level wavefunction [10]:

$$\Psi_{1/2}(\{z_i\}) = \mathcal{P}_{LLL} \text{Det} M \prod_{i < j} (z_i - z_j)^2, \quad (1)$$

where  $M$  has the matrix elements  $M_{ij} = e^{i\mathbf{k}_i \cdot \mathbf{r}_j}$ . Here,  $\mathbf{r}_i$  is the position of electron  $i$ . The  $\mathbf{k}_i$ s are parameters which are chosen so that the total energy of the system is minimized. We will discuss their interpretation below.  $\mathcal{P}_{LLL}$  projects states into the lowest Landau level; it has the following action [10,11]

$$\mathcal{P}_{LLL} e^{i\mathbf{k}_i \cdot \mathbf{r}_j} \mathcal{P}_{LLL} = e^{i\mathbf{k}_i \cdot \mathbf{R}_j}, \quad (2)$$

where  $\mathbf{R}_i$  are the guiding center coordinates of the electrons.

The corresponding wavefunction of the double-layer system at  $\nu_T = 1$  can be written as

$$\Psi_{\text{compressible}} = \Psi_{1/2}(\{z_i^\uparrow\}) \Psi_{1/2}(\{z_i^\downarrow\}), \quad (3)$$

where  $\alpha = \uparrow, \downarrow$  label the two layers.

The lowest Landau level constraint and Fermi statistics displace the electrons from the correlation holes – i.e. zeroes of the wavefunction or, equivalently, vortices represented by the  $\prod_{i < j} (z_i - z_j)^2$  factor in the wavefunction. The  $\text{Det} M$  factor is necessary to ensure Fermi statistics; it is a displacement operator [14] because  $\mathbf{k}_i \cdot \mathbf{r}_j$  acts as  $\bar{k}_i z_j + k_i \frac{\partial}{\partial z_j}$  in the lowest Landau level. Thus the composite fermion made of an electron and two correlation holes has a dipolar structure. Using these ideas, the system can be described as a collection of dipolar ‘composite fermions’ in which each dipolar fermion consists of an electron and the corresponding correlation holes [14–17]. To each composite fermion we assign a  $\mathbf{k}_i$  which is equal in magnitude (in units of  $\ell_B$ ) and perpendicular to the displacement between the electron and its correlation holes. By Fermi statistics, the  $\mathbf{k}_i$ s must be distinct. The structure of a dipolar composite fermion is given schematically in Fig.1. The energy of a composite fermion increases with  $\mathbf{k}_i$ , so the ground state is a filled Fermi sea in  $\mathbf{k}$ -space. In the long wavelength limit,

the total energy of these dipolar composite fermions can be approximately written as  $\sum_i k_i^2 / 2m^*$  with effective mass  $m^*$  which is determined by the interaction potential [15,17].

An alternative formulation springs from the observation that an electron may be represented by a ‘composite fermion’ together with a Chern-Simons gauge field which attaches two fictitious flux quanta to each fermion [9,12,13]. This representation is mathematically equivalent to the original one, but it naturally suggests a new approximation. The composite fermions see zero average magnetic field due to the cancellation between the external magnetic field and the average fictitious magnetic field coming from the fictitious flux quanta. Consequently, the system can be described as an almost free (composite) fermion system in zero effective magnetic field. In this approach, the fictitious flux quanta are introduced to represent the phase winding of the electron wavefunction around correlation holes associated with the positions of other electrons. The  $\text{Det}[e^{i\mathbf{k}_i \cdot \mathbf{R}_j}]$  factor in (1) can be interpreted as the wavefunction of the almost free composite fermion system. [10,13] Then  $\mathbf{k}_i$ s can be regarded as the “kinetic momenta” of the composite fermions. In the long-wavelength, low-frequency limit, the two formulations are equivalent.

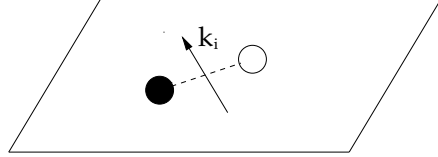


FIG. 1. Schematic picture of the dipolar composite fermion. The black and white dots represent the electron and vortex respectively. The “wavevector”  $\mathbf{k}_i$  is perpendicular to the dipole moment.

## III. $d > \ell_B$ : PAIRING

We will now implement the latter formulation in a double-layer system, and show that the compressible state has a strong pairing instability [7]. We introduce two composite fermion fields  $\psi_\alpha$  and two Chern-Simons gauge fields  $\mathbf{a}_\alpha$ ,  $\alpha = \uparrow, \downarrow$ . The Hamiltonian is

$$\begin{aligned} H &= H_0 + H_I, \\ H_0 &= \int d^2r \sum_{\alpha=\uparrow,\downarrow} \frac{1}{2m^*} \psi_\alpha^\dagger (\nabla - \mathbf{a}_\alpha)^2 \psi_\alpha, \\ H_I &= \int d^2r \int d^2r' \delta\rho_\alpha(\mathbf{r}) V_{\alpha\beta}(\mathbf{r} - \mathbf{r}') \delta\rho_\beta(\mathbf{r}') \end{aligned} \quad (4)$$

with the constraints  $\nabla \times \mathbf{a}_\alpha = 2\pi\tilde{\phi}\delta\rho_\alpha(\mathbf{r})$ .  $\tilde{\phi} = 2$  if the filling factor of each layer is  $\nu = 1/2$ . Here  $\delta\rho(\mathbf{r}) = \rho(\mathbf{r}) - \bar{\rho}$  is the density disturbance measured from the average value  $\bar{\rho}$ . The interaction potential is given by

$V_{\uparrow\uparrow} = V_{\downarrow\downarrow} = e^2/\varepsilon r$  and  $V_{\uparrow\downarrow} = V_{\downarrow\uparrow} = e^2/\varepsilon\sqrt{r^2 + d^2}$  where  $\varepsilon$  is the dielectric constant.

It is convenient to change the gauge field variables to  $\mathbf{a}_{\pm} = \frac{1}{2}(\mathbf{a}_{\uparrow} \pm \mathbf{a}_{\downarrow})$ . Then  $H_0$  can be rewritten as

$$H_0 = \int d^2r \left[ \frac{1}{2m^*} \psi_{\uparrow}^{\dagger} (\nabla - \mathbf{a}_{+} - \mathbf{a}_{-})^2 \psi_{\uparrow} + \frac{1}{2m^*} \psi_{\downarrow}^{\dagger} (\nabla - \mathbf{a}_{+} + \mathbf{a}_{-})^2 \psi_{\downarrow} \right] \quad (5)$$

with  $\nabla \times \mathbf{a}_{\pm} = \pi\tilde{\phi}[\delta\rho_{\uparrow}(\mathbf{r}) \pm \delta\rho_{\downarrow}(\mathbf{r})]$ . From (5), we see that  $\psi_{\uparrow}$  and  $\psi_{\downarrow}$  have the same gauge ‘‘charges’’ for  $\mathbf{a}_{+}$ , but opposite gauge ‘‘charges’’ for  $\mathbf{a}_{-}$ . As a result, there will be an attractive interaction between the composite fermions in different layers via  $\mathbf{a}_{-}$  and a repulsive interaction via  $\mathbf{a}_{+}$ . Composite fermions in the same layer have repulsive interactions. As a result of Coulomb interactions, the attractive interaction mediated by the  $\mathbf{a}_{-}$  gauge field dominates in the low energy limit and there exists a pairing instability between the composite fermions in different layers. This result can be understood in physical terms as follows. The  $\mathbf{a}_{-}$  and  $\mathbf{a}_{+}$  fields represent antisymmetric and symmetric density fluctuations. In the presence of Coulomb interactions, symmetric density fluctuations are highly suppressed, but antisymmetric density fluctuations can still be large. As a result, the dynamic density fluctuations in the antisymmetric channel becomes more important in the low energy limit and lead to a pairing instability.

This pairing instability has a natural explanation in the dipolar composite fermion picture [14–17]. Let us take a dipolar composite fermion in layer  $\uparrow$  with wavevector  $\mathbf{k}^{\uparrow} = \mathbf{k}_F$  and a dipolar composite fermion in layer  $\downarrow$  with wavevector  $\mathbf{k}^{\downarrow} = -\mathbf{k}_F$ . As seen in Fig.2, this configuration can lower the interlayer Coulomb energy because the electron in layer  $\uparrow$  and the vortex in layer  $\downarrow$  can sit on top of each other and vice versa.

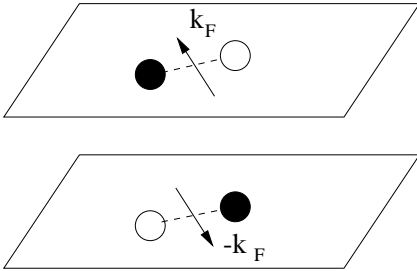


FIG. 2. Pairing of the ‘‘intralayer’’ composite fermions.

This analysis predicts that, at least in principle, the Fermi-liquid-like compressible state is always unstable to pairing. In practice, the pairing gap will be small in the limit  $d \gg \ell_B$  and easily destroyed by disorder. As a result, we expect the pairing instability discussed above to be relevant for  $d/\ell_B$  not too small. When  $d/\ell_B$  become small, on the other hand, the starting point of two

decoupled compressible states is no longer sensible, and we take a different starting point, as described in later sections.

The wavefunction of the paired quantum Hall state constructed in this way can be written as

$$\Psi_{\text{pair}} = \Psi_{\text{pair}}^{\text{cf}} \prod_{i>j} (z_i^{\uparrow} - z_j^{\uparrow})^2 \prod_{k>l} (z_k^{\downarrow} - z_l^{\downarrow})^2, \quad (6)$$

where

$$\Psi_{\text{pair}}^{\text{cf}} = \text{Pf}[f(z_i, z_j; \uparrow, \downarrow)] \equiv \mathcal{A}[f(z_1, z_2; \uparrow, \downarrow) f(z_3, z_4; \uparrow, \downarrow) \dots]. \quad (7)$$

and  $f(z_1, z_2; \uparrow, \downarrow)$  is the pair wavefunction which depends on the symmetry of the pairing order parameter.  $\text{Pf}[\dots]$  denotes the Pfaffian, which is defined in the second line, with  $\mathcal{A}[\dots]$  denoting the antisymmetrized product. Notice that  $\Psi_{\text{pair}}$  can be regarded as the product of the wavefunction of the paired composite fermions and that of the (2,2,0) bosonic Laughlin quantum Hall state.

It is not immediately clear what choice of  $f(z_1, z_2; \uparrow, \downarrow)$  is most favorable energetically. In the Chern-Simons theory of [7], there is a pairing instability in all angular momentum channels [7]. In a modified Chern-Simons theory, it was claimed that the leading instability occurs in the  $p$ -wave channel [19]. These approximate calculations do not necessarily capture the detailed energetics which determines the pairing symmetry. Hence, we will not enter into a discussion of energetics, but limit ourselves to a discussion of the simplest (and, therefore, likeliest) possibilities.

The simplest possibility is  $p_x + ip_y$  pairing,

$$\Psi_{\text{pair}} = \text{Pf} \left[ \frac{\uparrow_i \downarrow_j + \downarrow_i \uparrow_j}{z_i - z_j} \right] \prod_{i>j} (z_i^{\uparrow} - z_j^{\uparrow})^2 \prod_{k>l} (z_k^{\downarrow} - z_l^{\downarrow})^2. \quad (8)$$

Using the Cauchy identity [18],

$$\prod_{i>j=1}^N (a_i - a_j)(b_i - b_j) = \prod_{i,j=1}^N (a_i - b_j) \text{Det} |(a_i - b_j)^{-1}|, \quad (9)$$

this can be rewritten as

$$\Psi_{\text{pair}} = \Psi_{(3,3,-1)} = \prod_{i>j} (z_i^{\uparrow} - z_j^{\uparrow})^3 (z_i^{\downarrow} - z_j^{\downarrow})^3 \prod_{i,j} (z_i^{\uparrow} - z_j^{\downarrow})^{-1}. \quad (10)$$

Thus  $\Psi_{\text{pair}}$  is the (3, 3, -1) state if one takes the  $p_x + ip_y$  pairing. This wavefunction is well-behaved in the long distance limit, but has a short distance singularity. In the presence of Landau-level mixing, the short distance part of the wavefunction can be modified without changing the structure of the wavefunction in the long distance limit.

$$\Psi_{\text{pair}} = \text{Pf} \left[ f(|z_i - z_j|/\xi) \frac{\uparrow_i \downarrow_j + \downarrow_i \uparrow_j}{z_i - z_j} \right] \times \prod_{i>j} (z_i^\uparrow - z_j^\uparrow)^2 \prod_{k>l} (z_k^\downarrow - z_l^\downarrow)^2. \quad (11)$$

Here,  $f(0) = 0$  and  $f(x) \rightarrow 1$  as  $x \rightarrow \infty$ . In realistic systems, where Landau-level mixing is substantial,  $\Psi_{(3,3,-1)}$  could be a good candidate for the paired quantum Hall state represented by  $\Psi_{\text{pair}}$ . It is natural to assume that  $\Psi_{\text{pair}}$  does not have an “interlayer Josephson effect” because there is no gapless neutral mode in the system, in contrast to the case of the  $(1,1,1)$  state [4,8]. We will show this later by direct calculation.

Another possibility for the pair wavefunction  $f(z_i, z_j; \uparrow, \downarrow)$  is the exponentially decaying function

$$f(z_i, z_j; \uparrow, \downarrow) = (\uparrow_i \downarrow_j + \downarrow_i \uparrow_j) (z_i - z_j) e^{-|z_i - z_j|/\xi} \quad (12)$$

with a correlation length  $\xi$ . This would correspond to a “strong” pairing state while the previous choice of  $1/(z_i - z_j)$  corresponds to a “weak” pairing state in the terminology of Read and Green [20]. Finally, the pairing wavefunction could have  $s$ -wave symmetry, which would entail a pairing form similar to (12), but without the  $(z_i - z_j)$  factor.

#### IV. $d \sim \ell_B$ : $(1,1,1)$ STATE

When the layer separation becomes sufficiently small, the interlayer Coulomb interaction can be comparable to or even larger than the intralayer Coulomb interaction. In this case, it should be more advantageous to first form an “interlayer” dipolar object which consists of an electron in one layer and two vortices in the other layer, then form a paired state of these “interlayer” composite fermions, as shown in Fig.3. In the Chern-Simons formulation, this corresponds to the situation in which the electron in one layer can only see fictitious flux in the other layer. The appropriate Chern-Simons constraint equation are:

$$\nabla \times \mathbf{a}_\uparrow = 2\pi \tilde{\phi} \delta \rho_\downarrow, \quad \nabla \times \mathbf{a}_\downarrow = 2\pi \tilde{\phi} \delta \rho_\uparrow. \quad (13)$$

As in the previous case, we can form symmetric and antisymmetric combinations of the gauge fields  $\mathbf{a}_\uparrow$  and  $\mathbf{a}_\downarrow$ . Again, the antisymmetric combination mediates an attractive interaction. The wavefunction of the corresponding paired quantum Hall state has the following form.

$$\Phi_{\text{pair}}^{\text{cf}} = \Phi_{\text{pair}}^{\text{cf}} \prod_{i,j=1}^N (z_i^\uparrow - z_j^\downarrow)^2, \quad (14)$$

where

$$\Phi_{\text{pair}}^{\text{cf}} = \text{Pf}[g(z_i, z_j; \uparrow, \downarrow)] \quad (15)$$

and  $g(z_1, z_2; \uparrow, \downarrow)$  is the appropriate pair wavefunction. Notice that the wavefunction  $\Phi_{\text{pair}}$  can be regarded as the product of the wavefunction of a paired state of the composite fermions and that of the  $(0,0,2)$  bosonic Laughlin quantum Hall state.

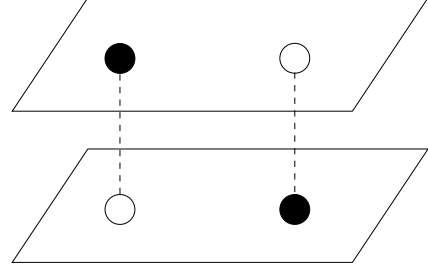


FIG. 3. The pairing of the “interlayer” composite fermions.

However, this line of thinking appears to conflict with the conventional wisdom that a bi-layer quantum Hall system at  $\nu_T = 1$  is described by the  $(1,1,1)$  state for  $d/\ell_B \sim 1$  [3]. Fortunately, the  $(1,1,1)$  state,

$$\Psi_{(1,1,1)} = \prod_{i>j=1}^N (z_i^\uparrow - z_j^\uparrow)(z_i^\downarrow - z_j^\downarrow) \prod_{i,j=1}^N (z_i^\uparrow - z_j^\downarrow). \quad (16)$$

can be rewritten in the form

$$\Psi_{(1,1,1)} = \text{Pf} \left[ \frac{\uparrow_i \downarrow_j + \downarrow_i \uparrow_j}{z_i - z_j} \right] \prod_{i,j=1}^N (z_i^\uparrow - z_j^\downarrow)^2. \quad (17)$$

using the Cauchy identity. In other words,

$$g(z_i, z_j; \uparrow, \downarrow) = \frac{\uparrow_i \downarrow_j + \downarrow_i \uparrow_j}{z_i - z_j}. \quad (18)$$

is the correct choice for  $d/\ell_B \sim 1$ .

Notice that this form of  $g(z_i, z_j; \uparrow, \downarrow)$  corresponds to the (pseudo-)spin triplet  $p_x + ip_y$  pairing order parameter for the “interlayer” composite fermions. From this point of view, it is natural to have the same pairing symmetry (11) for  $d > \ell_B$  but for “intralayer” rather than “interlayer” composite fermions.

#### V. DRAG RESISTIVITIES

In the preceding sections, we have described three possible states of a bi-layer system at  $\nu_T = 1$ . As one decreases the ratio of  $d/\ell_B$ , we expect the following sequence of phase transitions

$$\Psi_{\text{compressible}} \rightarrow \Psi_{(3,3,-1)} \rightarrow \Psi_{(1,1,1)}. \quad (19)$$

The transition between  $\Psi_{\text{compressible}}$  and  $\Psi_{(3,3,-1)}$  is disorder-driven since  $\Psi_{\text{compressible}}$  should never be the

ground state in the presence of disorder. Hence, we expect the transition to be second-order. On the other hand, the transition between  $\Psi_{(3,3,-1)}$  and  $\Psi_{(1,1,1)}$  is likely to be first order because the nature of the underlying quasiparticles changes from the “intralayer” composite fermions to the “interlayer” composite fermions and this change is not likely to be continuous. More formally, the change of the wavefunction requires a flux attachment transformation without changing the total filling factor which does not usually occur continuously. Of course, disorder will eventually round the transition and make it second order.

Since the first order transition may be obscured by disorder, it is important to discuss experiments which can distinguish the  $\Psi_{(3,3,-1)}$  and  $\Psi_{(1,1,1)}$  states. Here, we propose Coulomb drag experiments in which the longitudinal,  $\rho_{xx}^{\uparrow\downarrow}$  and Hall,  $\rho_{xy}^{\uparrow\downarrow}$ , drag resistivities are used to distinguish the different phases. These may be calculated in Chern-Simons theory from

$$\rho_{ij}^{\alpha\beta} = \rho_{ij}^{cf\ \alpha\beta} + \epsilon_{ij} \rho^{cs\ \alpha\beta} \quad (20)$$

where  $i, j = x, y$ ,  $\alpha, \beta = \uparrow, \downarrow$ ,  $\epsilon_{ij}$  is the antisymmetric tensor, and  $\rho^{cs\ \alpha\beta} = 2\delta_{\alpha\beta}$  in the compressible and  $(3, 3, -1)$  states (“intralayer” composite fermions) while  $\rho^{cs\ \alpha\beta} = 2\sigma_{\alpha\beta}^x$  in the  $(1, 1, 1)$  state (“interlayer” composite fermions).

First, consider the longitudinal drag resistivity. In the compressible state, if we neglect gauge field fluctuations,  $\rho_{xx}^{cf\ \uparrow\downarrow} = 0$ , so  $\rho_{xx}^{\uparrow\downarrow} = 0$ . Including these fluctuations, it vanishes as  $T^{4/3}$  at low temperatures [21]. In  $\Psi_{(1,1,1)}$  and  $\Psi_{(3,3,-1)}$ ,  $\rho_{xx}^{cf\ \uparrow\downarrow}$  and, hence,  $\rho_{xx}^{\uparrow\downarrow}$  vanish at zero temperature and are activated at low temperatures.

Now, let us consider the Hall drag resistivity. In the compressible state, both terms on the right-hand-side of (20) vanish, so the Hall drag resistivity vanishes. In the  $(3, 3, -1)$  state,  $\rho_{xy}^{cf}$  is that of a  $p_x + ip_y$  superconductor, which has vanishing charge resistivity (since it is a superconductor) but quantized spin Hall resistivity. In other words,  $\rho_{xy}^{cf\ cc} = 0$ ,  $\rho_{xy}^{cf\ cs} = 0$ ,  $\rho_{xy}^{cf\ ss} = 1$ . Consequently,  $\rho_{xy}^{\uparrow\uparrow} = \rho_{xy}^{\downarrow\downarrow} = 3$ , and  $\rho_{xy}^{\uparrow\downarrow} = -1$ . In the  $(1, 1, 1)$  state,  $\rho_{xy}^{cf}$  is identical, but  $\rho_{xy}^{cs}$  is different, so  $\rho_{xy}^{\uparrow\uparrow} = \rho_{xy}^{\downarrow\downarrow} = 1$ , and  $\rho_{xy}^{\uparrow\downarrow} = 1$ .

We conclude by summarizing our results. We have shown that the  $\nu = \frac{1}{2}$  ( $\nu_T = 1$ ) bilayer quantum Hall system (in the absence of interlayer tunneling) is likely to have as its ground state a novel paired Hall state (possibly of  $p$ -wave symmetry) for intermediate layer separations  $d > \ell_B$ , which gives way to the usual  $(1, 1, 1)$  state for smaller layer separations ( $d \sim \ell_B$ ), and to compressible Fermi-liquid-type states (two decoupled Halperin-Lee-Read [13]  $\nu = \frac{1}{2}$  layers) for large layer separations ( $d \gg \ell_B$ ). We argue that the quantum phase transitions separating the paired states from the  $(1, 1, 1)$  and bilayer Halperin-Lee-Read states can be experimentally studied via the measurement of various components of interlayer

drag resistivities.

## ACKNOWLEDGMENTS

We would like to thank L. Balents and, especially, N. Read for discussion. YBK, CN, and SDS would like to thank the Aspen Center for Physics for hospitality. This work was supported by the NSF under grant numbers DMR-9983783 (YBK) and DMR-9983544 (CN), the A.P. Sloan Foundation (YBK and CN), the Harvard Society of Fellows (ED), and the ONR (SDS).

- 
- [1] Throughout this paper, we use  $\nu_T$  to denote the total filling factor and  $\nu$  to denote the filling factor in each layer,  $\nu_T = 2\nu$ .
  - [2] See, for example, the articles by J. P. Eisenstein, S. M. Girvin and A. H. MacDonald in *Perspectives in Quantum Hall Effects*, edited by S. Das Sarma and A. Pinczuk (Wiley, New York, 1997); and references therein.
  - [3] B. I. Halperin, *Helv. Phys. Acta* **56**, 75 (1983); *Surf. Sci.* **305**,1 (1994).
  - [4] I. B. Spielman, J. P. Eisenstein, L. N. Pfeiffer, and K. W. West, *cond-mat/0002387*.
  - [5] X. G. Wen and A. Zee, *Phys. Rev. Lett.* **69**, 1811 (1992); *Pys. Rev. B* **47**, 2265 (1993).
  - [6] G. Moore and N. Read, *Nucl. Phys. B* **360**, 362 (1991).
  - [7] N. E. Bonesteel, *Phys. Rev. B* **48**, 11484 (1993); N. E. Bonesteel, I. A. MacDonald, and C. Nayak, *Phys. Rev. Lett.* **77**, 3009 (1996); M. Greiter, F. Wilczek, and X.-G. Wen, *Phys. Rev. Lett.* **66**, 3205 (1991).
  - [8] E. Demler, C. Nayak, and S. Das Sarma, *cond-mat/0008137*.
  - [9] J. K. Jain, *Phys. Rev. Lett.* **63**, 199 (1989); *Adv. Phys.* **41**, 105 (1992).
  - [10] E. Rezayi and N. Read, *Phys. Rev. Lett.* **72**, 900 (1994); *ibide.* **73**, 1052 (1994).
  - [11] S. M. Girvin and T. Jach, *Phys. Rev. B* **29**, 5617 (1984).
  - [12] A. Lopez and E. Fradkin, *Phys. Rev. B* **44**, 5246 (1991); V. Kalmeyer and S.-C. Zhang, *Phys. Rev. B* **46**, 9889 (1992).
  - [13] B. I. Halperin, P. A. Lee, and N. Read, *Phys. Rev. B* **47**, 7312 (1993).
  - [14] N. Read, *Semi. Sci. Tech.* **9**, 1859 (1994); *Surf. Sci.* **361**, 7 (1996).
  - [15] R. Shankar and G. Murthy, *Phys. Rev. Lett.* **79**, 4437 (1997); D. H. Lee, *Phys. Rev. Lett.* **80**, 4745 (1998); V. Pasquier and F. D. M. Haldane, *Nucl. Phys. B* **516**, 719 (1998).
  - [16] B. I. Halperin and A. Stern, *Phys. Rev. Lett.* **80**, 5457 (1998); A. Stern *et al.*, *Phys. Rev. B* **59**, 12547 (1999).
  - [17] N. Read, *Phys. Rev. B* **58**, 16262 (1998).
  - [18] T. L. Ho, *Phys. Rev. Lett.* **75**, 1186 (1995).
  - [19] T. Morinari, *Phys. Rev. Lett.* **81**, 3741 (1998).

- [20] N. Read and D. Green, Phys. Rev. B **61**, 10267 (2000).
- [21] Y. B. Kim and A. J. Millis, Physica E **4**, 171 (1999) and cond-mat/9611125; I. Ussishkin and A. Stern, Phys. Rev. B **56**, 4013 (1997); S. Sakhi, Phys. Rev. B **56**, 4098 (1997).
- [22] K. Yang, Phys. Rev. B **58**, R4246 (1998).
- [23] G. Vignale and A. H. MacDonald, Phys. Rev. Lett. **76**, 2786 (1996); I. Ussishkin and A. Stern, Phys. Rev. Lett. **81**, 3932 (1998); F. Zhou and Y. B. Kim, Phys. Rev. B **59**, R7825 (1999).
- [24] T. Senthil and M. P. A. Fisher, Phys. Rev. B **60**, 4245 (1999).