

Communication through a Diffusive Medium: Coherence and Capacity

Aris L. Moustakas¹, Harold U. Baranger^{1,2},
Leon Balents^{1,3}, Anirvan M. Sengupta¹ and Steven H. Simon¹
¹*Bell Labs, Lucent Technologies, 700 Mountain Avenue, Murray Hill, NJ 07974*
²*Department of Physics, Duke University, Durham, NC 27708-0305*
³*Department of Physics, University of California, Santa Barbara, CA 93106*

Coherent wave propagation in disordered media gives rise to many fascinating phenomena as diverse as universal conductance fluctuations in mesoscopic metals and speckle patterns in light scattering. Here, the theory of electromagnetic wave propagation in diffusive media is combined with information theory to show how interference affects the information transmission rate between antenna arrays. Nontrivial dependencies of the information capacity on the nature of the antenna arrays are found, such as the dimensionality of the arrays and their direction with respect to the local scattering medium. This approach provides a physical picture for understanding the importance of scattering in the transfer of information through wireless communications.

The ongoing communications revolution has motivated researchers to look for novel ways to transmit information (1, 2). One recent development (3, 4) is the suggestion that, contrary to long-held beliefs, random scattering of microwave or radio signals may enhance the amount of information that can be transmitted on a particular channel. Prompted by this suggestion, we introduce a realistic physical model for a scattering environment and analytically evaluate the amount of information that can be transmitted between two antenna arrays for a number of example cases. On the one hand, this lays a new foundation for complex microwave signal modeling, an important task in a world with ever-increasing demand for wireless communication, and, on the other, introduces a new arena for physicists to test ideas concerning disordered media.

From information theory (5), the capacity of a channel between a transmitter and a receiver, that is, the maximum rate of information transfer at a given frequency, can be described in terms of the average power of the signal S and the noise N at the receiver: $C = \log_2(1+S/N)$. More generally (2), the communication channel connecting several transmitters and receivers is described by a matrix $G_{i\alpha}$ giving the amplitude of the received signal α due to transmitter i . The information carried by the channel can be characterized using several quantities, such as the capacity or mutual information, which are typically functionals of the matrix G , which must be known in order to predict these quantities. Often G cannot be predicted for actual systems, such as wireless communication networks or optical fibers, because of the complicated scattering and interference of waves that is involved. It is crucial, therefore, to develop physical models for the signal propagation, as it is only through such models that one can understand the real effects of scattering and interference on the amount of information that can be communicated.

In many cases, only partial information is available for prediction; in these situations, one only has a statistical description of G . Instead of making assumptions about G directly, the usual procedure in information theory, we introduce statistical models for the physical environment

from which we derive the properties of G . The advantage of this procedure is that simple physical models can yield very non-trivial properties of G .

Statistical descriptions of the environment have been quite successful in the physics of disordered media (6 – 8). The simplest of these is diffusive propagation. In our case of electromagnetic propagation in the context of wireless communication, diffusion is known to work well in various circumstances (9), and simple extensions seem relevant for many others. From a diffusive approach, one finds the moments of the distribution of G . These will enable us to calculate information-theoretic quantities (for example the capacity) using a replica field theory approach to random matrix theory (10). Implicit in this approach is the assumption that the full distribution of G is sampled, which is realistic in many real world situations where the environment is changing. However, when the number of antennas is large, many quantities of interest become strongly peaked around their average and this assumption can be relaxed.

In a statistical description, the scattering of the signal is characterized by the mean-free path, ℓ , corresponding roughly to the distance between scattering events. When ℓ is large compared to the wavelength λ but small compared to the distance d between the two arrays, the wave propagation becomes diffusive (7, 8). This has been analyzed in the past in the context of electron diffusion in metals (6) and light propagation in solids (7, 11). In the case of wireless propagation, with signals in the 2 GHz region, $\lambda \sim 10$ -15 cm, while ℓ is of order meters for indoors and tens of meters for outdoors propagation, so diffusion is applicable.

In the diffusive regime $\lambda \ll \ell$, to leading order in λ/ℓ , only the quadratic correlations $\langle G_{i\alpha} G_{j\beta}^* \rangle$ are non-negligible and therefore describe the system, where the brackets represent an average over realizations of the disorder. Higher cumulants of G are of higher order in λ/ℓ . Therefore, the distribution of G is Gaussian with zero average (6 – 8). The leading term in $\langle G_{i\alpha} G_{j\beta}^* \rangle$ is evaluated by a summation of so-called ladder diagrams (7) corresponding to processes in $\langle G_{i\alpha} G_{j\beta}^* \rangle$ where the waves from antennas i to α and from j to β propagate through

the scattering medium along identical paths except for segments of order ℓ at each end.

In several realistic situations discussed below, the correlations take a particularly simple form:

$$\langle G_{i\alpha} G_{j\beta}^* \rangle = R_{\alpha\beta} \frac{S}{n_T} T_{ij}. \quad (1)$$

Here $R_{\alpha\beta}$ and T_{ij} are matrices describing the correlations of the receiving and transmitting antennas, respectively, and $S = \text{Tr}\{GG^\dagger\}/n_R$ is the average power received at each of n_R receivers assuming independent signals from each of n_T transmitters. R and T are normalized such that $\text{Tr}\{T\} = n_T$ and $\text{Tr}\{R\} = n_R$. The factorization in Eq. 1 of the receiver and transmitter information reflects the dominance of the ladder terms: only the segments near the antennas contribute a net phase, so only local information about the antennas is relevant. Furthermore, under general circumstances, T can be expressed in terms of the response $\chi_i(\hat{\mathbf{k}}, \hat{\epsilon})$ of antenna i to an incoming plane wave in direction $\hat{\mathbf{k}}$ with polarization $\hat{\epsilon}$ and a weight function $w(\hat{\mathbf{k}}, \hat{\epsilon})$ giving the fraction of incident power in that direction with that polarization:

$$T_{ij} \propto \int d\hat{\mathbf{k}} \sum_{\hat{\epsilon}} w(\hat{\mathbf{k}}, \hat{\epsilon}) \chi_i(\hat{\mathbf{k}}, \hat{\epsilon}) \chi_j^*(\hat{\mathbf{k}}, \hat{\epsilon}). \quad (2)$$

R is defined similarly.

Having summarized the coherent diffusion results that we will need, we now turn to considering information-theoretic quantities. While there are many such quantities that one could study with the diffusive techniques outlined above, for concreteness we focus on a problem of relevance to wireless communication applications (2 - 4, 12, 13). We assume that: (a) the receiver knows G , but the transmitter does not, (b) the noise at each receiving antenna has the same power N and is Gaussian uncorrelated, and (c) after a long time, the entire space of possible G matrices is explored as the environment changes, subject to the statistical properties of Eq. 1. Under these circumstances, the maximum time averaged information transfer rate is given by the so-called capacity, formally defined in (14), given by (2 - 4)

$$C = \max_Q \langle \text{Tr} \{ \log_2 [I_{n_R} + \frac{1}{N} G Q G^\dagger] \} \rangle \quad (3)$$

where I_{n_R} is the $n_R \times n_R$ unit matrix and Q is the non-negative-definite $n_T \times n_T$ covariance matrix describing the correlations between the signals from the transmitter antennas. Here, the angled brackets again indicate an average over realizations of G with correlations defined by Eq. 1. With the normalization of G given above, the constraint on the maximum power transmitted yields the condition $\text{Tr}[Q] \leq n_T$. For a fixed covariance Q , the maximum information transfer rate is given by the same expression only without the \max_Q in front. Maximization over Q then gives the capacity of the channel.

The assumptions (a)-(c) given above are appropriate for certain real world systems, and have been previously studied (3, 4). Assumption (a) is appropriate if the transmitter occasionally sends known signals so the receiver

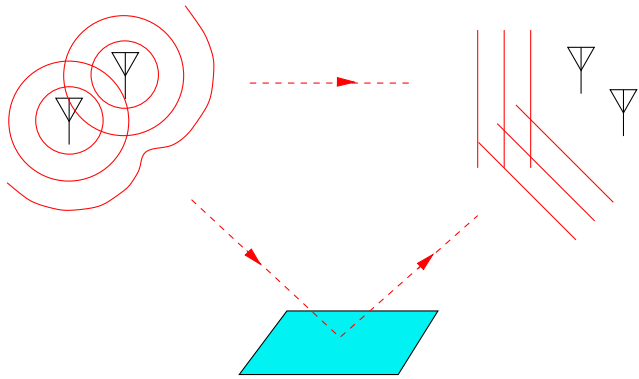


FIG. 1. Transmitter and receiver antenna arrays in the presence of a single scatterer (mirror). Electromagnetic waves interfere at both transmitter and receiver antennas. The presence of the scatterer introduces an additional path of wave propagation between the two arrays and thereby additional interference at both ends. As a result, the receiver can resolve the individual signals from the two different transmitting antennas.

can determine G , and if G changes slowly enough that the channel needs to be probed only very occasionally. We also assume that the receiver cannot send information about G back to the transmitter. Assumption (c), while necessary to make Eq. 3 formally correct, is not too important in practice for systems with a large number of antennas where the maximum information transfer rate for a given Q is strongly peaked about its average value (3, 15).

An important implication of Eq. 3, recently pointed out in (3, 4), is that if the environment is sufficiently multipath, the capacity increases linearly with the number of antennas even when the total transmitted power is fixed, greatly exceeding the capacity of line-of-sight propagation. This result may seem surprising since scattering may reduce the received signal. However, the scattering also produces many independent paths which interfere at both the transmitter and receiver. This interference can be exploited by placing several antennas at both ends in order to increase the capacity. We now illustrate this dramatic result with a simple example.

Consider the case of two antennas at each end and assume that a single scatterer (a mirror) is at some point between the two arrays (Fig. 1). Here and throughout this paper the Fresnel limit will be assumed: the size of the transmitter and receiver arrays, is much smaller than $\sqrt{\lambda d}$. In the absence of scattering there is only line-of-sight propagation. Due to the small effective aperture of the receiving array, it is impossible to resolve the different transmitting antennas. Thus, the capacity is the same as if there were only one transmitter and one receiver antenna, except that the noise level is reduced by a factor of 2 since it is averaged over 2 receivers. Mathematically, this corresponds to G being a rank one matrix, indicating only one channel of communication. Including the mirror, the signal received is now the sum of the direct line-of-sight and the scattered amplitudes. If the two incoming waves are at very different angles, then the

aperture of the receiving array is sufficient to resolve the two waves separately. It is thus possible to distinguish the two signals originating from the two transmitters. Now, G is of rank two so there are two nonzero terms (two channels) in Eq. 3, roughly doubling the capacity.

Foschini and Gans argue (3) that for many scatterers, it is possible for G to become of full rank (13) such that the capacity is proportional to the number of antennas. An increase in capacity can thus be obtained even if S/N is reduced by scattering since this latter effect reduces the capacity only logarithmically. In order to derive their results, they assume that G is a random matrix with completely uncorrelated elements. Their situation (fully uncorrelated matrix elements) corresponds to R and T being identity matrices in Eq. 1 so that the optimal Q in Eq. 3 is identity also. This yields, in fact, an upper bound on the capacity which can be realized only in very special circumstances.

We now generalize the results of Foschini and Gans (3) to situations with nontrivial correlations (R and T not identity) which actually occur in real systems. The capacity (14) defined by Eq. 3 with such nontrivial correlations has never been considered previously. These correlations (nontrivial T and R) indicate some redundancy in both the transmitter and receiver arrays thus reducing the capacity.

Surprisingly, we find that the capacity (Eq. 3) can be evaluated analytically for a large number of antennas using replica field theory extensively applied in statistical physics (10) once T and R are known (that is given $\langle G_{i\alpha} G_{j\beta}^* \rangle$). The result of this approach is a set of algebraic equations for the capacity in terms of the eigenvalues of R and T which will be described in detail elsewhere. In contrast, attempting to evaluate Eq. 3 numerically by generating realizations of G with appropriate covariance would be quite difficult since one must then maximize over Q .

We now analyze illustrative situations involving scattering media. The simplest case is when scalar waves are considered and the antennas are deep inside a uniform and isotropic scattering medium with mean free path large compared to the size of the arrays. In addition, if we assume that the antennas are ideal, making a perfect measurement of the field at one point without distorting it in any way, then $\chi_i(\hat{\mathbf{k}}) = \exp(ik_0\hat{\mathbf{k}} \cdot \mathbf{r}_i)$ (no $\hat{\mathbf{e}}$ appears for scalar waves). Due to isotropy, $w(\hat{\mathbf{k}}) = 1$, and thus using Eq. 2, we obtain $T_{ij} = f(k_0|\mathbf{r}_i - \mathbf{r}_j|)$ and $R_{\alpha\beta} = f(k_0|\mathbf{r}_\alpha - \mathbf{r}_\beta|)$ with $f(x) = \sin(x)/x$ where $k_0 = 2\pi/\lambda$ and \mathbf{r}_i are the antenna positions. When the antennas are separated by multiples of $\lambda/2$, all antennas of each array on a straight line, there are no correlations, and R and T are unit matrices as assumed by Foschini and Gans. Any other configuration has nontrivial correlations and therefore lower capacity.

An important consequence of the form of the correlation matrices is the scaling of the capacity with the number of antennas. In the limit of a large periodic array of antennas, the eigenvectors of T and R are plane-waves (by Bloch's theorem) so one can find the eigenvalues an-

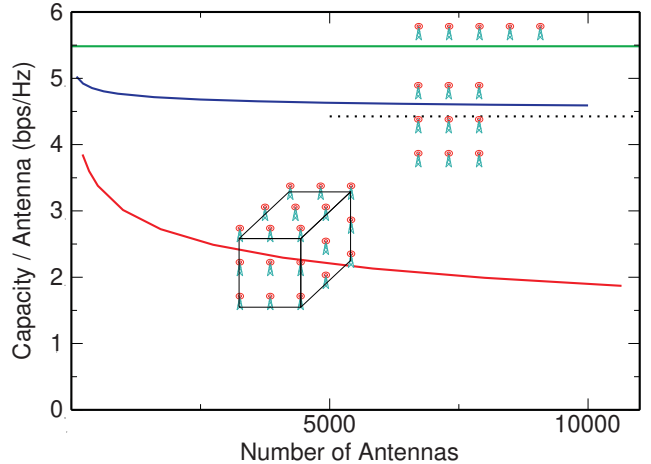


FIG. 2. Information capacity per antenna (bits per second per Hertz) between identical antenna arrays in a uniform isotropic medium as a function of the number of antennas, for three representative situations. In all cases the nearest neighbor distance is $\lambda/2$, the signal to noise ratio is 100, and we have considered scalar waves. **Top:** Linear arrays of antennas. In this configuration the antennas are completely uncorrelated, yielding the maximal capacity per antenna, $C/n = 5.483$ bps/Hz/antenna for this signal to noise ratio. **Middle:** Square arrays. The asymptotic value of the capacity per antenna is predicted to be 4.43 bps/Hz/antenna. Note the slow convergence of the capacity per antenna to its asymptotic value; this effect is due to the slow decay of correlations ($f(x)$) of antennas at large distances. **Bottom:** Cubic arrays. Here the capacity per antenna decays as $n^{-1/3}$ up to log corrections since only the surface layer of antennas contributes to the information capacity.

alytically. When antennas are placed on a one or two dimensional array (Fig. 2), the capacity is proportional to the antenna number. However, when they are placed in a three dimensional array, the capacity scales as $n^{2/3}$ up to a logarithm, not linearly. The model of a scattering medium discussed above gives an intuitive interpretation of this result: a finite thickness of antennas on the surface is sufficient to resolve the incoming waves from the transmitting antennas; additional antennas in the interior are redundant. Therefore the optimal Q is such that less power is transmitted from these interior antennas.

As a second example we consider ideal dipole antennas and vector electromagnetic waves. The average power propagating is the same as for scalar waves, since vectorial diffusion (non-zero spin) decays exponentially (11). The correlation matrices are now given by using $\chi_i(\hat{\mathbf{k}}, \hat{\mathbf{e}}) = (\hat{\mathbf{p}}_i \cdot \hat{\mathbf{e}}) \exp(ik_0\hat{\mathbf{k}} \cdot \mathbf{r}_i)$ in Eq. 2, where $\hat{\mathbf{p}}_i$ is the polarization of antenna i . From the resulting expression, one finds that if antennas are positioned on a straight line with polarization at an angle $\theta = 54.73^\circ$ ($\cos^2\theta = \frac{1}{3}$) with respect to that line, the correlations again vanish when antenna separations are multiples of $\lambda/2$. In this case, then, the ideal situation of Foschini and Gans is again realized; however, for any other angle, correlations play a role even if the antennas are separated by half wavelengths.

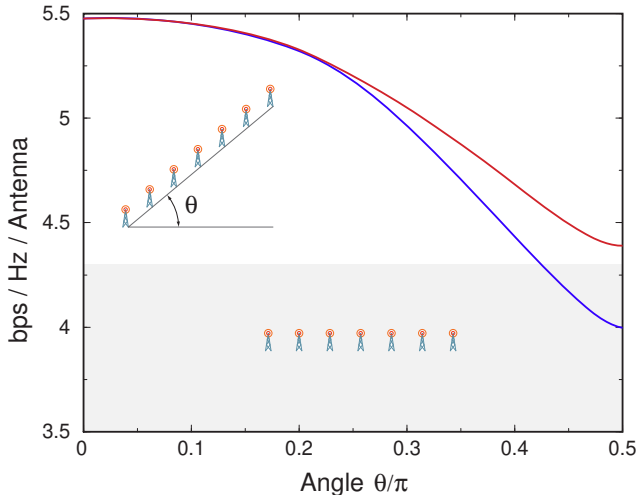


FIG. 3. Maximum information transfer rate per antenna (bits per second per Hertz) between two 1-dimensional 50 antenna arrays with one placed deep inside a half-infinite diffusive medium (with antenna spacing $.5\lambda$) and the other above it (with spacing 0.6λ) at an angle θ to the surface. Lower curve corresponds to the maximum transfer rate for transmission signal covariance Q_{ij} equal to δ_{ij} . Upper curve is the information capacity, optimizing over Q in Eq. 3. The signal to noise ratio is again 100 and scalar waves are treated. Because the scattered signal approaches the antennas from only one side (the diffusive medium), the correlations in the perpendicular direction cannot become destructive. As a result, the correlations can only be minimized when all the antennas are positioned at the same height from the surface. Thus, the maximum 5.478 bps/Hz/antenna occurs at $\theta = 0$, when the array is parallel to the surface dividing the diffusive region from free space. Note that optimization over Q becomes more important when θ increases and there is higher antenna redundancy.

The simplest case in which the geometry of the environment is taken into account is a half-infinite diffusive 3-dimensional region without any scattering in the other half space (Fig. 3). This is a first approximation to modeling electromagnetic propagation in a city of high-rise buildings. When either of the arrays is close to the surface of the diffusive region, the correlations between antennas become qualitatively different. Specifically, when one antenna array is outside while the other is deep inside the scattering medium, $w(\hat{\mathbf{k}}) = (\hat{\mathbf{k}} \cdot \hat{\mathbf{z}})\Theta(\hat{\mathbf{k}} \cdot \hat{\mathbf{z}})$ for the outside antenna array (for either scalar or vector waves) where $\hat{\mathbf{z}}$ is the normal to the interface and Θ is the Heaviside step function. Surprisingly, the maximum capacity is achieved by pointing the transmitter directly into the diffusive medium rather than at the receiver!

We close by pointing out several simple extensions which make these methods applicable to a wide variety of realistic situations. First, more realistic modeling of the scattering medium could take into account scatterers that are not small compared to the wavelength. A concrete example is the scattering off walls inside a building where the scattering is highly anisotropic (9). This case can be analyzed within our framework; however, the cor-

relations no longer have the simple factorized form Eq. 1.

Second, more realistic antennas can be treated by simply inserting appropriate functions $\chi_i(\hat{\mathbf{k}}, \hat{\mathbf{e}})$ in Eq. 2. Even for nontrivial antennas, these functions can be either determined numerically or measured experimentally. In this way, both practical antenna designs and the effects of antenna interactions can be included.

Finally, we can consider the case where the transmitter also has knowledge of G . In this case, the capacity will be greater. Here, the averaging over G occurs after optimizing over Q , a process known as “water-filling” (2). This case can also be handled within our framework.

-
- [1] T. S. Rappaport, *Wireless Communications, Principles and Practice* (Prentice Hall, New Jersey, 1996).
 - [2] T. M. Cover and J. A. Thomas, *Elements of Information Theory* (Wiley, New York, 1991); S. Kullback, *Information Theory and Statistics* (Wiley, New York, 1959).
 - [3] G. J. Foschini and M. Gans, *Wireless Personal Communications* **6**, 311-335 (1998).
 - [4] I. E. Telatar, Bell Labs Memo, BL011217-950615-07TM, xdvi accepted for publication in *European Transactions on Telecommunications*.
 - [5] C. E. Shannon, *Bell Sys. Tech. Journal*, **27**: 379-423, 623-656 (1948).
 - [6] B. L. Altshuler, P. A. Lee and R. A. Webb (eds), *Mesoscopic Phenomena in Solids* (North Holland, New York, 1991); E. Akkermans, G. Montambaux, J.-L. Pichard, and J. Zinn-Justin (eds), *Mesoscopic Quantum Physics* (Elsevier, New York, 1995).
 - [7] M. J. Stephen, in Altshuler, et al. Ref. 6.
 - [8] M. C. W. van Rossum and Th. M. Nieuwenhuizen, *Rev. Mod. Phys.* **71**, 313 (1999).
 - [9] D. Ullmo and H. U. Baranger, *IEEE Trans. Veh. Tech.* **48**, 947-955 (1999).
 - [10] A. M. Sengupta and P. P. Mitra, *Phys. Rev E* **60**, 3389 (1999).
 - [11] M. J. Stephen and G. Cwilich, *Phys. Rev. B* **34**, 7564 (1986).
 - [12] E. Biglieri, J. Proakis, and S. Shamai (Shitz), *IEEE Trans. Inf. Th.* **44**, 2619 (1998).
 - [13] J.G. Foschini, M. Gans, D. Shiu and J.M. Kahn, to appear in *IEEE Transactions on Communications*.
 - [14] Formally, we pose this information theory problem as follows. The received signal vector is $y = Gx + \eta$ where x is the transmitted vector and η is the noise vector. Thus, the channel is defined by $p(\{G, y\}|x) = p(G)p(y|\{G, x\})$ where $p(G) \propto \exp(-\frac{\alpha}{25} \text{Tr}[GT^{-1}G^\dagger R^{-1}])$ gives G the proper statistics as defined by Eq. 1, and $p(y|\{G, x\}) \propto \exp(-\frac{1}{2N}|y - Gx|^2)$ describes independent noise of average power N in each component of η . The capacity as shown in Eq. 3 is then the mutual information $I(\{G, y\}; x)$ maximized over all possible $p(x)$ transmitted.
 - [15] A. M. Sengupta and P. P. Mitra, Bell Labs Memo 11111-990318-05, submitted to *IEEE Transactions on Information Theory*.

[16] We wish to thank G. J. Foschini, M. Gans and B. I. Halperin for illuminating discussions.