

Establishment of a stable vortex state in the peak effect region in a weakly pinned superconductor CeRu₂

A.A. Tulapurkar^{1*}, D. Heidarian¹, S. Sarkar¹, S. Ramakrishnan¹, A.K. Grover¹, E.
Yamamoto², Y. Haga², M. Hedo³, Y. Inada³ and Y. Onuki^{2,3}

¹ *Department of Condensed Matter Physics and Materials Science, Tata Institute of Fundamental
Research, Colaba, Mumbai 400005, India*

² *A.S.R.C. Japan Atomic Energy Research Institute, Tokai, Ibaraki 319-11, Japan*

³ *Faculty of Science, Osaka University, Toyonaka 560, Japan*

Abstract

We present magnetization data on a weakly pinned CeRu₂ single crystal showing the existence of a stable state of the vortex lattice in the peak effect region. The stable state is achieved by cycling the magnetic field by small amplitude. This stable state is characterized by a unique value of critical current density (J_c), independent of the magnetic history of the sample. The results support the recent model proposed by Ravikumar *et al* [1] on the history dependence of the J_c .

I. INTRODUCTION

The critical current density J_c of a type II superconductor usually decreases monotonically with increasing H or T . However, in weakly pinned superconductors, the interplay between the intervortex interaction and the flux pinning produces an anomalous peak in J_c

*E-mail:ashwin@tifr.res.in

before it decreases to zero at the superconductor-normal phase boundary ($H_{c2}/T_c(H)$ line) [2]. This effect is known as the Peak Effect (PE) and it signifies that the vortex phase undergoes a transition from an ordered phase to a disordered phase [2–4].

The PE in weakly pinned superconductors is accompanied by metastable vortex states. Each metastable vortex configuration is characterized by a different J_c , which depends on the thermomagnetic history of the superconductor. Bean’s critical state model (CSM), which is usually used to describe the hysteretic magnetic response of the superconductors assumes a unique value of J_c , independent of the thermomagnetic history [5]. Therefore, it fails to account for the magnetic properties of superconductors in the PE region. Recently, Ravikumar et al proposed a model to explain the history dependence of the critical current density [1]. This model postulates a stable state of vortex lattice with a critical current density J_c^{st} determined uniquely by the field and temperature, independent of the past magnetic history. This stable state can be reached from any metastable vortex state by cycling the applied field by small amplitude.

We report here the results of an investigation of the stable state in the PE region in a single crystal sample of CeRu₂.

II. PHENOMENOLOGICAL MODEL FOR HISTORY EFFECTS AND METASTABILITY IN WEAKLY PINNED SUPERCONDUCTORS

Ravikumar *et al* have proposed a model for the history dependence of the critical current density [1]. An important assumption of this model is the existence of a stable vortex state with a critical current density J_c^{st} which is unique for a given temperature and field. They postulated the following equation to describe how the vortex state evolves from one configuration to other:

$$J_c(B + \Delta B) = J_c(B) + (|\Delta B|/B_r)(J_c^{st} - J_c) \quad (1)$$

B_r is a macroscopic measure of the metastability and describes how strongly J_c is history dependent. Physically, we may imagine that in the absence of thermal fluctuations, it is the

change in local field B that can move the vortices from their metastable configuration to a nearby stable state. It can be seen from the above equation that a metastable vortex state with $J_c \neq J_c^{st}$ can be driven into the stable state by cycling the field by small amplitude.

III. EXPERIMENTAL RESULTS AND DISCUSSION

DC magnetization measurements have been carried out using a 12 Tesla Vibrating Sample Magnetometer (VSM) [Oxford Instruments, U.K.] on a single crystal sample of CeRu₂ ($T_c \sim 6.2$ K). The sample was vibrated with an amplitude of 1.5 mm and a frequency of 55 Hz. The dc field was swept at rate of 0.02 Tesla/min., while recording the magnetization hysteresis loops at 4.5 K. All the measurements were carried out by cooling the sample to 4.5 K and then applying the magnetic field (ZFC mode). Fig. 1 shows the hysteresis loop, constituting M vs. H curve in the increasing (forward) and decreasing (reverse) field cycles (envelope curve). According to Bean's critical state model, this hysteresis in magnetization $\Delta M(H) = M(H \uparrow) - M(H \downarrow)$ provides a measure of the critical current density ($J_c \propto \Delta M$) [6]. Thus, an anomalous increase in the width of the hysteresis loop is a distinct indicator of the occurrence of the PE. We identify H_{pl}^+ as the onset field of the PE on the forward leg, where M begins to decrease sharply. The onset field for the PE on the reverse leg is marked as H_{pl}^- which is less than H_{pl}^+ . The field where the magnetization hysteresis bubble is the widest identifies the peak field H_p and the collapse of the hysteresis loop locates the irreversibility field H_{irr} , above which the critical current density falls below the measurable limit of the method used.

Fig. 1 also shows the minor hysteresis loops (MHL) starting from both forward and reverse legs recorded at different fields within the PE region. As per CSM, all the MHLs are expected to lie within the envelope curve and saturate by reaching the envelope curve. However, it can be seen from the Fig. 1 that the MHL starting from a point $H_{pl}^+ < H < H_p$ on the forward cycle saturate without meeting the reverse curve although they remain well within the envelope curve. On the other hand, MHLs starting from a point $H_{pl}^- < H < H_p$

on the reverse curve overshoot the forward curve. These observations can not be understood within the CSM and indicate that J_c is magnetic history dependent over some part of the PE region. Moreover, they also imply that the critical current density in the forward cycle (J_c^{for}) is less than the critical current density in the reverse cycle (J_c^{rev}). Using the saturation points of the MHLs, magnetization hysteresis loops corresponding to J_c^{for} and J_c^{rev} can be generated. J_c^{for} and J_c^{rev} can be obtained from the width of the hysteresis loops. (See Fig. 4)

In Fig. 2, we show the MHLs obtained by repeatedly cycling the field starting from 2 points ($H_{pl}^- < H < H_p$) on the reverse cycle. The cycling amplitude ΔH is chosen such that it is above the threshold field required to reverse the direction of shielding currents throughout the sample. From the Fig. 2, it is clear that the MHLs show shrinkage with field cycling and after few field cycles, the MHLs retrace each other indicating that J_c does not change further with field cycling. We, therefore, conclude that the vortex state is in a stable configuration. On the forward cycle, the MHLs ($H_{pl}^+ < H < H_p$) show expansion with field cycling and finally the MHLs retrace each other indicating the stable vortex state. Fig. 3 shows the stable magnetization hysteresis loop obtained from the stable MHLs. The critical current density in the stable state (J_c^{st}) can be obtained from the width of the stable state hysteresis loop. Fig. 4 shows the critical current density in the forward and reverse cycles and in the stable state. It can be seen that they follow the relation: $J_c^{rev} > J_c^{st} > J_c^{for}$.

IV. CONCLUSIONS

In this paper, we have studied different metastable vortex configurations in the PE region of the weakly pinned CeRu₂. These states have been characterized by different values of critical current densities, which were obtained by magnetization measurements. As an important part, we have shown the existence of a stable state of the vortex array in the PE region, which is achieved by cycling the field by small amplitudes.

REFERENCES

- [1] G. Ravikumar, K. V. Bhagwat, V. C. Sahani, A. K. Grover, S. Ramakrishnan and S. Bhattacharya, Phys. Rev. B **61** (2000) R6479.
- [2] M. J. Higgins and S. Bhattacharya, Physica C **257** (1996) 232 and references therein.
- [3] S. S. Banerjee, N. G. Patil, S. Saha, S. Ramakrishnan, A. K. Grover, S. Bhattacharya, G. Ravikumar, P. K. Mishra, T. V. C. Rao, V. C. Sahni, M. J. Higgins, E. Yamamoto, Y. Haga, M. Hedo, Y. Inada and Y. Onuki, Phys. Rev. B. **58** (1998) 995.
- [4] P. L. Gammel, U. Yaron, A.P. Ramirez, D.J. Bishop, A. M. Chang, R. Ruel, L.N. Pfeiffer and E. Bucher, Phys. Rev. Lett. **80** (1998) 833.
- [5] C. P. Bean, Phys. Rev. Lett. **8** (1962) 250; Rev. Mod. Phys. **36** (1964) 31.
- [6] W. A. Fietz and W. W. Webb, Phys. Rev. **178** (1969) 657.

FIGURES

FIG. 1. Magnetization hysteresis loop in the PE region at 4.5 K. Panel (a) shows the minor hysteresis loops (MHLs) starting from the forward leg and panel (b) shows MHLs starting from the reverse leg.

FIG. 2. Minor hysteresis loops obtained by cycling the field in the PE region starting from 2 points on the reverse leg. The inner most MHL corresponds to the stable state.

FIG. 3. Magnetization hysteresis loop of CeRu₂ in the PE region at 4.5 K (continuous line). Dotted line is the saturated magnetization curve obtained after repeated field cycling (magnetization of the stable state)

FIG. 4. Critical current densities J_c^{for} and J_c^{rev} in the increasing and decreasing field cases respectively (continuous line). Dotted line shows the stable state critical current density.

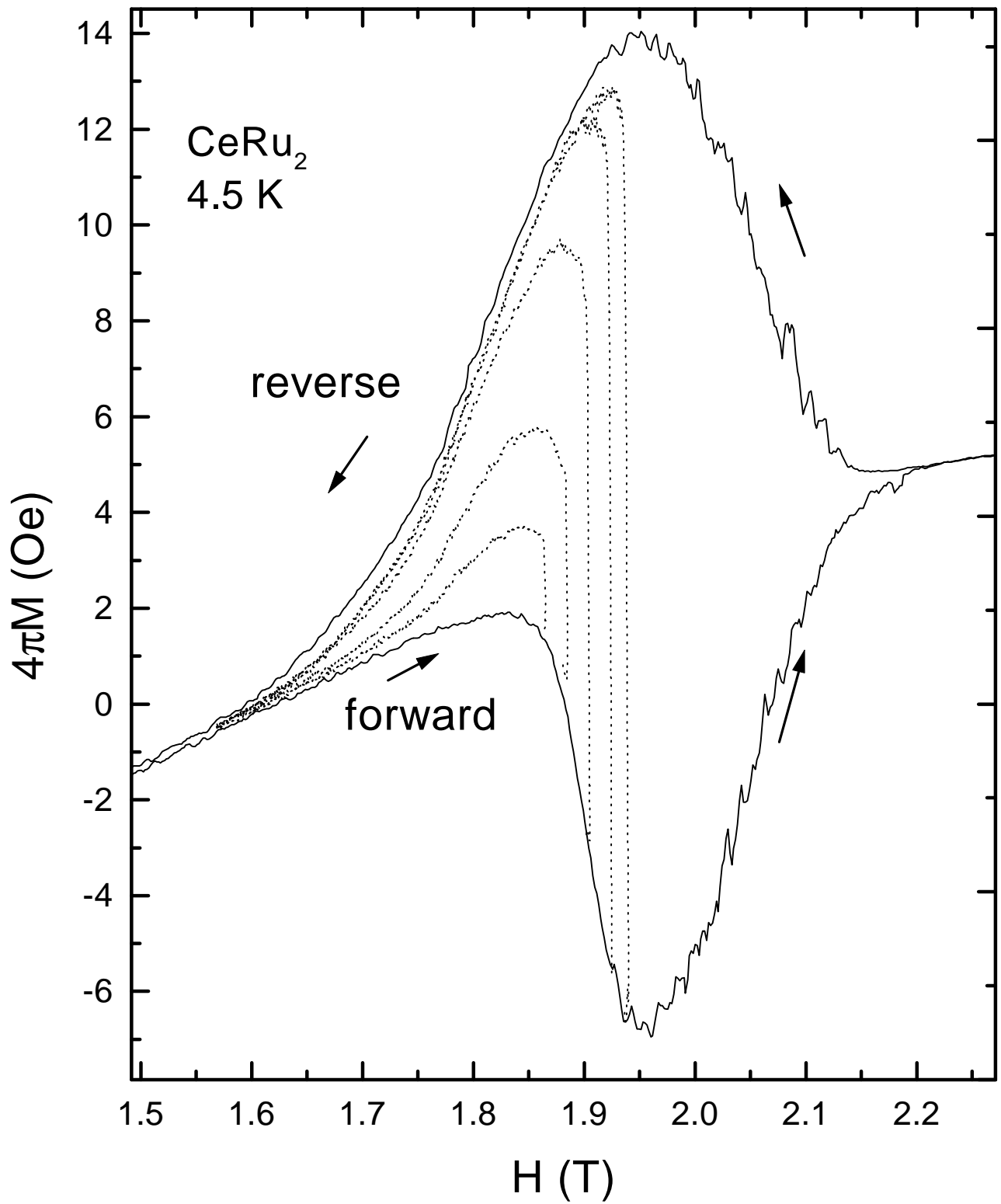


Fig. 1(a) Tulapurkar et al

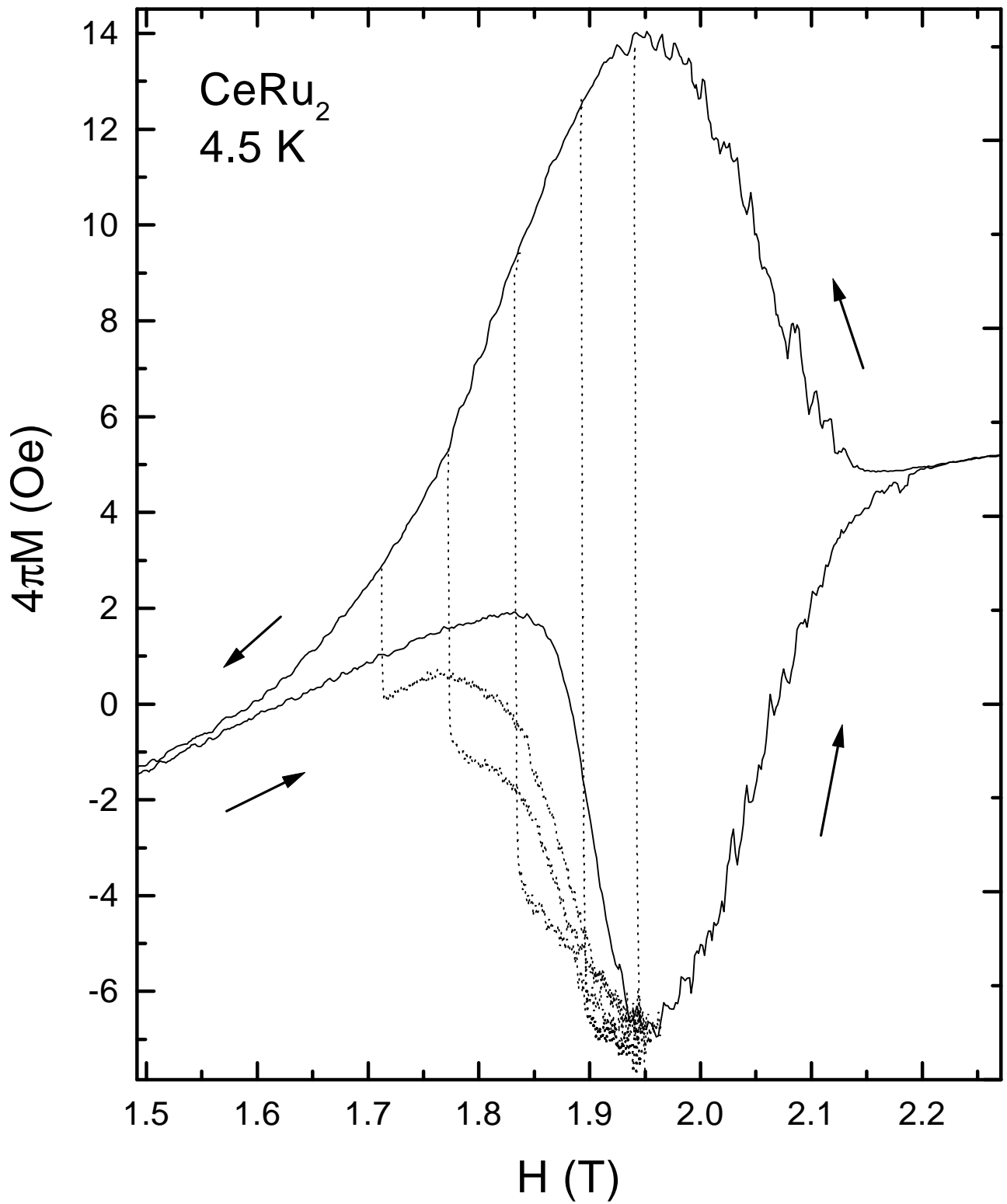


fig 1(b) Tulapurkar etal

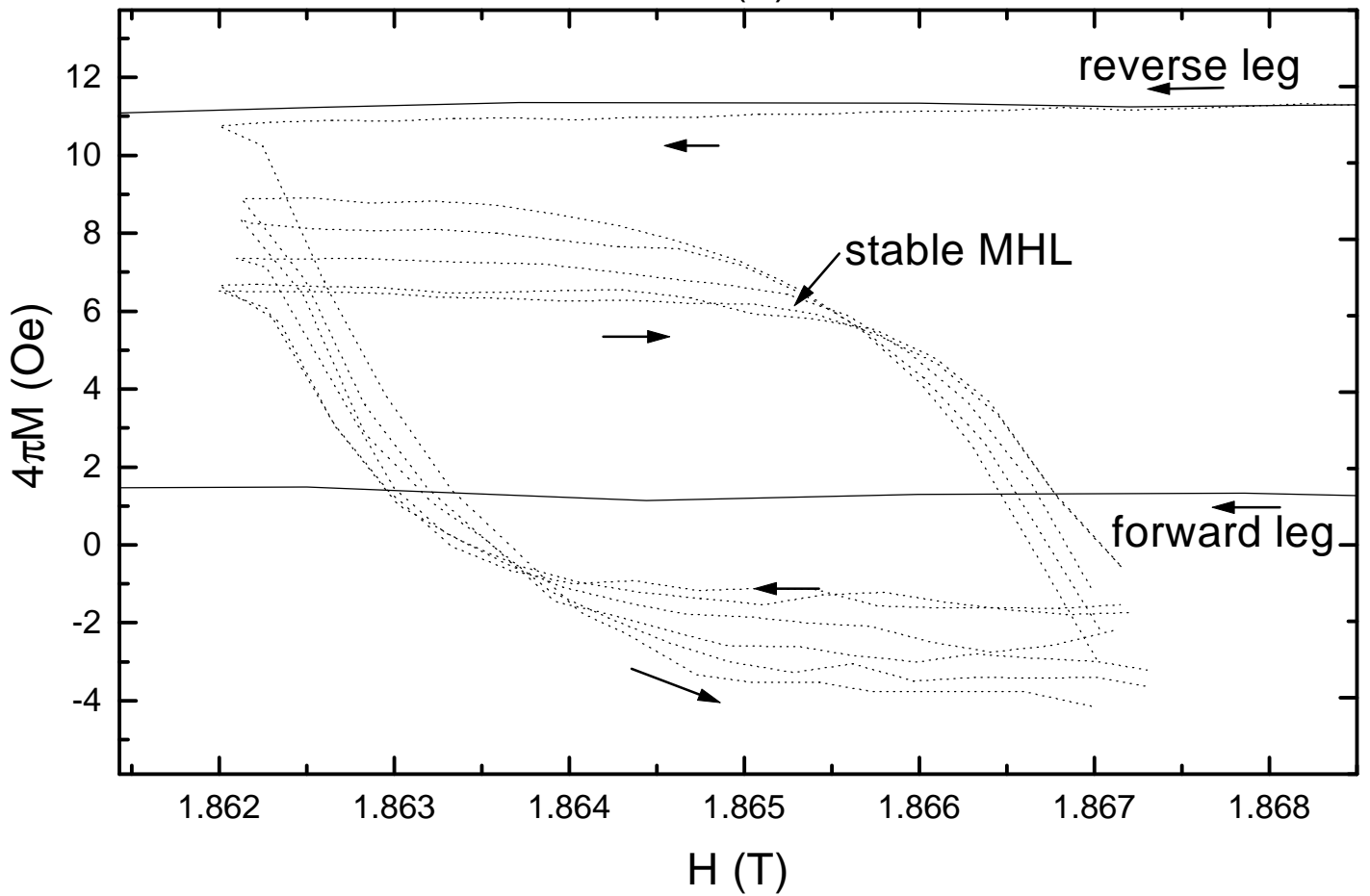
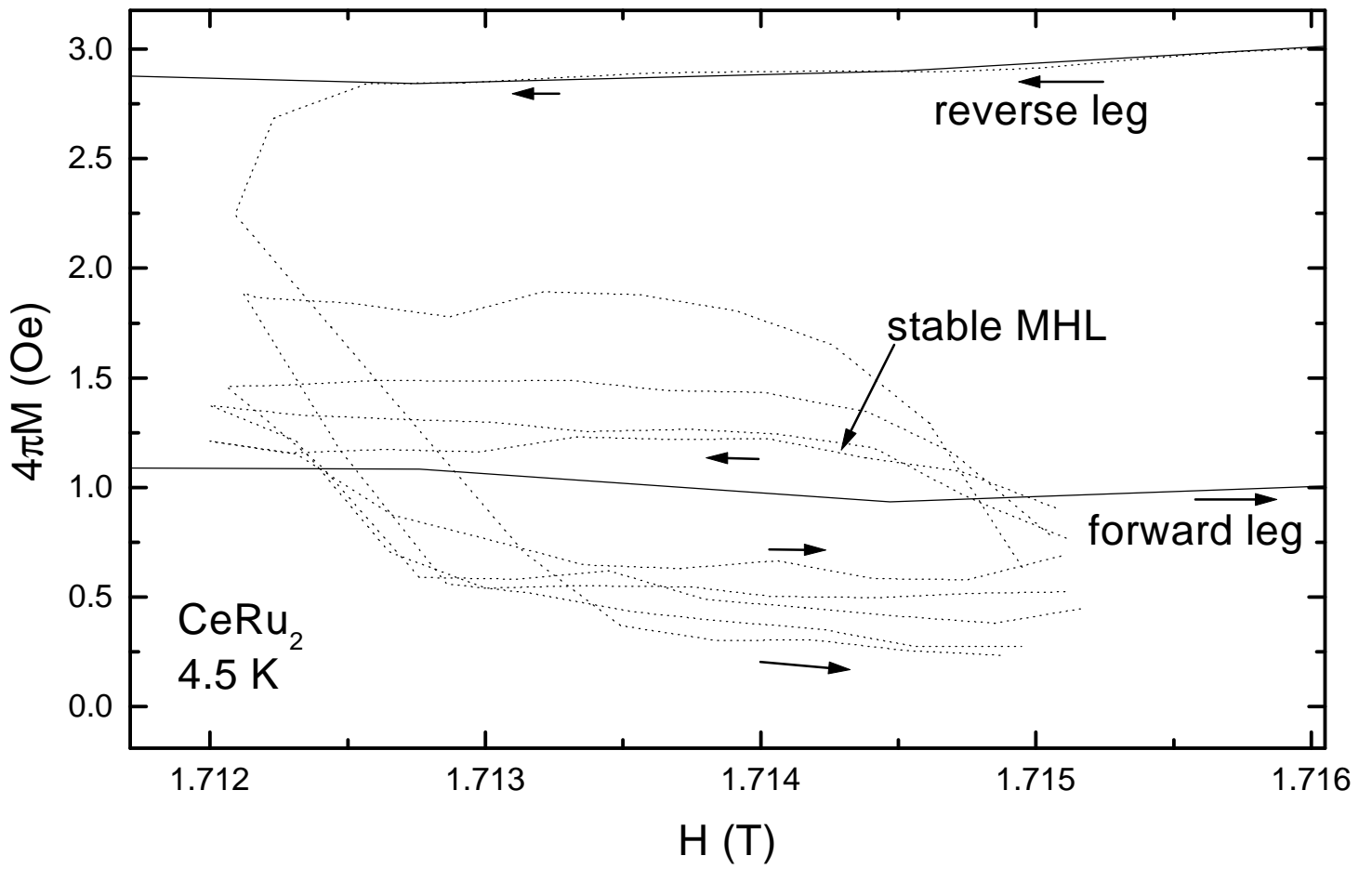


fig 2 Tulapurkar etal

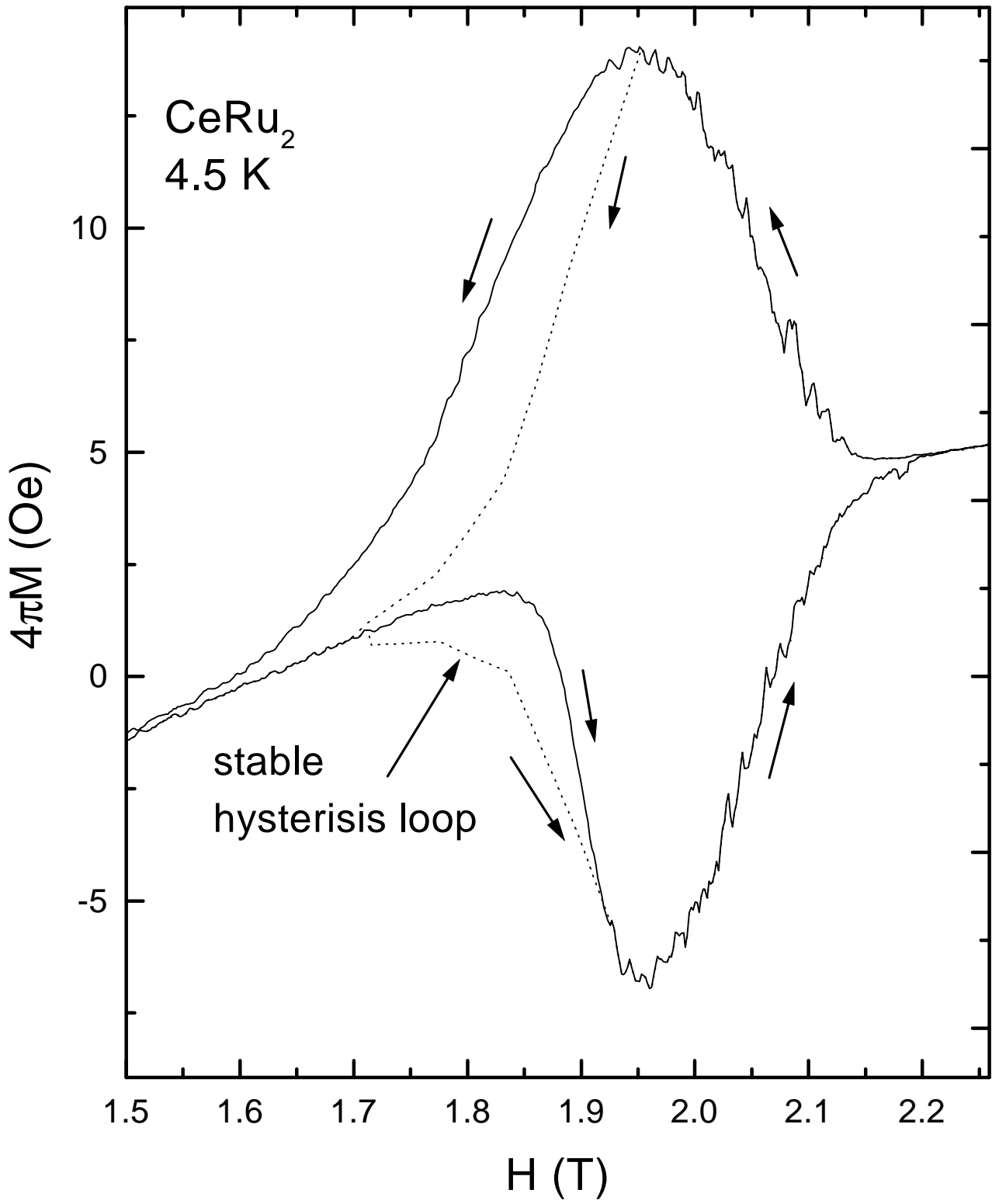


fig 3 Tulapurkar etal

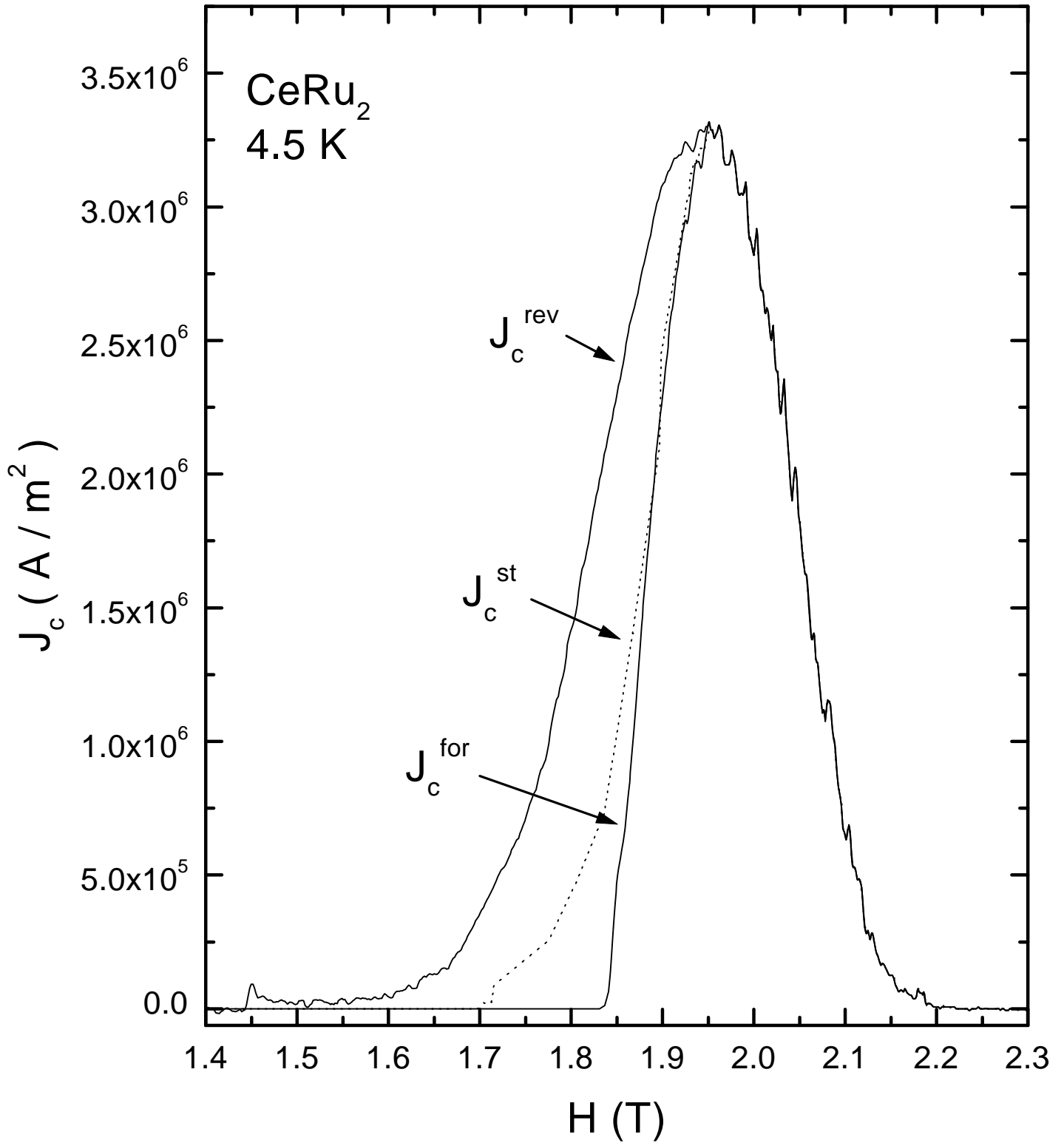


fig 4 Tulapurkar etal