

Finite-wavevector phonon coupling to degenerate electronic states in $\text{La}_{2-x}\text{Sr}_x\text{CuO}_4$.

V.V.Kabanov and D.Mihailovic

Jozef Stefan Institute, Jamova 39, 1000 Ljubljana, Slovenia

Abstract

We consider finite- k electron-phonon coupling appropriate for a superconductor with a very short coherence length and local intersite pairs. From group theoretical analysis we find that $k \neq 0$ phonons can couple to degenerate electronic states in $\text{La}_{2-x}\text{Sr}_x\text{CuO}_4$ and a Jahn-Teller-like distortion is found to be operative for E_u and E_g -symmetry O states. Experimentally observed anomalies in inelastic neutron scattering, ESR and EXAFS are found to be consistent with such an interaction of the τ_1 symmetry Σ -point mode with the planar O p_x and p_y states. The proposed interaction is found to naturally facilitate symmetry breaking associated with pairing and/or stripe formation.

I. INTRODUCTION

The existence of local intersite pairs in cuprate superconductors is inferred from the very short coherence lengths in these materials, which is in turn determined from measurements of H_{c2} . Given that the pair dimensions d cannot exceed the coherence length, i.e. $d \lesssim \xi$, we may infer that any possible lattice distortions associated with pairing have a finite range, defined by the extent of the pair $\sim d$. However, the particular form of the electron-phonon interaction leading to these distortions and particular type of phonon mode responsible for pairing should be determined from experiments. According to inelastic neutron scattering data a large (30%) anomaly in τ_1 phonon mode corresponding to the $(\zeta, 0, 0)$ direction has been observed in a number of doped cuprates (but not in the parent compound) [1].

The observed anomaly takes place at an incommensurate wavevector and is suggested to be associated with pairing and/or stripe formation. The electron phonon interaction can then be written in the form:

$$g(k_0, \mathbf{k}) = g_0 / ((k - k_0)^2 + \gamma^2) \quad (1)$$

where g_0 is a constant describing the strength of coupling, k_0 defines the wavevector associated with the interaction and its range in k -space, while γ defines its width. In this paper we analyse the $e - p$ coupling of phonon modes with $k \neq 0$ using group theory applicable to $\text{La}_{2-x}\text{Sr}_x\text{CuO}_4$ and discuss the relevant phonon modes by examining the available experimental data from neutron diffraction, ESR and EXAFS. We find that the experimentally observed features can be described by the coupling of a τ_1 - symmetry in-plane O-mode along the Σ direction to holes occupying E_g or E_u - symmetry planar O states.

II. E-P COUPLING

The Brillouin zone (BZ) corresponding to the tetragonal point group D_{4h} applicable for $\text{La}_{2-x}\text{Sr}_x\text{CuO}_4$ is shown in Figure 1. To consider local pairs and/or stripes forming along the Cu-O bond direction or along 45° to it, we need to consider the Σ and the Δ points,

corresponding to the $(\zeta, 0, 0)$ and $(\zeta, \zeta, 0)$ directions respectively. The special symmetry points (Γ, X and M etc.) give rise to commensurate stripes [2].

Before proceeding with analysis of the e-p coupling for the case of general k , it should be pointed out since the symmetrised cross product of the representations at the Γ point,

$$[E_u \times E_u] = [E_g \times E_g] = A_{1g} + B_{1g} + B_{2g} \quad (2)$$

the electrons can couple only with A_{1g} modes (there are no B_{1g} and B_{2g} at the Γ point of $\text{La}_{2-x}\text{Sr}_x\text{CuO}_4$). (There are two such modes in D_{4h} and are associated either with apex oxygen $O(2)$ ions or La ions.) These do not lead to any symmetry breaking. It follows that stripe formation or further symmetry breaking cannot be associated with the Γ point ($k = 0$), but can only be *associated with finite* \mathbf{k} . For the case of tetragonal symmetry, this corresponds to the Σ and the Δ points in the BZ.

A. Coupling to non-degenerate states

Since the Σ and Δ points have a four pronged star, we propose the following form of coupling to electrons in single non-degenerate electronic states:

$$H_{int} = \sum_{\mathbf{l}, s} n_{\mathbf{l}, s} \sum_{k_0=1}^4 \sum_{\mathbf{k}} g(k_0, \mathbf{k}) \exp(i\mathbf{k}\mathbf{l})(b_{-\mathbf{k}}^\dagger + b_{\mathbf{k}}) \quad (3)$$

where \mathbf{l} is the site label and

$$g(k_0, \mathbf{k}) = g / ((k - k_0)^2 + \gamma^2) \quad (4)$$

where k_0 are the 4 wavevectors corresponding to the prongs of the star associated with stripe (pair) formation. We should stress that in this case the nondegenerate electronic states are associated with p_z -orbitals of planar oxygens which transform as A_{2u} or B_{2u} . The Hamiltonian above on its own does not lead to symmetry breaking, but phase separation can in principle still take place as a result of competition of short-range attraction and long-range Coulomb repulsion forces. However, the symmetry of both phases would be the same.

B. Coupling to degenerate states (Jahn-Teller-like coupling)

A more interesting case arises when two-fold degenerate levels (for example the two E_u states corresponding to the planar O p_x and p_y orbitals or the E_u and E_g states of the apical O) interacts with $k \neq 0$ phonons. Again, we are interested in the phonons which lead to symmetry breaking and allow the formation of stripes. The invariant form of Hamiltonian has a simple form for phonons which transforms as the τ_1 representations of the group of wave-vector G_k . Taking into account that E_g and E_u representations are real and Pauli matrices σ_i corresponding to the doublet of E_g or E_u transform as A_{1g} ($k_x^2 + k_y^2$) for $\sigma_0 = \begin{pmatrix} 1 & 0 \\ 0 & 1 \end{pmatrix}$, B_{1g} ($k_x^2 - k_y^2$) for $\sigma_3 = \begin{pmatrix} 1 & 0 \\ 0 & -1 \end{pmatrix}$, B_{2g} ($k_x k_y$) for $\sigma_1 = \begin{pmatrix} 0 & 1 \\ 1 & 0 \end{pmatrix}$, and A_{2g} (s_z) for $\sigma_2 = \begin{pmatrix} 0 & i \\ -i & 0 \end{pmatrix}$ representations respectively, we can construct an invariant form of the Hamiltonian:

$$\begin{aligned}
H_{int} = & \sum_{\mathbf{l},s} \sigma_{0,\mathbf{l}} \sum_{k_0=1}^4 \sum_{\mathbf{k}} g_0(k_0, \mathbf{k}) \exp(i\mathbf{k}\mathbf{l}) (b_{-\mathbf{k}}^\dagger + b_{\mathbf{k}}) + \\
& \sum_{\mathbf{l},s} \sigma_{3,\mathbf{l}} \sum_{k_0=1}^4 \sum_{\mathbf{k}} g_1(k_0, \mathbf{k}) (k_x^2 - k_y^2) \exp(i\mathbf{k}\mathbf{l}) (b_{-\mathbf{k}}^\dagger + b_{\mathbf{k}}) + \\
& \sum_{\mathbf{l},s} \sigma_{1,\mathbf{l}} \sum_{k_0=1}^4 \sum_{\mathbf{k}} g_2(k_0, \mathbf{k}) k_x k_y \exp(i\mathbf{k}\mathbf{l}) (b_{-\mathbf{k}}^\dagger + b_{\mathbf{k}}) \\
& \sum_{\mathbf{l},s} \sigma_{2,\mathbf{l}} S_{z,\mathbf{l}} \sum_{k_0=1}^4 \sum_{\mathbf{k}} g_3(k_0, \mathbf{k}) \exp(i\mathbf{k}\mathbf{l}) (b_{-\mathbf{k}}^\dagger + b_{\mathbf{k}})
\end{aligned} \tag{5}$$

where

$$g_i(k_0, \mathbf{k}) = g_i / ((k - k_0)^2 + \gamma^2) \tag{6}$$

The first term in (5) describes the symmetric coupling and is identical to the non-degenerate case. The second and third terms describe the e-p interaction corresponding to the Σ and Δ directions respectively, while the last term describes the *coupling to spins*.

The proposed interaction (5) on its own results in splitting of the degenerate states (a Jahn-Teller-like effect), breaking tetragonal symmetry and resulting in a local orthorhom-

bic distortion. It can therefore lead to the formation of pairs and stripes with no further interaction. Of course the stability and size of such a distortion will be determined by the balance of short-range attraction and long-range Coulomb repulsion [3].

III. DISCUSSION

To determine the relevant wavevector k_0 applicable in (5) and (6) we need to look at the experimental data. It is well known that for $k_0 = 0$, there are no significant phonon anomalies (in Raman or infrared spectroscopies for example) which can be associated either with T_c or the pseudogap T_p . However, local probe experiments like neutron scattering [1], EXAFS [4] and ESR [5] give a different picture, and point to the existence of sizeable lattice anomalies for $k \neq 0$. The lattice distortions associated with these experimental observations are shown in Figure 2. Particularly the inelastic neutron data (Fig. 2a) should be singled out here because of the unambiguity of the raw data. In these experiments a large renormalisation of phonon frequency is ubiquitously observed along the Σ direction in many cuprates, including 214 and 123 structure superconductors, but *not* in their parent insulators. Moreover, its temperature dependence clearly suggests a connection with pair formation [1].

The phonon τ_1 modes corresponding to the Σ direction which can couple to the electrons are shown in Figure 3. One of these, O(1)1 can be clearly identified as the mode observed in neutron scattering experiments [1] and may thus be indentified as the mode responsible for pairing or stripe formation. We also note that from the experiments, the width in k -space of the anomaly is of the same order as the magnitude.

The interaction given in Eqs.(5) and (6) leads directly to phase segregation of distorted and undistorted domains, where the size of domains is determined by the interplay of short-range attraction and screened Coulomb repulsion as already mentioned [3]. The incommensurability of the interaction leads to modulation of charge density within the stripe. Importantly since the number of charged carriers in the stripe is less than the number of

sites occupied by stripe, we may expect to observe itinerant behaviour in such stripes, i.e. the charge carriers are not localised within the stripe itself. At low doping when screening is reduced, the formation of the stripes of the length 2 (pairs) is most probable, while at lower temperatures and higher doping clearly longer stripes are more probable. These pairs, contrary to the case of the Holstein interaction is more extended in space and its size is governed by k_0 .

IV. CONCLUSION

The central idea that the *pair* is the ground state entity which defines the extent of the e-p interaction leads to an interaction Hamiltonian of degenerate modes with $k \neq 0$ phonons which is suggested to describe the pairing and stripe formation in the cuprates. The splitting of the degeneracy of planar O orbitals gives rise to a deformation either along the bond axes or along the diagonals, depending on which mode is chosen, but inelastic neutron scattering experiments suggest that the important interaction is along the Cu-O bonds, giving rise to an $s + d$ - like form of the interaction as well as coupling to spins via an A_{2g} -symmetry term. Remarkably, the interaction which splits the degeneracy of the O states via a JT-like effect is in spirit, if not in detail similar as was originally suggested by Bednorz and Muller in their original paper on $\text{La}_{2-x}\text{Ba}_x\text{CuO}_4$ [6].

V. FIGURE CAPTIONS

Figure 1. The Brillouin zone of the tetragonal structure corresponding to $\text{La}_{2-x}\text{Sr}_x\text{CuO}_4$. According to experiment, the Σ directions is of relevance for pairing and stripe formation.

Figure 2. The vibrational modes causing the anomalies observed in a) neutron scattering (ref. 1), b) ESR (ref. 4) and c) EXAFS (ref. 3)

Figure 3. a) The wavevectors corresponding to the τ_1 representation at the Σ -point of the point group D_{4h} . Note that the relative magnitude of the displacements shown depends on the value of k_0 . b) The τ_7 mode corresponding to the distortion suggested in ref. 4

(Fig. 2 b) can also be viewed as a linear combination of two τ_1 modes at the Σ -point with different k .

REFERENCES

- [1] R.J.McQueeney et al Phys.Rev.Lett.82 628 (1999) and references therein. The anomaly was originally reported by Pinschovius et al., see for example Physica, 162C-164C (1989) or ibid, 185C-189C 156 (1991).
- [2] The X and M points are relevant for the formation of commensurate stripes near 1/8 doping.
- [3] U.Löw, V.J.Emery K.Fabricious and S.Kivelson, Phys.Rev.Lett. 72, 1918 (1994), A.S.Alexandrov and V.V.Kabanov, to be published (2000)
- [4] N.L.Saini et al Phys.Rev.B 55, 12759 (1997), E.S.Bozin et al Phys.Rev.B 59 4445 (1999)
- [5] B.I.Kochelaev et al, Phys.Rev.Lett 79, 4274 (1997)
- [6] J.G.Bednorz and K.A.Muller, Z.Phys. 64, 189 (1986)

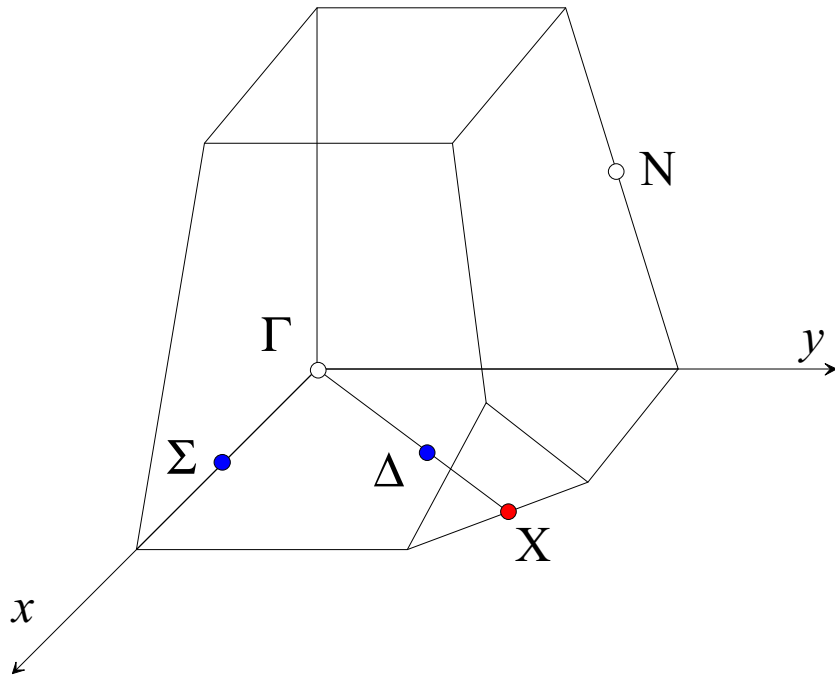
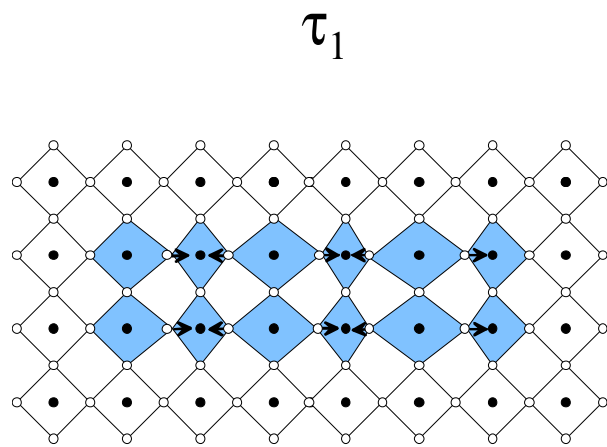
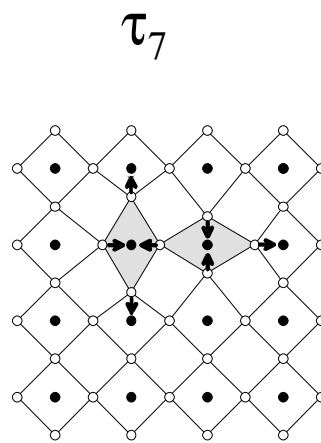


Figure 1



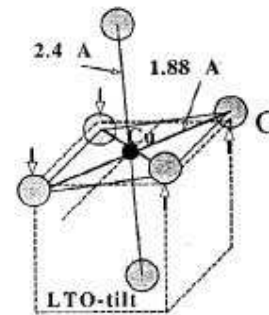
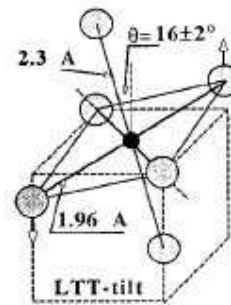
$q = (\sim 1/2, 0, 0)$
(Σ direction)

a)



$q = (1, 1, 0)$
(X-point)

b)



c)

Figure 2

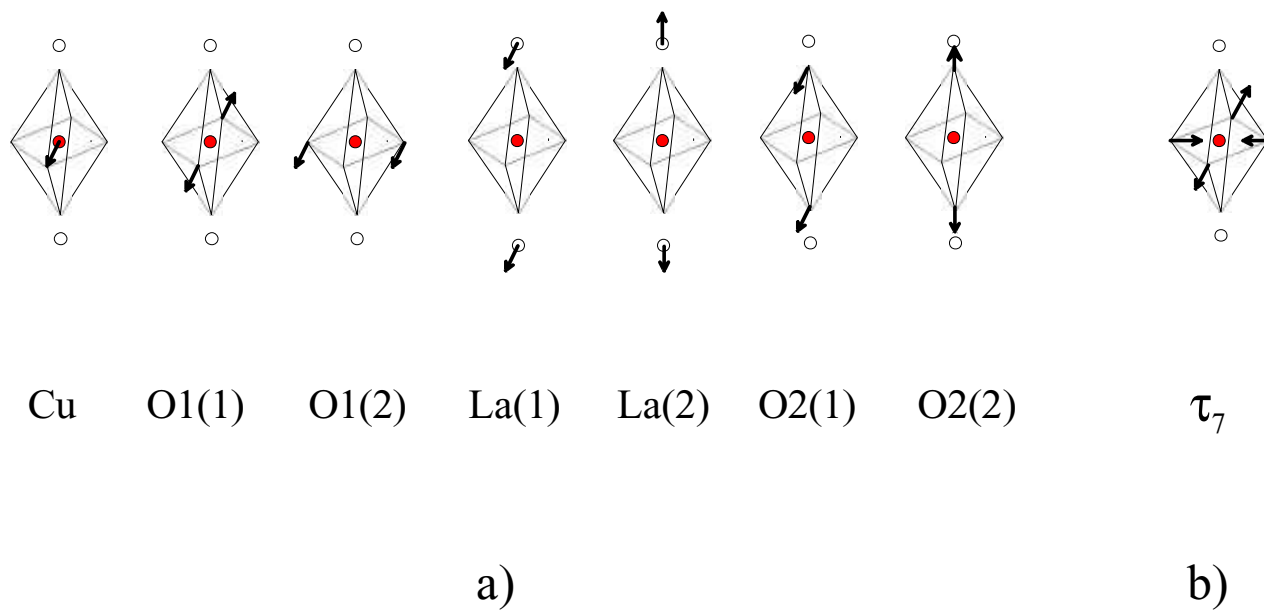


Figure 3