

Molecular mode-coupling theory applied to a liquid of diatomic molecules

A. Winkler, A. Latz*, R. Schilling, C. Theis¹

Institut für Physik, Johannes Gutenberg-Universität, Staudinger Weg 7, D-55099 Mainz, Germany

¹*Fakultät für Physik, Albert-Ludwigs-Universität, Hermann-Herder-Straße 3, D-79104 Freiburg, Germany*
(October 25, 2018)

We study the molecular mode coupling theory for a liquid of diatomic molecules. The equations for the critical tensorial nonergodicity parameters $\mathbf{F}_{ll'}^m(q)$ and the critical amplitudes of the β - relaxation $\mathbf{H}_{ll'}^m(q)$ are solved up to a cut off $l_{co} = 2$ without any further approximations. Here l, m are indices of spherical harmonics. Contrary to previous studies, where additional approximations were applied, we find in agreement with simulations, that all molecular degrees of freedom vitrify at a single temperature T_c . The theoretical results for the non ergodicity parameters and the critical amplitudes are compared with those from simulations. The qualitative agreement is good for all molecular degrees of freedom. To study the influence of the cut off on the non ergodicity parameter, we also calculate the non ergodicity parameters for an upper cut off $l_{co} = 4$. In addition we also propose a new method for the calculation of the critical nonergodicity parameter

PACS numbers: 61.25.Em, 64.70.Pf, 61.43.Fs, 61.20.Ja

I. INTRODUCTION

The mode coupling theory (MCT) of the glass transition is by now an important tool to understand experiments in and simulations of supercooled liquids [1]. For a long time most of the theoretical investigations concentrated on simple monoatomic or binary liquids. All universal and even system specific predictions of these investigations could be tested on a *quantitative* level in a system of hard colloids [2,3], which is an excellent realization of a hard sphere system and in computer simulations for a binary Lennard Jones system [4,5]. Details of theory and tests for simple glass formers can be found in review articles [6–12] and articles cited therein.

Although the theory was originally formulated only for these simple systems, most of the experimental and simulation support came from research on much more complex system (e.g. tri- α -naphthylbenzene [13], Orthoterphenyl (OTP) [14–17], $0.4Ca(NO_3)_2 \cdot 0.6KNO_3$ (CKN) [18–21], Glycerol [22–24], Salol [25–27], toluene [28] and water [29,30]). Also most of the experimental methods used, did *not* measure density correlation functions or their susceptibilities, for which the original theory was formulated. Even neutron scattering experiments in systems consisting of molecules whose components have different cross sections for neutrons [17,23,28] do not measure the density correlation function exclusively, but a mixture of more complicated correlation functions involving molecular degrees of freedom [31] (see also [32] for a single linear molecule). Dielectric loss measurements [21,24] measure directly the correlation function of a tensor of rank 1. Depolarized light scattering [14,19,25,33], Kerr effect experiments [34,35], NMR [36–38] and ESR [39] (and references therein) measure correlation function of a tensor of rank 2. The mentioned tensorial quantities are all related to orientational degrees of freedom (ODOF), whereas the original theory [40] only considered translational degrees of freedom (TDOF), i.e. the center of mass motion. But of course, when comparing experimental results on complex systems with predictions of the MCT for simple liquids it was always reasonable to argue, that there are in every experiment couplings to the center of mass motion. E.g. the reorientation of dipoles measured in dielectric loss measurements can induce center of mass motion via a translation - rotation coupling. Also the reorientation of the polarizability tensor in light scattering measurements is related to a physical rotation of the molecules and will therefore be coupled to the center of mass motion of the molecules as well. A slowing down of this motion due to very slow structural relaxations can consequently also indirectly be measured in the mentioned experiments. In addition it is perfectly justified to perform tests of the *universal* predictions of MCT in complicated molecular and polymeric systems [41] for β scaling laws and properties of the α relaxation, like time temperature superposition principle and wave vector dependent stretching exponents, since the underlying universal features of the bifurcation scenario should also remain valid for molecular systems.

But beyond the universal aspects MCT aims to be a microscopic theory of structural relaxation. This goal is to a large extent achieved for simple liquids. There it was possible to obtain quantitative agreement between experiment

* author to whom correspondence should be addressed

and theory for the full dynamic range of structural relaxation (i.e. β and α - relaxation) [2,3,5]. Recently also a theory for anomalous high frequency oscillations (Bose peak phenomenon) was formulated within MCT [42]. The molecular mode coupling theory (MMCT) which is under study for a few years now, intends to extend this line of research to experimentally relevant molecular systems. There are three different mode coupling theories for the description of different aspects of molecular degrees of freedom. In [32,43] the motion of a single linear molecule in a liquid of spherical atoms is studied. In [44] a site - site description is formulated, which is perfectly adapted to study neutron scattering experiments of molecular systems. In this approach the atomic structure of the molecules is considered. Finally, the MMCT [45], we are using in this work [46], is devised to investigate the dynamics of a liquid of linear molecules. For this purpose a self consistent mode coupling theory for the dynamic correlation functions of tensorial densities $\rho_{lm}(\vec{q}, t)$ was developed. These densities are the generalized Fourier components of the microscopic density $\rho(\vec{x}, \Omega)$ in an expansion in spherical harmonics with respect to the orientation $\Omega = (\theta, \varphi)$ of the molecules and plane waves with respect to \vec{x} . An extension to arbitrary molecules is given in [47]. A theory for arbitrary molecules was also formulated in [48]. First results for the tensorial nonergodicity parameters (NEP) and critical amplitudes were obtained for dipolar hard spheres [46] and [49], respectively. A study of the phase diagram for glass transitions of a liquid of hard ellipsoids was performed in ref. [50]. Several aspects of the theory for general molecules were tested against simulation for water in ref. [51,52] and treating water as a linear molecule in ref. [47].

As in the MCT for simple liquids the static structure factors $S_{ll}^m(q)$ in the q frame, i.e. the coordinate system in which the z axis is along the wavevector, completely determines the longtime dynamics and thus the NEP and critical amplitudes. Note that the structure factors (static and dynamic) are diagonal in m in the q -frame [46]. The static structure factors have to be known to solve the equations of MMCT. They are either obtained by analytical theories as e.g. in ref. [53–55] for ellipsoids or they have to be taken from simulations. In this work we present a detailed comparison of MMCT calculations of the NEP and critical amplitudes with the results of simulation for a liquid of diatomic molecules. A description of the system and the simulation can be found in [56,57]. There also tests of the universal properties of MCT are presented. For our comparison between simulation and theory the static structure factors are taken from the simulation. In a preliminary study only the diagonal static correlators $S_{ll}^m(q)$ were used as input and also the dynamical correlators $S_{ll}^m(q, t)$ and thus the NEP were assumed to be diagonal [58]. This severe approximation has lead to unphysical results like the existence of two different transition temperature for ODOF and TDOF. In our study we use diagonal *and* non diagonal elements of the static structure factor as input to calculate *all* components of the NEP and, in addition, of the critical amplitudes. For the calculation of the NEP, we also extend the necessary upper cut off l_{co} for the index l to $l_{co} = 4$.

The paper is organized as follows. In chapter (II) we review the main equations and concepts for the calculation of the critical NEP (II A) and the critical amplitudes (II B). In chapter (III) we discuss the influence of different approximation schemes on the theoretically obtained critical temperatures (III A) and its relation to simulation results. Then we present the comparison of theoretical critical NEP (III B) and critical amplitudes (III C) with simulations. Conclusions are presented in chapter IV and an appendix describes how the critical NEP can be obtained from the liquid side close the the ideal glass transition.

II. MOLECULAR MODE COUPLING THEORY

A. Non ergodicity parameter

The derivation of the equation of MMCT for the dynamics of linear molecules and general molecules can be found in [46] and [47] respectively. We only repeat the basic definitions and equations and refer the reader for details to the literature. For the present work, in which we want to calculate the critical NEP and the critical amplitudes of diatomic molecules, we only need the equations for linear molecules in the limit of time to infinity. The basic quantities are the correlation functions of tensorial densities $\rho_{lm}(\vec{q})$ and tensorial current densities $j_{lm}^\alpha(\vec{q}, t)$

$$\rho_{lm}(\vec{q}, t) = \sqrt{4\pi} i^l \sum_{n=1}^N e^{i\vec{q}\cdot\vec{x}_n(t)} Y_{lm}(\vec{\Omega}_n(t)) \quad . \quad (1)$$

$$\vec{j}_{lm}^\alpha(\vec{q}, t) = \sqrt{4\pi} i^l \sum_{n=1}^N \vec{v}_n^\alpha e^{i\vec{q}\cdot\vec{x}_n(t)} Y_{lm}(\vec{\Omega}_n(t)) \quad . \quad (2)$$

The $Y_{lm}(\vec{\Omega}_n(t))$ are the standard spherical harmonics and we follow in our notation the text book by Gray and Gubbins [59]. \vec{v}_n^α is either the center of mass velocity $\vec{v}_n(t)$ of the n^{th} molecule or its angular velocity $\vec{\omega}_n(t)$ depending on the index α :

$$\vec{v}_n^\alpha(t) := \begin{cases} \vec{v}_n(t) & , \quad \alpha = T \\ \vec{\omega}_n(t) & , \quad \alpha = R \end{cases} . \quad (3)$$

where T and R stands for translational and rotational part, respectively. For the calculation of the NEP we in principal need all spatial components of the currents but here we use as in [46] only the projection on directions defined by the wave vector \vec{q} and the angular momentum operator \vec{L} . Taking into account also transversal currents will lead only to small correction in the NEP [60]. We therefore define the *longitudinal* currents $j_{lm}^\alpha(\vec{q}, t)$.

$$j_{lm}^\alpha(\vec{q}, t) = \frac{1}{q_l^\alpha} \left(\hat{q}^\alpha \vec{j}^\alpha \right)_{lm}(\vec{q}) \quad , \quad \alpha \in \{T, R\} \quad (4)$$

with

$$q_l^\alpha(q) := \begin{cases} q & , \quad \alpha = T \\ \sqrt{l(l+1)} & , \quad \alpha = R \end{cases} \quad (5)$$

and the definition

$$\hat{q}^\alpha := \begin{cases} \vec{q} & , \quad \alpha = T \\ \vec{L} & , \quad \alpha = R \end{cases} \quad (6)$$

. The quantities we are going to calculate are NEP $F_{ll'}^m(q)$ in the q -frame i.e. in a coordinate system in which the z -axis is given by the direction of the wave vector $\vec{q} = (0, 0, q)$. In this coordinate system all correlation functions $\langle \rho_{lm}^*(\vec{q}, t) \rho_{l'm'}(\vec{q}, 0) \rangle = \delta_{mm'} S_{ll'}^m(q, t)$ are diagonal in m . They are real and depend on $|m|$ only. The same holds for all other tensorial quantities, we will use in the q -frame. The NEP are given by

$$F_{ll'}^m(q) = \lim_{t \rightarrow \infty} S_{ll'}^m(q, t). \quad (7)$$

As input for the mode coupling equations we need the static structure factors $S_{ll'}^m(q)$. They are directly taken from the simulation of Kammerer et. al. [57]. The off diagonal elements of the static structure factors were not yet published and had to be determined from the raw data.

The equation for the matrix $\mathbf{F}(q) \equiv (F_{ll'}^m(q))$ of NEP can then be written [46] as

$$\mathbf{F}(q) = [\mathbf{1} + \mathcal{K}(q) \mathbf{S}^{-1}(q)]^{-1} \mathbf{S}(q) \quad . \quad (8)$$

The matrix \mathcal{K} is related to the Laplace transform of the dynamic current correlation function and can be expressed as the inverse of a memory matrix $\mathcal{F}^m(q) \equiv (\mathcal{F}_{ll'}^m(q))$ at $t = \infty$,

$$\mathcal{K}_{ll'}^m(\vec{q}) = \sum_{\alpha\alpha'} q_l^\alpha(q) (\mathcal{F}^m(q)^{-1})_{ll'}^{\alpha\alpha'} q_{l'}^{\alpha'}(q). \quad (9)$$

The mode coupling approximations yield:

$$\begin{aligned} \mathcal{F}_{ll'}^m{}^{\alpha\alpha'}(q) &\approx \frac{1}{2N} \left(\frac{\rho_0}{4\pi} \right)^2 \sum'_{\vec{q}_1 \vec{q}_2} \sum_{m_1 m_2} \sum_{l_1 l_2} \sum_{l'_1 l'_2} \times \\ &\times V_{ll'l_1 l'_1 l_2 l'_2}^{\alpha\alpha'}(q, q_1, q_2; m, m_1, m_2) F_{l_1 l'_1}^{m_1}(q_1) F_{l_2 l'_2}^{m_2}(q_2) , \end{aligned} \quad (10)$$

with

$$\begin{aligned} V_{ll'l_1 l'_1 l_2 l'_2}^{\alpha\alpha'}(q, q_1, q_2; m, m_1, m_2) &:= \\ v_{ll_1 l_2}^\alpha(q, q_1, q_2; m, m_1, m_2) &\cdot v_{l'_1 l'_2}^{\alpha'}(q, q_1, q_2; m, m_1, m_2)^* , \end{aligned} \quad (11)$$

$$\begin{aligned} v_{ll_1 l_2}^\alpha(q, q_1, q_2; m, m_1, m_2) &:= \\ \sum_{l_3} u_{ll_3 l_2}^\alpha(q, q_1, q_2; m, m_1, m_2) &c_{l_3 l_1}^{m_1}(q_1) + (-1)^m (1 \leftrightarrow 2) \end{aligned} \quad (12)$$

and

$$\begin{aligned}
u_{l_1 l_2}^\alpha(q, q_1, q_2; m, m_1, m_2) &:= i^{l_1+l_2-l} \left[\frac{(2l_1+1)(2l_2+1)}{(2l+1)} \right]^{\frac{1}{2}} \frac{1}{2} [1 + (-1)^{l_1+l_2+l}] \times \\
&\times \sum_{m'_1 m'_2} (-1)^{m'_2} d_{m'_1 m_1}^{l_1}(\Theta_{q_1}) d_{m'_2 m_2}^{l_2}(\Theta_{q_2}) C(l_1 l_2 l; m'_1 m'_2 m) \\
&\times \begin{cases} q_1 \cos \Theta_{q_1} C(l_1 l_2 l; 000) & ; \quad \alpha = T \\ \sqrt{l_1(l_1+1)} C(l_1 l_2 l; 101) & ; \quad \alpha = R \end{cases} .
\end{aligned} \tag{13}$$

Here the functions $C(l_1 l_2 l; m_1, m_2, m)$ are the Clebsch Gordan coefficients and $d_{m'_m}^l(\Theta)$ are related to Wigner's rotation matrices (we follow the notation of Gray and Gubbins). For given Euler angles $\Omega = (\Phi, \Theta, \chi)$ they are defined as [59])

$$D_{mm'}^l(\Omega) = e^{-im\Phi} d_{mm'}^l(\Theta) e^{-im'\chi}. \tag{14}$$

Θ_{q_i} is the angle between \vec{q} and \vec{q}_i . The prime at the first summation in Eq.(10) restricts \vec{q}_1, \vec{q}_2 such, that $\vec{q}_1 + \vec{q}_2 = \vec{q}$. Eqs. (8 - 9) and (10) form a closed set of infinitely many coupled nonlinear equations for the NEP. To obtain a solvable theory we have to restrict l to be smaller than an upper cut off, $l \leq l_{co}$. The resulting equations can in principle be solved by a fixed point iteration algorithm. The physical control parameter like the temperature and the density only enter via the static structure factor. At a critical temperature or density the solution of this equations bifurcates from all functions $F_{ll'}^m(q)$ being zero to nonzero. In the simulations of Kammerer et al. [56,57] the temperature was used as control parameter. Close to the transition temperature T_c the stability matrix of the iteration (see below) will have a largest eigenvalue E_0 approaching $E_0 = 1$ from below. Consequently the convergence of the iteration is getting very slow close to T_c . The time for one iteration depends very sensitive on the upper cut off l_{co} . For $l_{co} = 2$ one iteration took 10 minutes on a MIPS R10000, for $l_{co} = 4$ this time increased to 6 hours. We therefore concentrated on $l_{co} = 2$, to determine the transition point with a high accuracy and used the calculation for $l_{co} = 4$ mostly as check for the sensitivity of our results against changing the cut off.

To overcome some of the restrictions connected to the critical slowing down of the convergence close to T_c we determined the critical NEP, i.e. the NEP at T_c , with two alternative methods. For the standard fixed point iteration we started at a temperature low enough to be in the glass state. Then the temperature is increased very slowly. At every temperature the equations for the NEP are solved by the iteration

$$\mathbf{F}^{(n+1)}(q) = \mathcal{G}(\mathbf{F}^n, \epsilon) \tag{15}$$

where $\mathcal{G}(\mathbf{F}^n)$ is the right hand side of Eq. (8) and $\epsilon = (T_c - T)/T_c$. This iteration converges exponentially fast towards its solution as long as the temperature is not the critical temperature. The convergence rate is determined by the largest eigenvalue E_0 of the stability tensor $\mathcal{C}_{\lambda\lambda'} = \partial \mathcal{G}_\lambda / \partial F_{\lambda'}$ [61]. The index λ is an abbreviation for wavevectors q and rotational indices l, l', m . The exponential convergence rate is then $\ln E_0$. Close to and below T_c the eigenvalue E_0 can be written as $E_0 = 1 - A\sqrt{\epsilon}$ with A being a positive constant. Therefore the convergence rate is $A\sqrt{\epsilon}$ and the number of iterations to obtain convergence diverges inversely proportional to $\sqrt{\epsilon}$ close to T_c . With this number of iterations the deviations of our NEP from the true critical NEP are proportional to $\sqrt{\epsilon}$, since the NEP exhibit the well known square root singularity (cf. [6]).

If the temperature is increased above T_c , i.e. $\epsilon < 0$, there is no non zero solution for the iteration Eq. (15). Nevertheless for $0 < -\epsilon \ll 1$, the iteration is nearly stationary for a large number of iteration of the order $|\epsilon|^{-1/2}$ (see appendix). The approximate critical NEP is determined as the stationary point $\hat{\mathbf{F}}(\epsilon)$ whose change along the eigenvector with eigenvalue 1 of the *critical* stability matrix is minimal during iteration. But contrary to the NEP determined from the fixed point iteration for $T < T_c$, the stationary NEP differ only in order $|\epsilon|$ instead in order $\sqrt{\epsilon}$ from the true critical NEP. Consequently this property allows us in the following to crosscheck the very accurate results for $l_{co} = 2$ obtained from the fixed point iteration and also to obtain the critical NEP for $l_{co} = 4$.

B. Critical amplitudes

A central prediction of the mode coupling theory of the glass transition in simple liquids is the existence of the β - relaxation regime [62,63,6]. For the problem of a single dumbbell in an isotropic hard sphere system [32] it was demonstrated, that the β relaxation law can be detected in every quantity, which couples to the density. For a liquid of anisotropic molecules it is not very well defined which degree of freedom is driving the glass transition. The equations

of MMCT couple all degrees of freedom and there are situations where the transition is not caused by the TDOF, but the ODOF [50]. But even in these systems the factorization theorem is generically valid for all correlators. This can be proven using the standard techniques [6]. Therefore every dynamic structure factor $S_{ll'}^m(q, t; T)$ can for $-1 \ll \epsilon \ll 1$ in the β relaxation regime be written as

$$S_{ll'}^m(q, t; T) = F_{ll'}^m(q) + H_{ll'}^m(q)G(t/t_0; \sigma) \quad (16)$$

The function $G(t/t_0)$ is the same for all l, l', m, q . t_0 is an overall microscopic scale. $H_{ll'}^m(q)$ are the critical amplitudes determining the intensity of the asymptotic β - relaxation for a certain combination of l, l', m and q . Also the correction to the asymptotics, which determine, besides the temperature, the range of validity of the law Eq. (16) depend on these amplitudes (cf. ref [64] for simple liquids). Differences in the observability of the critical correlators between depolarized light scattering experiments and dielectric loss measurements, can be explained by differences in the amplitudes $H_{ll'}^m(q)$ involving $l = 2$ and $l = 1$ respectively (see ref. [43] for a single molecule). To determine the amplitudes numerically to a high precision it is necessary to be very close to the transition point, to make sure that all correction terms of order ϵ are small compared to the leading term of order $\sqrt{\epsilon}$. Due to the difficulties described above we could only determine the critical amplitudes for upper cut off $l_{co} = 2$.

III. RESULTS

A. The critical temperatures

For $l_{co} = 2$ and in the full diagonalization approximation [58], in which the static structure factors $\mathbf{S}(q)$, the glass form factors $\mathbf{F}(q)$ and the memory matrix $\mathcal{F}(q)$ are assumed to be diagonal with respect to l , the glass transition temperature for the TDOF predicted by MMCT is below the transition temperature of the MD simulations $T_c^{MD} = 0.477$. Note, that this temperatures are given in Lennard Jones units (cf. [56]). In all other known examples the MCT overestimates the tendency for vitrification. As an additional artefact of the full diagonalization the ODOF vitrify at a lower temperature than the TDOF. Since the top down symmetry of the dumbbells is broken, the full equations of MMCT (8) - (10) do generically not allow for such a scenario. As soon as we take $\mathbf{S}(q)$ non diagonal all degrees of freedom undergo a glass transition at the same temperature above the MD result. To study the influence of different diagonalization approximations a bit more in detail, we investigated several cases, with the main condition of $\mathbf{S}(q)$ being non diagonal:

1. $\mathbf{F}(q)$ and $\mathcal{F}(q)$ diagonal (dd)
2. $\mathbf{F}(q)$ diagonal and $\mathcal{F}(q)$ non diagonal (dnd)
3. $\mathbf{F}(q)$ and $\mathcal{F}(q)$ non diagonal (ndnd)

Let us discuss $l_{co} = 2$ first. For this case T_c has been determined very accurately from the asymptotic behavior $(1 - E_0(T))^2 \propto \epsilon$ (see chapter IIB) for the largest eigenvalue $E_0(T)$. Fig. 1. demonstrates this law for case (3). The highest transition temperature is obtained for case (1). Here the transition temperature is roughly three times as large as the MD result, $T_c^{dd} = 1.4$. In case (2) it only slightly decreases to $T_c^{dnd} = 1.38$. If everything is taken non diagonal (case 3) the transition temperature is $T_c = 0.7521$. Although still twice as large as the MD result, the discrepancy of this result from T_c^{MD} is comparable to other known cases and consistent with the usual 20% accuracy of the critical *density* [5]. The equations are too complex to get a deeper theoretical understanding of this seemingly erratic jumping of the transition temperature, dependent on the approximation we are using. Particularly the fact, that the vertices (Eq. 12) are not positive anymore, makes an analytical prediction impossible. But it is at least possible to rationalize the behavior using a combination of physical and mathematical arguments. First of all it is quite clear that the full diagonalization where all matrices are assumed to be diagonal is too crude to describe the coupling of TDOF and ODOF for the system of diatomic molecules. The TDOF and ODOF are only coupled via the diagonal memory function $\mathcal{F}_{ll'}^{m \alpha \alpha'}(q)$. The coupling of the equations for different l is considerably reduced compared to the case where $\mathbf{S}(q)$ is taken to be non diagonal. E.g. in the $\mathcal{F}_{00}^{m TT}(q)$ component of the memory matrix only terms of the form (symbolically) $\sum_{l', m'} V_{l'}^{m'} (F_{l'l'}^{m'})^2$ appear in the full diagonalization approximation, since the Clebsch Gordan coefficients $C(0l'l'', 0, m', m'')$, which enter into the vertices (cf. Eqs. (10) - (13)) are nonzero for $l' = l''$ only. Similarly, the memory functional $\mathcal{F}_{11}^{m \alpha \alpha'}(q)$ only contains couplings of the form $F_{00}^0 F_{11}^m$ and $F_{22}^m F_{11}^m$. For $\mathcal{F}_{22}^{m \alpha \alpha'}(q)$ the Clebsch Gordan coefficients in the vertex allow "self" couplings $(F_{11}^m)^2$, $(F_{22}^m)^2$ and couplings to $l = 0$ in the form $F_{00}^0 F_{22}^m$, but no "self" couplings $(F_{00}^0)^2$. Due to the absence of $(F_{00}^0)^2$ in $\mathcal{F}_{22}^{m \alpha \alpha'}(q)$ a freezing of the center of mass

motion, i.e. $l = l' = 0$ does not imply a freezing for quadrupolar dynamics $l = l' = 2$. If the vertex for the coupling of the NEP with $l = 2$ and $l = 0$ in F_{11}^m and F_{22}^m are not large enough, exactly this structure of the memory matrix allows generically a separate transition of the $l = 0$ and the $l \neq 0$ components of the diagonalized dynamic structure factor as observed in [58]. But we have to stress that the approximation is not per se inadequate. In the case of water [51] the full diagonalization approximation leads to a rather satisfactory agreement with simulations, without the artefact of separate transitions and too low transition temperatures. The pronounced angular dependence of interaction between water molecules, which is reflected in the fact that the static structure factors for $l = 2, m = 0, 1, 2$ and $l = 0$ are of the same order, yield large enough vertices to produce a single transition temperature of the TDOF and ODOF. In the present case, the structure factor S_{00}^0 is clearly more dominant than S_{22}^m (see Fig. 2). This is different from water where all m for $l = l' = 2$ are important. This leads to the a posteriori conclusion that in general the full diagonalization can only be used (if at all) for systems with “very strong” static translation rotation coupling. This statement, unfortunately, cannot be further quantified.

If we now take the non diagonality of $\mathbf{S}(q)$ serious but leave all other matrices diagonal (case 1), *additional* coupling between TDOF and ODOF appear, which may lead to an effectively stronger coupling. Although the equations for the different l components of the NEP still couple only via the diagonal memory functions $\mathcal{F}_{ll}^{m \alpha \alpha'}(q)$, the diagonalized memory matrix contains now *static* couplings between *all* NEP. E.g., $\mathcal{F}_{11}^{m \alpha \alpha'}(q)$ contains additional couplings between the TDOF - correlator F_{00}^0 and the correlators involving $l = 2$ and, even more important, “self coupling” terms $(F_{00}^0)^2$ due to the non vanishing structure factors S_{10}^0 and $S_{12}^m(q)$, respectively. This of course does not explain, but at least makes plausible the dramatic increase of the transition temperature. Any slowing down of let’s say the TDOF is immediately transferred to all other degrees of freedom and causes a further slowing down of the TDOF due to the feed back via the memory function. This enhances the tendency towards vitrification and also is responsible for the existence of a single transition temperature.

The reason for the decrease of the transition temperature, when we give up the diagonalization approximations for $\mathcal{F}(q)$ and $\mathbf{F}(q)$ (case 3), is not obvious. We only note, that the transition temperature is decreasing from case 1 ($T_c = 1.4$) over 2 ($T_c = 1.38$) to 3 ($T_c = 0.752$) i.e. the more off diagonal elements of the matrix \mathcal{F} are taken into account. \mathcal{F} is the $t \rightarrow \infty$ limit of the memory matrix i.e. the random force correlation function. Therefore it seems, that the more components of the random forces are coupled, the lower is the transition temperature. This implies, that the more the random forces can mutually influence each other, the more difficult it is to form a glass. Although we cannot proof this statement on mathematical grounds, it describes an feasible physical phenomenon.

To test the sensitivity of our results to changes in the cut off, we also solved the MMCT for upper cut off $l_{co} = 4$. The larger cut off value for l reduces the transition temperature further towards the simulation result. For $l_{co} = 4$, an upper and a lower bound for T_c has been determined. The lower bound is the highest temperature for which the NEP are still nonzero after 88 iterations. The upper bound is the temperature for which the NEP are converging to zero after about 24 iterations. Since the time per iteration increases dramatically upon increasing the upper cut off the transition temperature could only be determined within 5%, $T_c = 0.61$. It is encouraging that the real transition is approached upon increasing the cut off, but our arguments presented above, show, that this is not necessarily the case. Which of the competing mechanisms influencing the transition temperature is dominant, cannot be predicted on general grounds.

B. The non ergodicity parameters

In the following we concentrate on the results for the normalized NEP $f_{ll}^m(q) = F_{ll}^m(q)/\sqrt{S_{ll}^m(q)S_{ll}^m(q)}$ without any diagonalization approximation. Fig. 3 shows the normalized diagonal terms of the matrix of NEP $f_{ll}^m(q)$ for $(l, m) = (0, 0), (1, 0), (2, 0), (2, 1)$. Not shown are the results for $(l, m) = (1, 1), (2, 2)$, since they do not exhibit very much structure. The corresponding simulation result is taken from [57]. It was obtained by fitting a von Schweidler law plus corrections $S_{ll}^m(q, t) = F_{ll}^m(q) - H_{ll}^m(q)(t/\tau_\alpha)^b + (H^{(2)})_{ll}^m(q)(t/\tau_\alpha)^{2b}$ to the simulation results for the time dependent density correlation function $S_{ll}^m(q, t)$, where τ_α is the α - relaxation scale. There are three different theoretical curves. The two curves at temperatures $T_c = 0.7522, 0.7521$ are obtained with the fixed point method (on the glass side of the transition) and the quasi stability criterion (on the liquid side), respectively, as described above for upper cut off $l_{co} = 2$. Their good agreement demonstrates the high accuracy of the solution. The third theoretical curve shows the result for upper cut off $l_{co} = 4$ using the more accurate quasi stability criterion. Compared to the results in [58] a clear improvement of the agreement with simulations can be observed. Especially the q - dependence of the functions are very well reproduced. Even a feature like the prepeak in $f_{00}^0(q)$ at $q \sim 2.5$ is reproduced as a shoulder in the corresponding theoretical result. This peak is not present in the static structure factors. Since $S_{11}^0(q)$ has a peak at about $q \sim 2.5$ it could appear due to a dynamic coupling of the ODOF, especially the one involving $l = 1$ and the TDOF. Note also, that the mentioned peak exactly corresponds to the first peak in $f_{11}^0(q)$. There is a

tendency, that the agreement is best around the wave vector, where the structure factor $S_{00}(q)$ has its first peak and is getting worse for large wave vectors. This might be interpreted as an indication for the glass transition being driven also for the investigated system of diatomic molecules by the TDOF. From investigations of other systems [46,49,50], we know that different scenarios are possible.

Similar to increasing q , the agreement between simulation and theory gets worse with increasing l . This is expected due to two different reasons. First higher l correspond to a higher angular resolution and are therefore probably much more affected by the mode coupling approximation. Second, higher l are of course much more sensitive to the cut off l_{co} than lower l . The curves for larger cut off increase the quality of the comparison with the MD results. But it is important to note that in our case no general rule can be given of how much the quality of the results for lower values of l can be improved by increasing the upper cut off, as this was done in [32]. In the case of a single dumbbell in a liquid of hard spheres the glass transition temperature is completely determined by the hard sphere liquid and does not change by increasing the cut off l_{co} . As explained above, in our case, T_c can depend very sensitively on l_{co} . But this influences directly the amplitude of the NEP via the trivial effect of the temperature on the static structure factors. We already compensate as much as possible for this mechanism by presenting only the *normalized* NEP. But as in the case of hard spheres, there is still the effect, that also the normalized NEP are proportional to the static structure factor. This is a very nontrivial phenomenon, since the existence of negative vertices in the mode coupling functional $\mathcal{F}(q)$ could in principle lead to a violation of this correlation. But as can be inferred from Fig. 3 the NEP $f_{00}^0(q), f_{22}^0(q)$ for $l_{co} = 4$ are systematically larger than the one for $l_{co} = 2$ in a large region around the first peak of the structure factor $S_{00}^0(q)$, without big differences in the functional form. This effect, especially for $F_{00}^0(q)$ where the mentioned trend is valid for all wavevectors, can be mainly understood as a consequence of the transition temperature being smaller for $l_{co} = 4$ than for $l_{co} = 2$, which causes the the first peak of $S_{00}^0(q)$ to increase. Additional evidence for this reasoning is presented in Fig. 4. In this figure we show the results for $l_{co} = 4$ at temperature $T = 0.60$, obtained with fixed point method, and $T = 0.63$, obtained with the quasi stability criterion. The lower temperature is still in the glass (The required accuracy i.e. the maximum difference between consecutive iterates is smaller than 10^{-6} , is reached after 88 iterations). At the higher temperature the accuracy is first increasing as expected (see appendix). But after 24 iterations it begins slowly to decrease and after 42 iterations the iterates start to converge quickly towards the solution $\mathbf{F}(q) = 0$. The results for the lower temperature agree, except for $l = 0$, much better with the simulation, than the one for the higher temperature. But since the deviations to the true critical NEP at roughly the same number of iterations are of order $|T - T_c|$ for the higher temperature compared to order $|\sqrt{|T - T_c|}$ for the lower one, we have to conclude, that the results for the higher temperature are closer to the critical NEP of the theory. The better agreement with simulations of the NEP at $T = 0.600$ is a trivial consequence of the fact, that positive NEP increase with decreasing temperature. Due to this influence of the value of T_c on the amplitude of the normalized critical NEP, we cannot in general conclude that increasing the cut off l_{co} leads to a better agreement with the simulation. It might even happen, that the agreement with simulations gets worse instead of better, if increasing the cut off would lead to a larger transition temperature. This is possible due to the existence of negative vertices in the mode coupling functional \mathcal{F} .

The observed trends allow the reasonable hypothesis, that the temperature effect could be the main source for the deviations between simulation and theory. In general the main structural features in the normalized non ergodicity parameter are very well represented, but they are systematically too small for nearly all wave vectors, exactly as expected, if the theoretical transition temperature is too large.

Fig. 5 demonstrates, that the theory also gives good results for the off diagonal NEP. We found that S_{02}^0 and F_{02}^0 are the only important off diagonal components of the static structure factor matrix $\mathbf{S}(q)$ and NEP matrix $\mathbf{F}(q)$, respectively. In Fig. 5 we therefore show the normalized NEP f_{02}^0 . The quality of the result is even better, than for the diagonal components of the NEP.

C. Critical amplitudes

The critical amplitudes are determined only up to an overall scale factor. I.e. our theoretical results cannot be directly compared to the simulation results. But once we have chosen a scale factor for e.g. the amplitude h_{00}^0 , all other amplitudes should be multiplied with the same scale factor to compare with the simulations. In fig 6(a) we have chosen a scale factor of 200 to obtain best agreement with the normalized critical amplitude $h_{00}^0(q) = H_{00}^0(q)/S_{00}^0(q)$. The features of this component are the same as in simple glass forming systems [65–67,4]. There is a minimum at the position of the first peak of $S_{00}^0(q)$. Simulations and theory compare quite well for $2 \leq q \leq 7$ and show deviations at other wave vectors. With the chosen scale factors the other diagonal elements of the critical amplitude matrix show strong deviations from the simulation results. Especially $h_{11}^0(q)$ (see Fig.6(b)) does not even disagree in amplitude but also in the form, except for the minimum at $q \sim 3$. This is not unexpected, since the simulations have shown strong

differences between the form of the dynamic correlators involving odd and even l [57]. Due to the weak top down anisotropy of our diatomic molecules, the dynamic of the correlators involving odd l is only weakly coupled to the dynamics of the even components [43]. 180° jumps are still possible on a much faster time scale than the translational motion [57]. Consequently there are strong corrections to the asymptotic results for the correlator $S_{11}^0(q, t)$ and the amplitude $h_{11}^0(q)$ is not very well defined.

The deviations between simulation and theory in h_{22}^0 (see Fig. 6(c)) are more serious, since $S_{22}^0(q, t)$ exhibits a well defined β - relaxation regime. We can improve the agreement between simulation and theory by choosing a free scale factor for the simulation curves. The result is shown in Fig. 6(d) to demonstrate, in contrast to h_{11}^0 , that essential structural features in h_{22}^0 are indeed reproduced by the theory. As argued above the dynamic correlators and therefore also the critical amplitudes involving $l = 2$ are much more affected by the cut off $l_{co} = 2$ as the one with lower l . This might be the reason for the rather large discrepancy found for h_{22}^0 . To determine the critical amplitudes, it is necessary to be very close to the critical point. Restriction in computer time didn't allow us to determine T_c for $l_{co} = 4$ with high enough accuracy to get reliable results for the critical amplitudes.

The critical amplitudes with $m > 0$ do not exhibit very much structure. In Fig. 7 we show for completeness the result for $h_{22}^1(q)$, which could in principle be measured in light scattering experiments. Again we choose an overall amplitude prefactor as a free fit parameter, but the agreement is still not very good. Much better is the agreement (similar to the NEP) for h_{02}^0 (see Fig. 8), although we still had to choose the amplitude scale of the simulation as a free fit parameter.

IV. CONCLUSIONS

We have performed a quantitative test of MMCT for a liquid of diatomic molecules. The static structure factors from simulations were used as input for the MMCT to calculate the critical temperature T_c , the matrix of critical NEP $F_{ll'}^m(q)$ and the matrix of critical β - relaxation amplitudes $H_{ll'}^m(q)$. Several approximation schemes were used to test the sensitivity of the results against changing the degree of diagonalization of the $F_{ll'}^m(q)$ in l and l' and the dependence on the upper cut off l_{co} . As maximum cut off, $l_{co} = 4$ was used. Since the computational effort increases strongly with l_{co} , we used a new, more accurate, method to determine the critical NEP from the liquid side of the transition.

As expected, by giving up any diagonalization approximation for $S_{ll'}^m(q)$, $F_{ll'}^m(q)$ and the memory functional $\mathcal{F}_{ll'}^{m\alpha\alpha'}(q)$ all degrees of freedom vitrify at a single temperature. In fact, to obtain a unique transition temperature, it is sufficient to keep only the static structure factor $S_{ll'}^m(q)$ nondiagonal in l and l' . The strongest effect of successively applying diagonalization approximations for the NEP $F_{ll'}^m(q)$ and the memory functional $\mathcal{F}_{ll'}^{m\alpha\alpha'}(q)$ is the change of the transition temperatures T_c . Also using different cut offs l_{co} changes the transition temperature.

Contrary to T_c , the overall form of NEP is much less sensitive to the different approximation schemes. The agreement with simulation is qualitatively quite good for cut off $l_{co}=2$ as well as for $l_{co}=4$. In some cases especially for the $l = 0, l' = 0$ component and the off diagonal $l = 0, l' = 2$ component of the NEP the agreement is even quantitative for wavevectors around the first peak of the structure factor $S_{00}^0(q)$. The comparison of the NEP with simulations for the correlator with $(l = 0, l' = 0)$ is clearly improved using the cut off $l_{co} = 4$ instead of $l_{co} = 2$. Other correlators are better represented for $l_{co} = 2$. We therefore cannot conclude that in general a further increase of the cut off will lead necessarily to still better agreement with simulations.

Also the wave vector dependence of the normalized critical β -relaxation amplitudes agrees quite well with the one obtained from simulations. Contrary to the prediction of MMCT no common amplitude scale for the critical amplitudes with different l and l' could be found. At present it is not clear whether this failure is real or due to the fitting procedure used in [57] to obtain the beta relaxation amplitudes. Also the restriction to cut off $l_{co} = 2$ for the determination of the critical amplitudes could cause the found discrepancies, since also correlators with $l > 2$ will contribute to the critical amplitudes at $l = 2$. By neglecting them an error in the amplitude scale is possible.

In summarizing our study, we may say, that the MMCT offers an overall consistent description of the glass transition in molecular liquid of diatomic molecules, at least concerning the critical NEP and the critical amplitudes.

APPENDIX A: DETERMINATION OF THE NEP USING QUASI STABILITY

If the temperature is chosen above the critical temperature, the only stable fixed point of the iteration (15) is $\mathbf{F} = 0$. But there is still the possibility of determining the critical NEP with even higher accuracy than with the converging iteration for $T < T_c$. To implement the method, we have to initialize the iteration with a $F_\mu^{(0)}$, which is close to F_μ^c , where μ is a superindex for q, l, l' and m . This can be achieved by first using the fixed point iteration

$$F_\mu^{(n+1)} = \mathcal{G}_\mu(\{F_{\mu'}^{(n)}\}, \epsilon). \quad (\text{A1})$$

below T_c and increasing the temperatures in small steps until the liquid regime is reached. The critical temperature will eventually be missed by a small value $0 < -\epsilon \ll 1$ and the iteration converges after a *long* transient quickly to zero. Since the iteration at a given temperature is always initialized with the final result of the previous temperature, the above assumption is fulfilled. The long transient is caused by the marginal stability of the critical point. The iteration will be dominated for a long time by the critical direction of the iteration, which is given by the eigenvector e^c , which belongs to the eigenvalue $E_0 = 1$ of the *critical* stability matrix $(C_{\mu\mu'}^c) = (\partial\mathcal{G}_\mu/\partial F_{\mu'})^c$ [61]. The NEP $\hat{F}_\mu(\epsilon)$ at which the iteration is almost stationary is given by minimizing the distance of the projection of $\Delta C_\mu = \mathcal{G}_\mu(\{F_{\mu'}\}, \epsilon) - F_\mu$ on the critical direction \hat{e}^c , where for technical reasons the *left* critical eigenvector \hat{e}^c was chosen. This condition can be written as

$$\frac{\partial \sum_\mu \hat{e}_\mu^c \Delta C_\mu}{\partial F_{\mu'}} = \sum_\mu \hat{e}_\mu^c C_{\mu\mu'}(\{\hat{F}_{\mu''}\}, \epsilon) - \hat{e}_{\mu'}^c = 0 \quad (\text{A2})$$

Eq. (A2) determines the quasi stationary point $\hat{F}_\mu(\epsilon)$ such, that matrix $(C_{\mu\mu'}(\{\hat{F}_{\mu''}\}, \epsilon))$ has an eigenvalue $\hat{E}_0(\epsilon) = 1$ for $\epsilon < 0$. $\epsilon < 0$ indicates that the temperature is $T = T_c(1 - \epsilon) > T_c$. This stationary point \hat{F}_μ differs from F_μ^c in order ϵ ! This can be proven by using an argument analogous to deriving the β - relaxation equation [6]. Defining $\hat{\delta}_\mu$ by $\hat{F}_\mu = F_\mu^c + \hat{\delta}_\mu$ and using the property that $C_{\mu\mu'}(\{\hat{F}_{\mu''}\}, \epsilon)$ is a smooth differentiable function of ϵ , Eq. (A2) can be written, in leading order in $\hat{\delta}_\mu$ and ϵ as

$$0 = \sum_\mu \hat{e}_\mu^c \left(\sum_{\mu''} C_{\mu\mu'\mu''}(\mathbf{F}^c, 0) \hat{\delta}_{\mu''} + \left. \frac{\partial C_{\mu\mu'}(\mathbf{F}^c, \epsilon)}{\partial \epsilon} \right|_{\epsilon=0} \epsilon \right) \quad (\text{A3})$$

here we have in addition used that \hat{e}_μ^c is the left eigenvector of the stability matrix at the critical point with eigenvalue $E_0 = 1$. The tensor $C_{\mu\mu'\mu''}$ is the partial derivative of the stability matrix with respect to $F_{\mu''}$. Eq. (A3) immediately shows, that $\hat{\delta}_\mu$ is (at least) of order ϵ . Note, that the argument crucially depends on the well known phenomenon, that the static quantities like structure factors, which determine completely the stability matrix $(C_{\mu\mu'}(\{F_{\mu''}\}, \epsilon))$ are varying smoothly across the glass transition.

We now want to estimate the number of iterations required to approach the quasi stationary point $\hat{\mathbf{F}}$. For that matter the iterates $F_\mu^{(n)}$ are expanded around the quasi stationary point

$$F_\mu^{(n)} = \hat{F}_\mu + \delta_\mu^{(n)}$$

Neglecting terms of order $(\delta_\mu^{(n)})^3$ the iteration (A1) can be rewritten as

$$\delta_\mu^{(n+1)} = \Delta \hat{C}_\mu + \hat{C}_{\mu\mu'} \delta_{\mu'}^{(n)} + \frac{1}{2} C_{\mu\mu'\mu''} \delta_{\mu'}^{(n)} \delta_{\mu''}^{(n)} \quad (\text{A4})$$

where the quantities with $\hat{\cdot}$ are taken at $(\{\hat{F}_{\mu''}\}, \epsilon)$. The slowing down of the iteration is due to the component of δ_μ along the critical direction e^c . This component can be extracted by writing $\delta^{(n)} = a^{(n)} e^c$ and multiplying Eq. (A4) with the left eigenvector \hat{e}^c of the stability matrix C . The resulting equation for $a^{(n)}$ is then

$$a^{(n+1)} - a^{(n)} = \sigma + (\lambda - 1)(a^{(n)})^2 \quad (\text{A5})$$

Here we made use of (A2) and have normalized e^c, \hat{e}^c such that $\sum_\mu \hat{e}_\mu^c e_\mu^c = 1$. The quantities $\sigma = \sum_\mu \hat{e}_\mu^c \Delta C_\mu$ and $\lambda = 1 + \sum_\mu \hat{e}_\mu^c C_{\mu\mu'\mu''} \hat{e}_{\mu'}^c e_{\mu''}^c$ can be identified as the separation parameter and the exponent parameter $0 < \lambda < 1$ of the β - relaxation theory, respectively [6,68]. Since consecutive iterates are very close to each other in the vicinity of $\hat{\mathbf{F}}$ we can rewrite (A5) as a differential equation.

$$-\dot{a} = (|\sigma| + (1 - \lambda)a^2) \quad (\text{A6})$$

Lets assume we start the iteration at $t = 0$ with $a(0) = a_0$. Then the solution of (A6) is

$$a(t) = -\frac{\sqrt{|\sigma|}}{\sqrt{1 - \lambda}} \tan(\sqrt{(1 - \lambda)|\sigma|} t - \arctan(a_0 \frac{\sqrt{1 - \lambda}}{\sqrt{|\sigma|}})) \quad (\text{A7})$$

Since the iteration is initialized with a value for \mathbf{F} slightly in the glass, the initial deviation a_0 from $\hat{\mathbf{F}}$ is of order $\sqrt{|\sigma|} = O(\sqrt{|\epsilon|})$. From Eq. (A7) then follows, that we need a number of iteration of the order $1/\sqrt{|\epsilon|}$ to approach $\hat{\mathbf{F}}$ (i.e. $a(t) = 0$), and will stay close to $\hat{\mathbf{F}}$ (i.e. $a(t) \leq O(\sqrt{|\sigma|})$) for the same amount of iterations before the iterates decay to zero. This proves our statement that the quasi stationary solution of the iteration for $T > T_c$ is approached with the same amount of iterations as the stable solution slightly below T_c . But there the glass solution agrees with \mathbf{F}^c only up to order $\sqrt{\epsilon}$ the quasistationary solution $\hat{\mathbf{F}}$ however agrees with \mathbf{F}^c up to order $|\epsilon| \ll \sqrt{|\epsilon|}$.

Acknowledgment: It is a pleasure to thank W. Götze for a critical reading of the manuscript. We are grateful to the Sonderforschungsbereich 262 for financial support.

-
- [1] Here we always restrict ourselves to the idealized mode coupling theory, which neglects all ergodicity restoring processes like e.g. hopping.
- [2] W. van Meegen and S. M. Underwood, Phys. Rev. Lett. **70**, 2776 (1993).
- [3] W. van Meegen and S. M. Underwood, Phys. Rev. E **49**, 4206 (1994).
- [4] W. Kob and H. C. Andersen, Phys. Rev. E **51**, 4626 (1995) and Phys. Rev. E **52**, 4134 (1995).
- [5] M. Nauroth and W. Kob, Phys. Rev. E **55**, 675 (1997).
- [6] W. Götze, in *Liquids, Freezing and Glass Transition*, ed. J.P. Hansen, D. Levesque and J. Zinn-Justin, Les Houches Session LI, 1989 (North-Holland, Amsterdam, 1991).
- [7] W. Götze and L. Sjögren, Rep.Prog.Phys. **55**, 241 (1992).
- [8] R.Schilling in *Disorder effects on relaxational Processes*, eds. R.Richert and A.Blumen (Springer, Berlin, 1994).
- [9] Theme Issue on Relaxation Kinetics in Supercooled Liquids – Mode Coupling theory and its Experimental Tests, ed S.Yip, *Transp. Theory Stat. Phys.* **24**, (1995).
- [10] W.Götze, *J.Phys.Condens.Matter* **11**, A1 (1999).
- [11] H.Z.Cummins, *J.Phys.Condens.Matter* **11**, A95 (1999).
- [12] W. Kob, Topical Review Article in *J. Phys.: Condens. Matter* **11**, R85 (1999).
- [13] F. Fujara, W. Petry, Europhys. Lett. **4**, 921 (1987).
- [14] H. Z. Cummins, G. Li, W. Du, Y. H. Wang and G. Q. Shen, Prog. Theor. Phys. Suppl. **126**, 21 (1997).
- [15] L.J. Lewis and G. Wahnstrom, *Phys. Rev. E* **50**, 3865 (1994).
- [16] S. Mossa, R. Di Leonardo, G. Ruocco and M. Sampoli, preprint *cond-mat/9912258* (1999).
- [17] A. Tölle, J. Wuttke, H. Schober, O. G. Randl and F. Fujara, Eur. Phys. J. B **5**,231 (1998).
- [18] W. Knaak, F. Mezei and B. Farago, Europhys. Lett. **7**, 529 (1991).
- [19] G. Li, W.M. Du, X.K. Chen and H.Z. Cummins *Phys. Rev. A* **45**, 3867 (1992). H.Z. Cummins *et al. Phys. Rev. E* **47** 4223 (1993). N.J. Tao *et al. Phys. Rev. A* **44**, 6665 (1991).
- [20] Y. Yang and K. A. Nelson, Mater. Res. Soc. Symp. Proc **407**, 147 (1996).
- [21] P. Lunkenheimer, A. Pimenov, M. Dressel, B. Schreier, U. Schneider and A. Loidl, Prog. Theor. Phys. Suppl. **126**, 123 (1997).
- [22] J. Wuttke, J. Hernandez, G. Li, G. Coddens, H. Z. Cummins, F. Fujara, W. Petry and H. Sillescu, Phys. Rev. Lett. **72**, 3052 (1994).
- [23] J. Wuttke, W. Petry, G. Coddens and F. Fujara, Phys. Rev E **52**, 4026 (1995).
- [24] P. Lunkenheimer, A. Pimenov, M. Dressel, Y. G. Goncharov, R. Böhmer and A. Loidl, Phys. Rev. Lett **77**, 318 (1996).
- [25] G. Li, W. M. Du, A. Sakai and H. Z. Cummins, Phys. Rev. A **46**, 3343 (1992).
- [26] Y. Yang and K. A. Nelson, Phys. Rev. Lett. **74**, 4883 (1995).
- [27] Y. Yang and K. A. Nelson, J. Chem. Phys. **103**, 7732 (1995).
- [28] J. Wuttke, M. Seidl, G. Hinze, A. Tölle, W. Petry and G. Coddens, Eur. Phys. J. B **1**, 169 (1998).
- [29] F. Sciortino, P. Gallo, P. Tartaglia, S.-H. Chen, *Phys. Rev. E* **54** 6331 (1996); P. Gallo, F. Sciortino, P. Tartaglia and S.-H. Chen, *Phys. Rev. Lett.* **76**, 2730 (1996).
- [30] F. Sciortino, L. Fabbian, S.H. Chen and P. Tartaglia, *Phys. Rev. E* **56** 5397 (1997).
- [31] C. Theis and R. Schilling, Phys.Rev.E **60**, 740 (1999).
- [32] T. Franosch, M. Fuchs, W. Götze, M.R. Mayr and A.P. Singh, *Phys. Rev. E* **56** 5659 (1997).
- [33] H. Z. Cummins, G. Li, W. Du, R. M. Pick and C. Dreyfus, Phys. Rev. E **53**, 896 (1996); *ibid* **55**, 1232 (1997).
- [34] R. Torre, P. Bartolini and R. Pick, Phys. Rev. E **57**, 1912 (1998).
- [35] G. Hinze, D. S. Brace, S. D. Gottke and M. D. Fayer, Phys. Rev. Lett. **11**, 2437 (2000).
- [36] H. Sillescu and E. Bartsch in *Disorder effects on relaxational Processes*, eds. R.Richert and A.Blumen (Springer, Berlin,

- 1994).
- [37] E. Rössler and M. Taupitz in *Disorder effects on relaxational Processes*, eds. R.Richert and A.Blumen (Springer, Berlin, 1994).
- [38] H. W. Spiess and K. Schmidt-Rohr in *Disorder effects on relaxational Processes*, eds. R.Richert and A.Blumen (Springer, Berlin, 1994).
- [39] L. Andreozzi, A. Di Schino, M. Giordano and D. Leporini, *Europhys. Lett* **38** , 669 (1997).
- [40] U. Bengtzelius, W. Götze, and A.Sjölander, *J. Phys. C* **17**, 5915 (1984).
- [41] C. Bennemann, W. Paul, K. Binder and B. Dünweg, *Phys. Rev. E* **57**, 843 (1998).
- [42] W. Götze and M. Mayr, *Phys. Rev. E* **61**, 587 (2000).
- [43] W. Götze, A. P. Singh, and Th. Voigtmann, *Phys. Rev. E* **61**, 6934 (2000).
- [44] S. H. Chong and F.Hirata,*Phys. Rev. E* **58** 6188 (1998).
- [45] This notation is used to distinguish the molecular approach from the site - site description.
- [46] R. Schilling and T. Scheidsteger,*Phys. Rev. E* **56** 2932 (1997). T. Scheidsteger and R. Schilling, *Phil. Mag. B* **77** 305 (1998).
- [47] L.Fabbian, A.Latz, R.Schilling, F.Sciortino, P.Tartaglia and C.Theis, *Phys. Rev. E* **60**, 5768 (1999).
- [48] K.Kawasaki, *Physica A* **243**, 25 (1997).
- [49] A. Latz, *J. Non-Cryst. Sol.***235 - 237**, 128 (1998).
- [50] M. Letz, R. Schilling and A. Latz, preprint *cond-mat/9906336* 1999.
- [51] L. Fabbian, A. Latz, R. Schilling, F. Sciortino, P. Tartaglia and C. Theis, *Phys. Rev E* **62** (2000) in print, preprint *cond-mat/9812363* (1998)
- [52] C. Theis, F.Sciortino, A. Latz, R. Schilling and P. Tartaglia, *Phys. Rev E* **62** (2000) in print, preprint *cond-mat 0003508* (2000).
- [53] J. Ram, Y. Singh. *Phys. Rev. A* **44** (6), 3718, (1991).
- [54] J. Ram, R. C. Singh, Y. Singh. *Phys. Rev. E* **49** (6), 5117, (1994).
- [55] M. Letz and A. Latz, *Phys. Rev. E* **60**, 5865 (1999).
- [56] S. Kämmerer, W. Kob and R. Schilling, *Phys. Rev. E* **56**, 5397 (1997).
- [57] S. Kämmerer, W. Kob and R. Schilling, *Phys. Rev. E* **58**, 2131 and 2141 (1998).
- [58] C. Theis and R. Schilling, *J. Non-Cryst. Sol.***235 - 237**, 106 (1998).
- [59] C.G. Gray and K.E. Gubbins, *Theory of molecular fluids*, Vol. 1 (Clarendon Press, Oxford) (1984).
- [60] C. Theis, private communication (2000).
- [61] Note, that our definition of the stability matrix differs by a similarity transformation $\mathbf{A}\hat{\mathbf{C}}\mathbf{A}^{-1}$ from the one in [6].
- [62] W. Götze, *Z. Phys. B* **56**, 139 (1984).
- [63] W. Götze, *Z. Phys. B* **60**, 195 (1985).
- [64] T. Franosch, M. Fuchs, W. Götze, M.R. Mayr and A.P. Singh, *Phys. Rev. E* **55**, 7153 (1997).
- [65] J.-L. Barrat, W. Götze and A. Latz, *J.Phys.: Condens.Matter* **1**,7163 (1989).
- [66] W. van Meegen and S. M. Underwood, *Phys. Rev. E* **47**, 248 (1993).
- [67] J.-L. Barrat and A. Latz, *J.Phys.: Condens.Matter* **2** 4289-4295 (1990).
- [68] Note that our definition of $C_{\mu\mu'\mu''}$ differs from the one used in [6] analogous to [61].

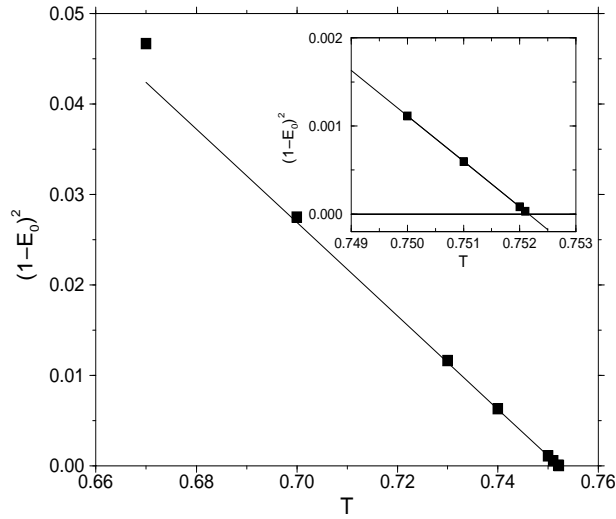


FIG. 1. The square deviation of the largest Eigenvalue of the stability matrix (see text) from its critical value $E_0(T_c) = 1$ as function of temperature. The full line is a linear fit $(1 - E_0)^2 \propto (T_c - T)^2$ to the data with $T_c = 0.75215$. The inset shows a magnification for the same quantity very close to T_c .

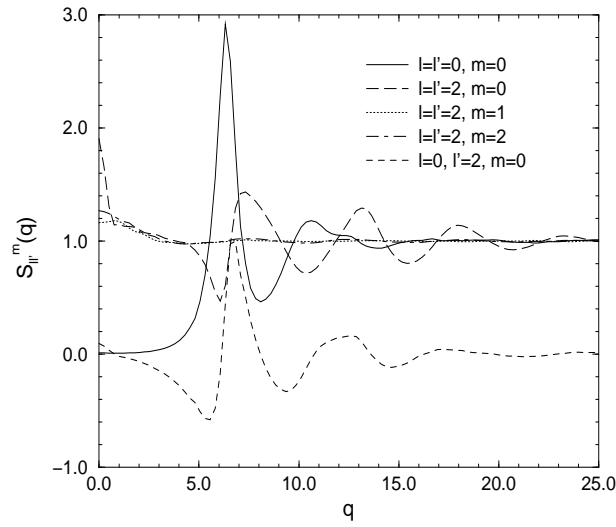


FIG. 2. A selection of structure factors $S_{ll'}^m(q)$ of a liquid of diatomic molecules in the q -frame at temperature $T = 0.7521$ and pressure $p = 1$ in Lennard Jones units. The full curve is the structure factor $S_{00}^0(q)$, the long dashed curve is $S_{22}^0(q)$, the dotted curve is $S_{22}^1(q)$, the dashed dotted curve is $S_{22}^2(q)$ and the short dashed curve is $S_{02}^0(q)$.

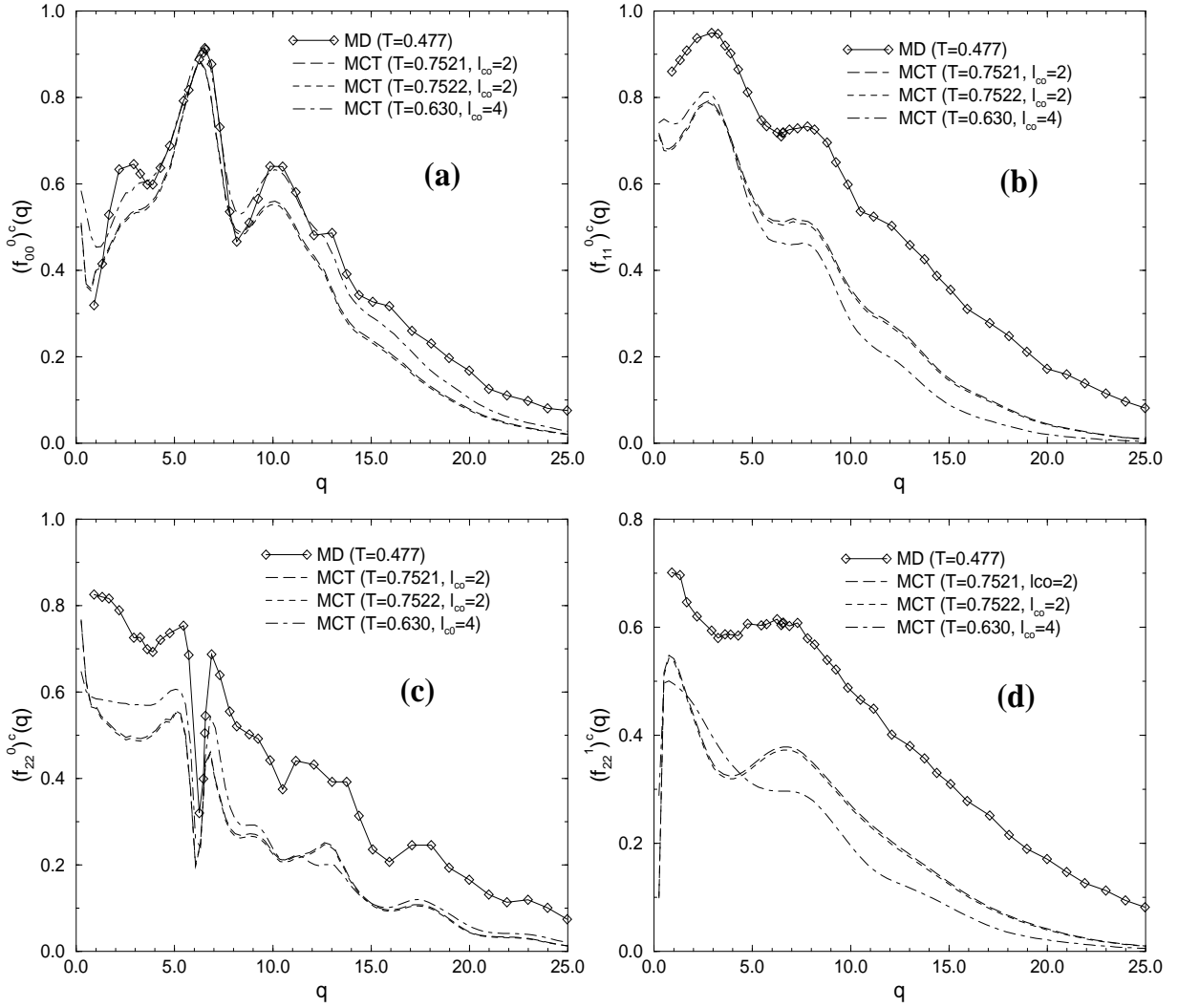


FIG. 3. Normalized diagonal elements $f_{ll}^m(q)$ of the non ergodicity parameter matrix. As normalization the corresponding diagonal elements of the static structure factor are used. Shown are the elements for $(l, m) = (0, 0)$ (a), $(l, m) = (1, 0)$ (b), $(l, m) = (2, 0)$ (c) and $(l, m) = (2, 1)$ (d). The full line is the result of the simulation at $T = 0.477$ obtained by fitting a von Schweidler law plus corrections of order $(t/\tau_\alpha)^{2b}$ to the simulation data. The estimated critical temperature is $T_c = 0.475$. The long dashed line is the result of the fixed point iteration for upper cut off $l_{co} = 2$ at $T = 0.7521$ slightly below the theoretical $T_c = 0.75215$. The short dashed curve is the result of the quasi stationary criterion for upper cut off $l_{co} = 2$ at $T = 0.7522$ slightly above the theoretical T_c . The dashed dotted curve is the result of the quasi stationary criterion for upper cut off $l_{co} = 4$ at $T = 0.630$ (above the theoretical T_c) for $l_{co} = 4$.

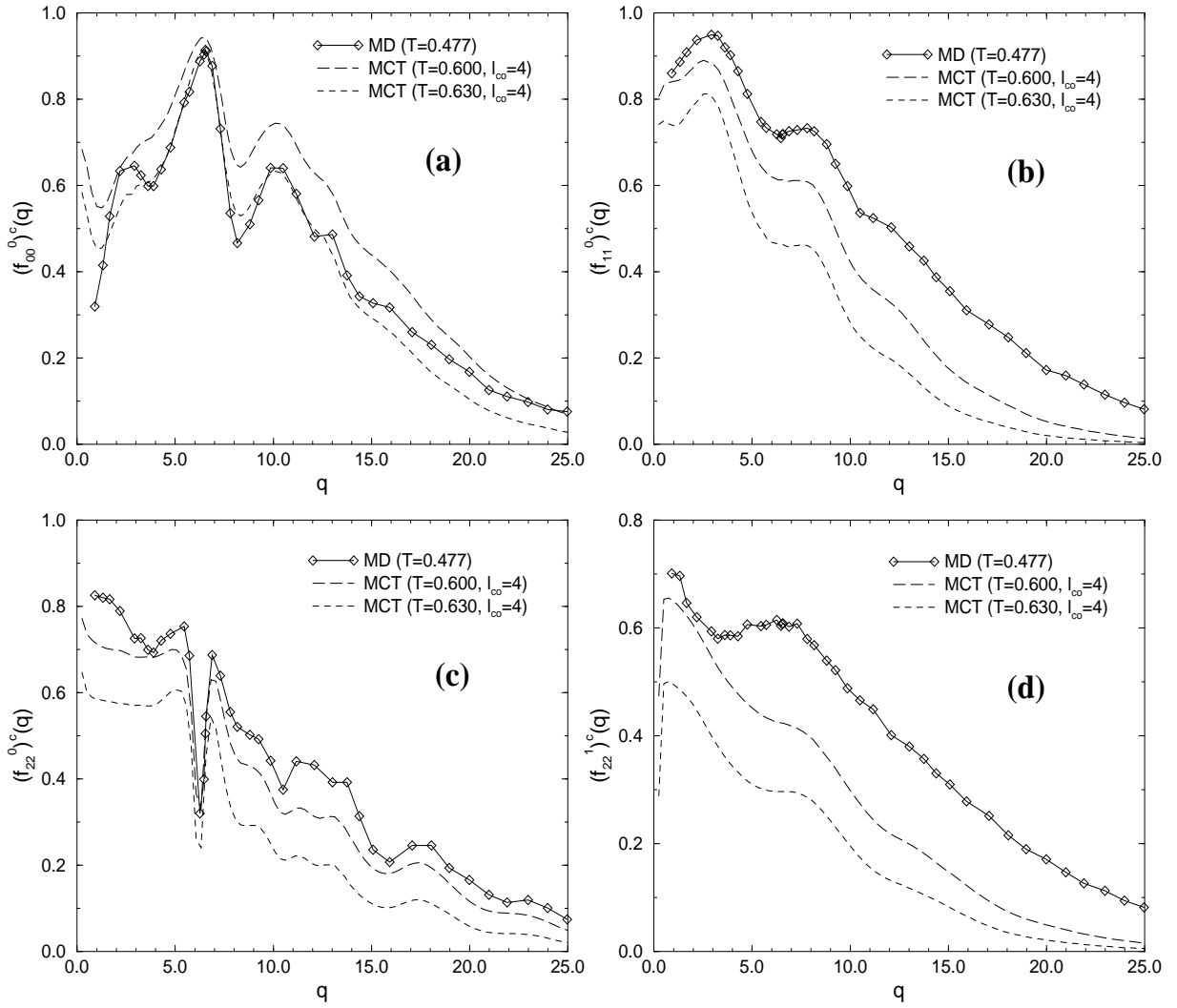


FIG. 4. Normalized diagonal elements $f_{ll}^m(q)$ of the non ergodicity parameter matrix for $l_{co} = 4$ obtained with fixed point method and stationary criterion respectively in comparison with simulation. As normalization the corresponding diagonal elements of the static structure factor are used. Shown are the elements for $(l, m) = (0, 0)$ (a), $(l, m) = (1, 0)$ (b), $(l, m) = (2, 0)$ (c) and $(l, m) = (2, 1)$ (d). The full line is the result of the simulation at $T = 0.477$. The long dashed line is the result of the fixed point iteration for upper cut off $l_{co} = 4$ at $T = 0.600$. The short dashed curve is the result of the quasi stationary criterion for upper cut off $l_{co} = 4$ at $T = 0.630$

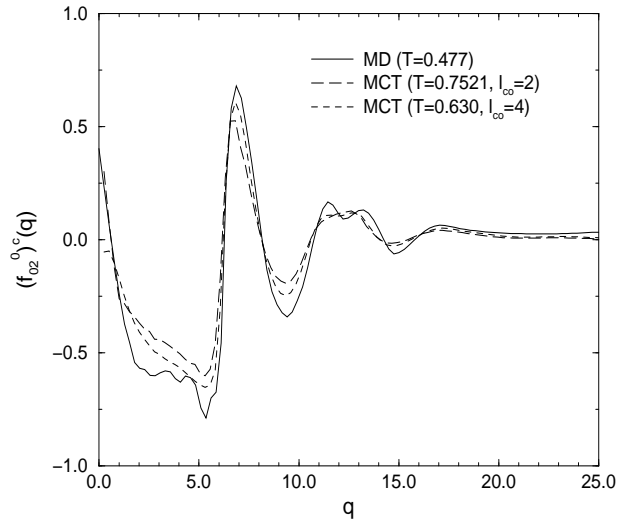


FIG. 5. Normalized off diagonal elements $f_{02}^0(q)$ of the non ergodicity parameter matrix. As normalization $\sqrt{S_{00}^0 S_{22}^0}$ was chosen. The full line is the result of the simulation at $T = 0.477$. The long dashed line is the result of the fixed point iteration for upper cut off $l_{co} = 2$ at $T = 0.7521$. The short dashed curve is the result of the quasi stationary criterion for upper cut off $l_{co} = 4$ at $T = 0.630$.

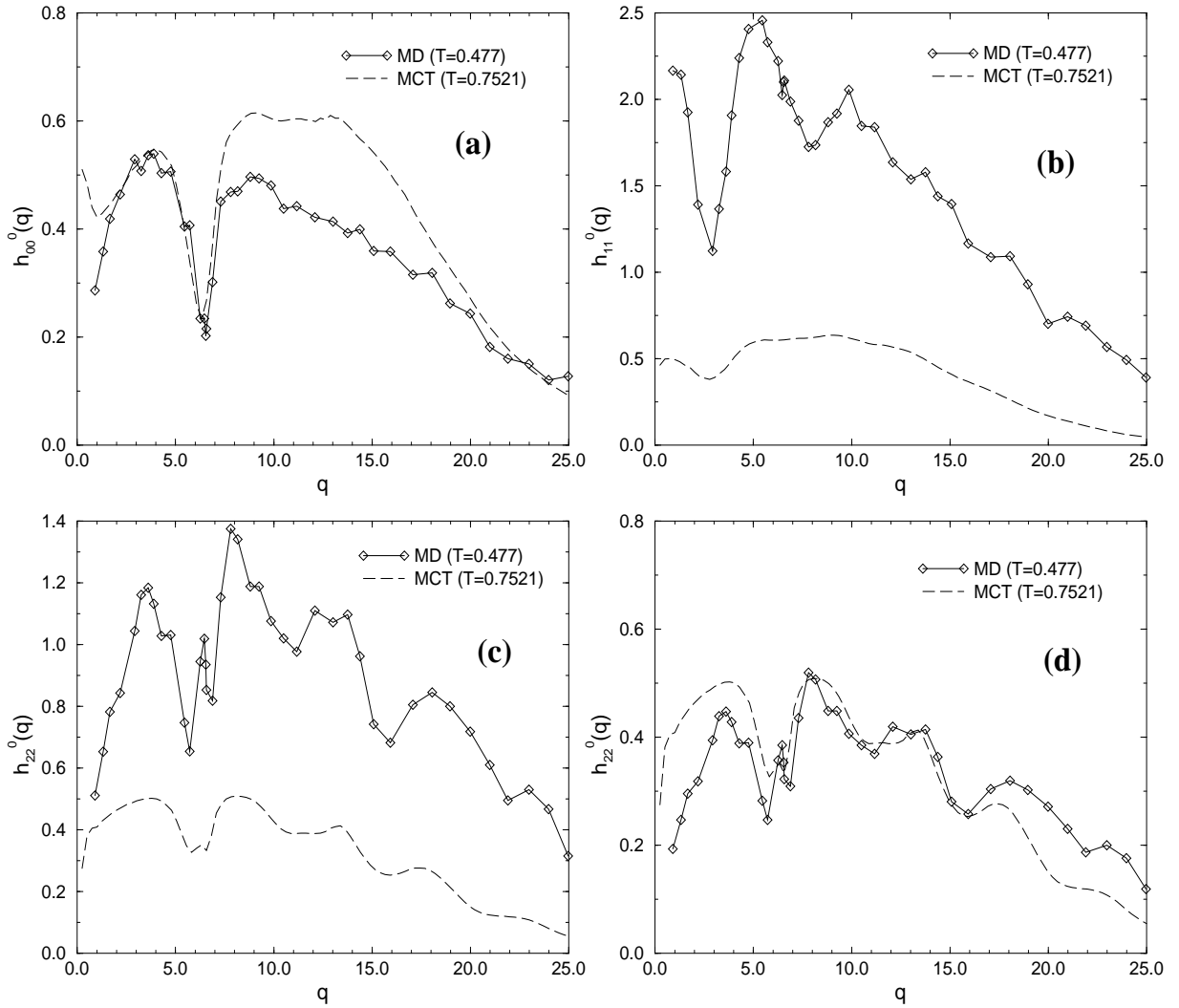


FIG. 6. Normalized diagonal elements $h_{ll}^m(q)$ of the matrix of critical amplitudes. As normalization the corresponding diagonal elements of the static structure factor are used. The result of the simulation at $T = 0.477$ is obtained by fitting a von Schweidler law plus corrections of order $(t/\tau_\alpha)^{2b}$ to the simulation data. The fits to the simulations (full lines) are multiplied with a factor 200 (see text for details) to obtain best agreement with the theoretical result for $h_{00}^0(q)$. Shown are the theoretical results for $T = 0.7521$, upper cut off $l_{co} = 2$. 6(a)-(c) show the results for $(l, m) = (0, 0), (1, 0), (2, 0)$ respectively. The dashed curve is always the result of the theory. 6(d) shows again the same theoretical result as in Fig 6(c), but the free scale factor the critical amplitude of the simulation is chosen to optimize the agreement with theory (see text for details).

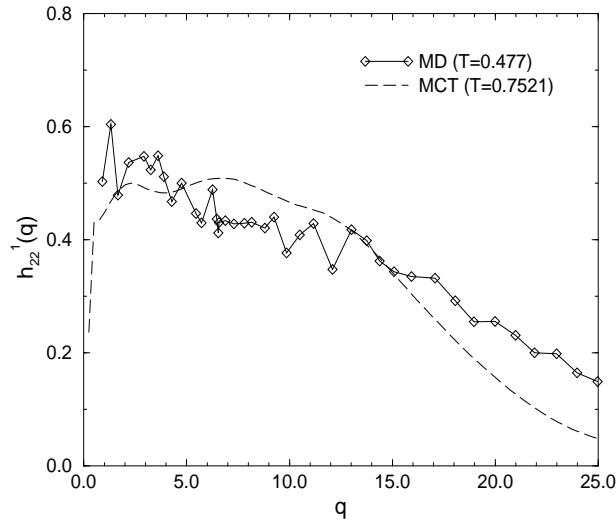


FIG. 7. Normalized critical amplitude $h_{22}^1(q)$. The critical amplitude of the simulation (full line) is multiplied with a free scale factor to optimize agreement with theory (see text for details). Shown is the theoretical result for $T = 0.7521$ (dashed line).

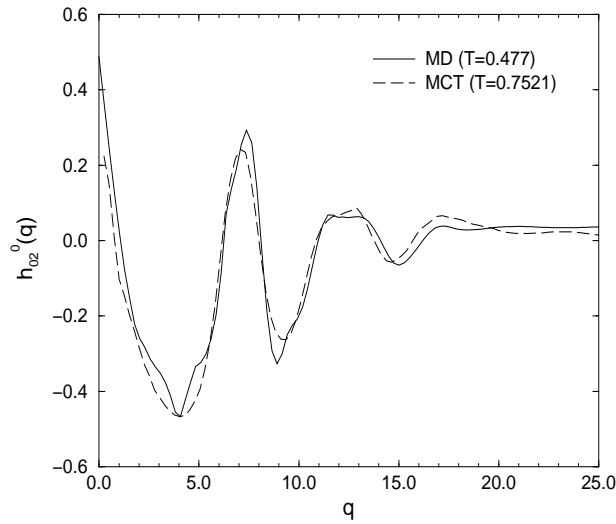


FIG. 8. Normalized critical amplitude $h_{02}^0(q)$. The critical amplitude of the simulation at $T = 0.477$ (full line) is multiplied with a free scale factor to optimize agreement with theory (see text for details). Shown is the theoretical result for $T = 0.7521$ (dashed line). Since the raw data of the simulations had to be smoothed, the data points are omitted.