

Comment on “Statistics of the Lyapunov Exponent in 1D Random periodic-on-Average Systems” [Phys. Rev. Lett. 81, 5390, 1998]

P.-G. Luan and Z. Ye

Wave Phenomena Laboratory, Department of Physics, National Central University, Chung-li, Taiwan 320
(November 9, 2018)

In this comment, we would like to point out possible numerical errors in a recent Letter by Deych *et al.* [1].

In [1], the authors pointed out an interesting observation that in some 1D random periodic-on-average systems, states from pass bands and band edges of the underlying band structure follow single parameter scaling with universal behavior, whereas states from the interior of the band gaps do not have universal behavior and require two parameters to describe their scaling properties. When the degree of disorder exceeds a certain threshold the single parameter scaling is restored for an entire band gap. Upon careful inspection, we find that while these conclusions are qualitatively valid, there may be some numerical errors in the results of [1].

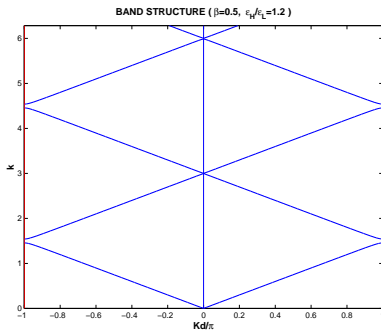


FIG. 1. Band structure

The model and all the parameters used in the following computation are the same as in [1]. The model in [1] is essentially the same as the second model in [2]. First we compute the band structure using Eq. (6) of [2] the result is presented in Fig. 1. It shows that the first band gap occurs between $k = 1.456$ and 1.543 and there is a very narrow second gap located between $k = 2.992$ and 3.005 . The third band gap is at around $k = 4.5$. In [1], however, the results indicates a band gap at around $k = 2.86$ which is absent in our computation. To validate our program, we used the parameters from [2] in the computation and obtained the same band structure results as in [2]. Moreover, by adjusting the parameters we were also able to reproduce almost exactly the same result for the disorder dependence of the Lyapunov exponent as in Fig. 1 of [3].

Following [1], we then compute the disorder dependence of the Lyapunov exponent on the standard deviation in the randomness of the layers' thickness denoted by σ , and the frequency dependence of the Lyapunov exponent and its variance for frequencies covering the

first three band gaps. The results are shown in Fig. 2. It is clear that the results for frequencies covering the first band gaps are qualitatively in agreement with the results in Fig. 1 and Fig. 2 of [1], except that the band gap in [1] is implied at around $k = 2.86$. In particular, as the randomness increases, all the Lyapunov exponent curves merge. For frequencies in the vicinity of the second band gap, however, the exponent curves come across into each other at a certain level of disorder, but split again as the amount of disorder increases further. This is shown in Fig. 2(a2). In this case, for the same level of the disorder the double peaked structure of the variance observed in the first band gap disappears (Fig. 1(b2)). When the disorder decreases, to $\sigma = 0.00577$ say, the double peaks appear again. For frequencies near the third band gap, as indicated by Fig. 2(a3) and (b3) the results appear to follow the features at frequencies around the first band gap. For comparison, we also plot in Fig. 3 the dependence of the Lyapunov exponent on the standard deviation σ of the layer randomness at the frequencies indicated in Fig. 2 of [1]. At these frequencies, all curves seem to merge.

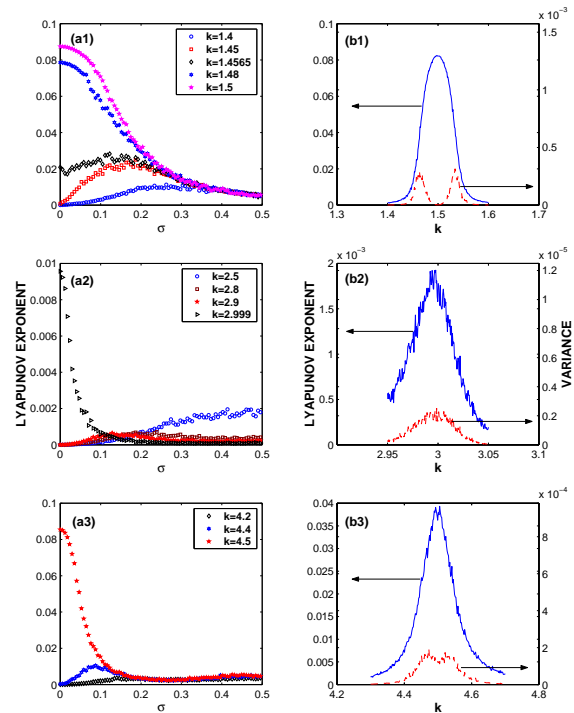


FIG. 2. Left panel: The dependence of the Lyapunov exponent on for different k in the around the first, second and third band gaps respectively. Right panel: Frequency dependence of the Lyapunov exponent and its variance for the frequencies covering the first, second and the third band gaps. For the right panel, σ is taken as 0.0577.

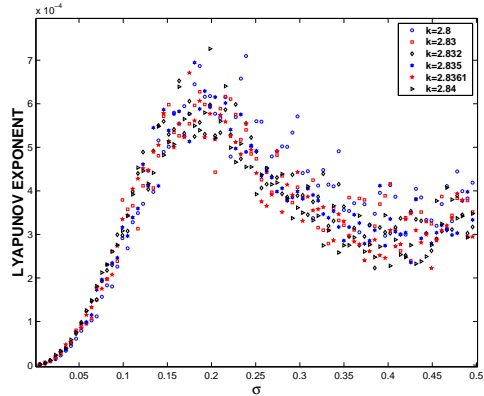


FIG. 3. The dependence of the Lyapunov exponent on the standard deviation σ of the random layers' thickness for different k .

This work received support from National Science Council (Grant No. NSC-89-2112-M008-008 and NSC-89-2611-M008-002).

[1] L. I. Deych, D. Zaslavsky, and A. A. Lisyansky, Phys. Rev. Lett. **81**, 5390 (1998).
 [2] A. R. McGurn, K. T. Christensen, F. M. Mueller, and A. A. Maradudin, Phys. Rev. **B** 47, 13120 (1993).
 [3] V. D. Freilikher, et al, Phys. Rev. **E** 51, 6301 (1995).