

Coherent dipolar correlations in the ground-state of Kagome frustrated antiferromagnets.

Nir Gov

Department of Physics,

University of Illinois at Urbana-Champaign, 1110 Green St., Urbana 61801, U.S.A.

We propose a new model for the nature of the low temperature phase of a geometrically frustrated antiferromagnet (AFM) with a Kagome lattice, $\text{SrCr}_{8-x}\text{Ga}_{4+x}\text{O}_{19}$. We propose that the long-range dipolar interaction between the magnetic Cr^{3+} ions introduces correlations in their dynamics. The dipolar ground-state has the spins performing correlated zero-point oscillations in a coherent state with a well defined global phase and a complex order-parameter (i.e. Off-Diagonal Long Range Order). We calculate the magnon excitations of such a dipolar array and we find good agreement with the spin-wave velocities inferred from measurements of the specific-heat. Various experimental properties of these materials are naturally explained by such a model.

PACS: 75.45.+j, 75.10.-b, 75.50.Lk

I. INTRODUCTION

The problem of the low temperature magnetic phase of materials with strong geometric frustration against antiferromagnetic (AFM) order is a long standing one¹. Especially interesting are systems where there does appear at finite temperature a low-temperature phase which has some properties of a spin-glass but also of an ordered spin phase. The most prominent examples are materials with a lattice containing magnetic ions in planes with Kagome symmetry¹, such as $\text{SrCr}_{8-x}\text{Ga}_{4+x}\text{O}_{19}$ (SCGO), on which we shall concentrate in this paper. Experimental evidence²⁻⁹ points to a low temperature ($T_c \simeq 3\text{K}$) phase which has no static staggered magnetic moment⁵, while at the same time possesses properties of long-range order⁷ such as a spin-wave-like spectrum indicated by the specific-heat measurements. There is additionally a marked difference between Zero-Field-Cooled (ZFC) and Field-Cooled (FC) magnetic susceptibilities¹⁰ typical of a spin-glass (SG)¹¹. From the relaxation rate of polarized muons^{12,13} it was found that there are locally fluctuating magnetic spins even at $T \rightarrow 0$. Additionally the muon spin relaxation has a unique Gaussian time dependence^{13,14}.

Taking into account the available experimental data and theoretical models, we here propose a new model to describe the low-temperature phase of SCGO. We first note that in addition to the nearest-neighbor exchange interactions, there is a direct magnetic dipole-dipole interaction between the Cr^{3+} ions. In the Kagome plane of SCGO this dipolar interaction energy is of order (taking the Cr^{3+} magnetic moment as² $3.8\mu_B$): $E_{dd} = (3.8\mu_B)^2/a^3 \sim 0.4\text{K}$, where the nearest-neighbor distance is⁷ $a = 2.93\text{\AA}$. This dipolar interaction is therefore of the order of the transition temperature and is important in determining the properties of the low-temperature phase. This has to be combined with the theoretical analysis^{1,15,5} which points to a high zero-point energy of the Heisenberg Hamiltonian in the Kagome geometry, with no long-range order.

We shall develop an effective model for the low-temperature phase of SCGO, where we assume that the spins in the Kagome planes coherently zero-point oscillate between the different degenerate configurations which minimize the AFM exchange interactions (Fig.1) through states which minimize the direct magnetic dipolar interaction energy. The dipolar interaction selects a pair of degenerate configurations which minimize the overall dipolar energy, and the system then performs coherent zero-point oscillations between these two equivalent configurations (Fig.2a). We therefore have a quantum resonance at the frequency determined by the dipolar splitting of the ground-state. An effective Hamiltonian which describes the coherent dipolar interactions is diagonalized and its spin-wave spectrum agrees with specific heat data.

II. DIPOLAR QUANTUM RESONANCE

Above the transition temperature SCGO has antiferromagnetic correlations with a Curie-Weiss temperature⁴ of $\theta_{CW} \simeq -500\text{K}$, indicating strong AFM exchange interactions between the magnetic ions. These strong interactions do not lead to an ordered AFM phase due to geometric frustration. Extensive numerical calculations of such two-dimensional spin systems have not yielded any finite temperature phase transition^{1,15,16}. Classically, this system is characterized by a highly degenerate and connected (zero-energy modes) ground-state. The quantum nearest-neighbor Heisenberg model treatment of this system imposes a constraint of zero total spin in each triangle of the Kagome lattice in the ground state. Calculations for the purely two dimensional case, show that quantum fluctuations will select coplanar spin configurations over non-coplanar ones¹, with the spins tunnelling between the different degenerate configurations¹⁷. This does not result though, in a finite temperature transition to a more ordered phase, due to the geometric frustration.

The ground state of the nearest-neighbor Heisenberg model for the frustrated Kagome AF can be pictured as spread out over a multi-well spin-space potential^{1,15}, where the minima of the potential are at the coplanar spin arrangements (Fig.1). The height of the potential barrier between the minima is of the order of the AF exchange interaction¹⁷ J (Fig.1). The ground state is therefore a superposition of the different coplanar configurations with no long-range order^{1,15,5}, i.e. a "spin-liquid". We do not wish to attempt a detailed description of this ground-state, which is a very complicated problem, but rather assume that all the correlations due to the nearest-neighbor exchange interactions are included in the large (of order J) zero-point energy of the spins in the ground-state. We note that due to the frustration the nearest-neighbor exchange interactions of order J do not freeze the system into one of the minima, but maintain its high zero-point energy (of order J), making random zero-point fluctuations between the different states (Fig.1).

Introducing the effect of dipolar interactions, the energies of the different spin configurations over which the ground-state is spread, are now split by the dipolar energy (Fig.1). We assume that the spins in the Kagome planes make coherent zero-point oscillations between the different degenerate "J-minimizing" configurations (Fig.1) through states which minimize the direct magnetic dipolar interaction energy. The dipolar interaction selects a coherent state out of the ground-state superposition of spins directions (Fig.2b). In this coherent state the individual spins zero-point oscillate between the many coplanar (J-minimizing) states (Fig.1) through intermediate states that minimize the dipolar interaction energy (Fig.2a). The relatively weak dipolar interaction splits the Heisenberg ground-state energy and creates a situation of macroscopic quantum resonance. We therefore have a collective 'double well' state, in which many nearly degenerate spin configurations reach resonance due to the coupling through the dipolar interaction. In this quantum resonance the system makes zero-point correlated oscillations between J-minimizing configurations through the barrier configurations (Fig.1) that minimize the dipolar interaction energy (Fig.2). The quantum resonance is at a frequency determined by the dipolar splitting of the ground-state.

The large difference in energy scale between the exchange ($\sim 100\text{K}$) and dipolar interactions ($\sim 1\text{K}$) allows us to limit our treatment to the dipolar interactions alone. Assuming therefore that the coherent zero-point oscillation of the spins is controlled by the relatively weak dipolar interactions, we can consider only these interactions when describing the low-lying excitations of the low-temperature phase. This allows us to proceed by describing the spin-waves as the modulations in the dipolar interactions around the configuration that minimizes these interactions alone.

The specific spin configuration which we find that minimizes¹⁸ the dipolar interaction is shown in Fig.2a.

The additional constraint of zero total magnetic moment in each unit cell, is fulfilled by alternating between the up/down spins in each of the interpenetrating Kagome planes of the SCGO crystal⁶. This is not a minimum configuration with respect to the exchange interactions, since the total spin on each triangle is not zero, but the system explores these states due to its high zero-point energy of order J (Fig.1). The overall dipolar interaction energy is given by

$$E_{dd} = \sum_{i \neq j} \frac{\mu_i \cdot \mu_j - 3(\mu_i \cdot \hat{\mathbf{r}}_{ij})(\mu_j \cdot \hat{\mathbf{r}}_{ij})}{|\mathbf{r}_{ij}|^3} \quad (1)$$

where for Cr^{3+} ions in SCGO, $|\mu| = 3.8\mu_B$. This energy is $E_{dd} \simeq -1.6\text{K}$ for the spins marked by filled circles (A) and $E_{dd} \simeq 0.4\text{K}$ for spins marked by empty circles (B) in Fig.2a, giving an overall energy reduction in this arrangement, since there are two B spins for every A spin. The local flip (π phase shift) of an A spin out of the above arrangement costs an energy $E_0 = 2|E_{dd}| \simeq 3.2\text{K}$, and can be treated as a local excitation. This is just the resonance energy split shown in Fig.1, describing the zero-point oscillation of the spins between the two equivalent up-down configurations of Fig.2. The experimental data indicates almost no frozen (static) magnetic moment^{5,14} at low temperatures, justifying taking the full magnetic moment of the Cr^{3+} ion as taking part in the coherent zero-point oscillations. We point out that in the two-dimensional Kagome planes there is a global axis along which the spins naturally resonate, which is the normal to the planes. This is in contrast to a three-dimensional pyrochlore network material, where there is no such global axis.

The above model therefore accounts for the dynamic nature of the spins in the low-temperature phase, while having a long-range phase order. Experimental evidence for this proposed arrangement of the zero-point oscillating spins may be indicated by the diffuse elastic-Bragg scattering peak detected in neutron scattering⁵. The measurement indicates a lack of a well-defined long-range spatial order. In our model the spins zero-point oscillate in phase over the entire lattice, but different crystals in the powder sample have different phases, so that the overall interference is randomized. Furthermore, the J-minimizing states through which the spins zero-point oscillate are random between different Kagome planes, i.e. have no long-range spin order. The peak position at $\sim 1.4\text{\AA}^{-1}$ corresponds to a periodicity of $\sim 4.5\text{\AA}$, which is the size of approximately two triangles in the Kagome plane, and agrees with the periodicity of the dipolar arrangement we propose in Fig.2a. We wish to stress that the dynamic nature of this coherent-state involves a gauge symmetry breaking, in the form of a defined relative phase of the zero-point oscillating dipoles (see Eq.(5)). The time-independent ground-state is described by averaging over all possible global phases, after establishing the relative phase relation. This is similar to the case of superconductivity and superfluidity¹⁹.

An additional advantage of our model is that the energy scale of the low-temperature phase is determined by the long-range (dipolar) interactions. This means that the absence of any measured critical behavior at the Kagome percolation concentration¹³ $p_{percol} = 0.6527$ of the Cr atoms, is naturally explained. A phase transition driven by the nearest-neighbor exchange interactions would have been sensitive to the percolation transition. The linear dependence of the transition temperature² on the Cr concentration p also follows naturally from the summation in (1). It was previously noted²⁰ that the independence of the qualitative properties of the low-temperature phase on the dilution p may indicate the occurrence of long-range interactions. From experiments² it is found that the zero transition temperature is shifted to a critical dilution $p_c \simeq 0.2$. This non-zero dilution may arise due to some additional weak interactions or impurities outside the Kagome planes, which dominate over the dipolar interactions when the latter become too weak, and therefore destroy the coherent state below p_c .

The coherent order of the zero-point oscillating spins can be destroyed if an additional static local magnetic moment induces a preferred static orientation for the Kagome spins. Such experiments³ show that magnetic ions (Fe) in the layers between the Kagome planes, turn the SCGO into a normal SG material. These static (but random) magnetic ions destroy the quantum resonance of the Kagome spins and force them into a static equilibrium orientation. The system has a new SG transition temperature $T_{SG} \sim 25\text{K}$, i.e. an order of magnitude larger than the dipole-induced transition temperature T_c . This indicates that the SG transition is controlled by the strong exchange interactions between the Cr-Cr and Cr-Fe electrons, which induce a static freezing of the spins in random orientations.

III. SPIN-WAVES

The collective excitations of the coherent zero-point oscillating spins are spatial modulations of the relative phases of the spins with respect to the ground-state configuration of Fig.2a. The spins in the sparse rows (filled circles in Fig.2a) are in a minimum of the dipolar energy so that they feel a restoring force and support spin-wave excitations. The effective Hamiltonian describing the interacting local spins, taking into account only the dipolar interaction, is^{21,22}

$$H_{loc} = \sum_k (E_0 + X(k)) \left(b_k^\dagger b_k + \frac{1}{2} \right) + \sum_k X(k) \left(b_k^\dagger b_{-k}^\dagger + b_k b_{-k} \right) \quad (2)$$

where b_k^\dagger, b_k are Bose creation/annihilation operators of a local spin-flip with respect to the configuration of Fig.2a. These local spin-flips can be treated as bosons using the

standard Holstein-Primakoff procedure²². E_0 is the bare energy of a local spin flip and $X(k)$ is the dipolar interaction matrix element modulated along some direction \mathbf{k} in the Kagome plane, given by²³

$$X(\mathbf{k}) = -|\mu|^2 \sum_{i \neq 0} \left[\frac{3 \cos^2(\mu \cdot (\mathbf{r}_0 - \mathbf{r}_i)) - 1}{|\mathbf{r}_0 - \mathbf{r}_i|^3} \right] \times \exp[2\pi i \mathbf{k} \cdot (\mathbf{r}_0 - \mathbf{r}_i)] \quad (3)$$

where we assume that the ground-state is given by the configuration of Fig.2, so that all the magnetic moments μ are normal to the Kagome planes.

At $k = 0$ the interaction matrix $X(k)$ is just the dipolar energy (1). The Hamiltonian H_{loc} (2), which describes the effective interaction between localized modes, can be diagonalized using the Bogoliubov transformation $\beta_k = u(k)b_k + v(k)b_{-k}^\dagger$. The two functions $u(k)$ and $v(k)$ are given by

$$u^2(k) = \frac{1}{2} \left(\frac{E_0 + X(k)}{E(k)} + 1 \right), v^2(k) = \frac{1}{2} \left(\frac{E_0 + X(k)}{E(k)} - 1 \right) \quad (4)$$

The coherent ground state is given by²⁴

$$|\Psi_0\rangle = \prod_k \exp\left(\frac{v_k}{u_k} b_k^\dagger b_{-k}^\dagger\right) |vac\rangle \quad (5)$$

and the energy spectrum is

$$E(k) = \sqrt{E_0(E_0 + 2X(k))} \quad (6)$$

It is clear from (6) and the definition of E_0 that the spectrum of the excitations is gapless, since we have $-2X(0) \equiv E_0 \simeq 3.2\text{K}$, i.e. the bare local-mode energy is a local spin flip²¹.

The function $X(k)$ can be calculated in any direction of the lattice with the corresponding energy spectra (6) (Fig.3). Since spin-waves are transverse and our ground-state configuration has the spins normal to the Kagome planes (Fig.2), we have spin-waves only in the Kagome planes. We find that in the limit $k \rightarrow 0$ the energy spectrum is linear with a velocity in the range 60-80 m/sec (Fig.3). The specific heat measurements provide an estimate of the excitation spectrum in this linear limit. The spin wave velocity C at $k \rightarrow 0$ is related to the specific-heat by⁴: $C_v = 2.3 (k_B^3/h^2 C^2) T^2$. This velocity is found to be linear⁴ in the dilution p and is ~ 100 m/sec ($p = 0.89$). This velocity is much lower than that calculated using the strong nearest-neighbor exchange interactions^{16,20}. Current neutron scattering data⁷ is not accurate enough at low energies to resolve the detailed structure of the spin-wave spectrum. Still in Ref.[6] there is some structure in the inelastic neutron scattering at energies $\sim 2 - 5\text{K}$, which may indicate the spin-wave spectrum of Fig.3.

To compare with our calculation we must divide our calculated specific heat by 3 since only a third of the spins

reside in the sparse rows (Fig.2), for which the spin waves are described by (6). To agree with the experimental data we would therefore need a velocity of ~ 60 m/sec, which is indeed in the range of velocities we calculated. The linear dependence of this velocity on the dilution p is again a trivial consequence of (1), since there is a single energy scale in our model.

Using the analogy with a usual AFM²⁵ (see next section), a mean-field description of the thermal reduction of the staggered magnetization gives a transition temperature: $T_c \sim 3\text{K}$ for the sample with $E_0 \simeq 2.2\text{K}$ ($p = 0.89$). This is in rough agreement with the measured transition temperature⁴ of $3.5 \pm 0.1\text{K}$.

IV. SPIN CORRELATIONS AND EXPERIMENTAL PROBES

The configuration of the relative phases of the zero-point scillating dipoles in the ground-state of Fig.2a resembles an AFM. We shall now make the analogy between the coherent ground-state (Fig.2) and an AFM more precise. The operators b_k^\dagger, b_k , of a spin-flip are with respect to the ground-state configuration of Fig.2a, and therefore correspond to the staggered magnetization operators of an AFM (in the small k limit). Their correlation function: $S_{b_k, b_{-k}}(k) = (v(k) - u(k))^2 = E_0/E(k)$, has the $1/k$ divergence expected for the long-range order of the staggered magnetization in an AFM¹⁹. The static structure-factor of the spins, as measured by neutron scattering⁸, shows approximately a linear behavior: $S(k) \sim k$ in the $k \rightarrow 0$ limit. This is typical of the response function of the transverse magnetization in an AFM¹⁹. The total transverse magnetization behaves as the density of a normal liquid, and in the limit $k \rightarrow 0$ has a correlation function: $S_{M_\perp M_\perp}(k \rightarrow 0) \rightarrow \hbar ck/E_0$ (where we wrote the dimensionless structure-factor using the perpendicular susceptibility $\chi_\perp \sim 1/E_0$). The measured dynamic response functions are therefore in agreement with this model, in which the ground-state has some features of a standard AFM. Unlike a static AFM the staggered magnetization operators b_k^\dagger, b_k are with respect to the zero-point coherent oscillations, driven by the dipolar interactions of energy E_0 . Their spatial correlation functions, though, are similar.

Another puzzling phenomenon of the SCGO is the marked difference between Zero-Field-Cooled (ZFC) and Field-Cooled (FC) static magnetic susceptibility^{10,4}. The measured cusp in the ZFC magnetic susceptibility defines the transition temperature. These experimental results resemble the difference between the longitudinal and perpendicular susceptibilities of a usual AFM²⁵, and also of a normal SG material¹¹. We shall now give a qualitative description of this behavior in SCGO, as follows from our model of the low-temperature phase.

In the FC case we have a magnetic field (taken to be along the z -direction) which breaks the quantum reso-

nance for the zero-point oscillating spin configurations in planes perpendicular to the field (Fig.4b). Since the experiment is done using a powder, there are crystals with all possible orientations of the Kagome planes. The coherent phase (i.e., the quantum resonance) therefore develops only in planes which are parallel to the external field, where the spins have the zero-point oscillating AFM-like order of Fig.2a, perpendicular to the applied field. The planes without the coherent order give zero average instantaneous contribution to the internal magnetic field in the z -direction (for relatively weak fields $\mu H \ll J$). We therefore expect to find a magnetic response which is similar to that of a normal AFM in a perpendicular external magnetic field, which is non-zero and almost constant with temperature: $\chi_{FC} = \chi_\perp \sim 1/E_0 \neq 0$. The smallness of the dipolar interactions (E_0) account for the relatively large low-temperature FC susceptibility.

In the ZFC state the coherent order is established in all the crystals of the powder (Fig.4a). For an applied field which is weak compared with the internal magnetic fields, spins parallel to the external field do not respond²⁵ ($\chi_\parallel \rightarrow 0$ for $T \rightarrow 0$). The internal fields in the z -direction due to these spins completely mask the external field so that crystals with spins perpendicular to the external field do not respond either, i.e., $\chi_{ZFC}(T=0) = \chi_\parallel(T=0) = 0$. This explains the vanishing susceptibility of the ZFC in small applied fields as $T \rightarrow 0$. The magnitude of the internal magnetic fields can be estimated from (1) as: $H_0 \simeq E_0/3.8\mu_B \simeq 12\text{kG}$. Only for external fields approaching the size of these internal fields does the $T=0$ ZFC response approaches the FC response^{12,13}.

Muon Spin-Relaxation (μSR) experiments^{12,13} probe the spatial and temporal correlations of the spins. These experiments show that the low-temperature relaxation rate of polarized muons is finite and temperature-independent in the low-temperature phase, which means that the magnetic spins are fluctuating even at $T \rightarrow 0$. The coherent state we propose has long-range spatial correlations of the phase of the zero-point oscillating spins, so they do remain dynamic even at $T=0$.

Indeed, (5) describes a coherent state with Off-Diagonal Long-Range Order (ODLRO) of the zero-point oscillating spins. This is a system with broken global gauge symmetry, in the form of a global phase of the zero-point oscillating spins (a complex order parameter). These long-range spatial and temporal correlations appear in the time dependence of the muon spin relaxation which changes from exponential above the transition temperature to Gaussian¹³ as $T \rightarrow 0$. Gaussian decay of the polarization arises in cases of long-range (time-independent) temporal correlations between the spins²⁶, as occurs in the coherent phase we propose. The coherent zero-point oscillations of the spins will produce a zero average static magnetic moment, so there will therefore be no oscillating signal in the muon polarization decay, which is typical of static magnetic order²⁶.

The muon spins that will be excited to oscillate in phase with the coherent zero-point oscillations of the Kagome spins (i.e. frequency E_0/\hbar), will see a constant magnetic field, with a resulting Gaussian time decay of the muon polarization²⁷. The rate at which muons will follow the coherently oscillating Kagome spins is given by second-order time dependent perturbation theory²⁸. It is equal to the probability per unit time of exciting the muon by the periodic zero-point oscillations of the lattice spins

$$P(t) \propto \frac{|W|^2}{\hbar^2 \omega} \quad (7)$$

where the the matrix element coupling the muons to the local magnetic fields is $|W| \simeq \gamma_\mu \Delta B_\mu$ where ΔB_μ is the rms deviation of the internal magnetic field at the muon site and γ_μ is the muon magnetic moment. Since this rms field is due to the coherent zero-point oscillations of the Kagome spins, it is of order H_0 . The frequency $\omega = E_0/\hbar$ is that of the zero-point oscillations of the lattice spins, so the resulting rate of muon depolarization is given by

$$\lambda = \frac{|\gamma_\mu \Delta B_\mu|^2}{E_0} \simeq 10\text{MHz} \quad (8)$$

in excellent agreement with experimental results¹³. This rate of muon depolarization should apply as long as the probability is much less than 1, i.e. for $t \ll 1/\lambda \simeq 0.1\mu\text{sec}$. Indeed at longer times there is a deviation from the Gaussian depolarization curve¹³. Since the coherent zero-point magnetic fields are linear with the dipolar energy $H_0 \propto E_0$, this decay rate is linearly proportional to the dilution p . The linear dependence of λ on the dilution p is roughly supported by the experimental results¹³, if we note that the zero of the coherent oscillations is shifted to² a critical dilution $p_c \simeq 0.2$, as does the transition temperature. Above the transition temperature the spin fluctuations are uncorrelated, resulting in an exponential decay of the muon polarization.

V. CONCLUSION

We conclude that a model of correlated and coherent zero-point oscillations of the Kagome spins, driven by the magnetic dipolar interactions, describes the essential features of the low-temperature phase of the geometrically frustrated AFM with Kagome lattice, namely SCGO. This model describes a magnetic phase which has an ODLRO and a complex order parameter (5). If the disordered high-temperature phase is called a spin-liquid¹, then the coherent low-temperature phase described in this work is a "spin-superfluid". The number occupation of the coherent spin-flips diverges: $\langle n_k \rangle = 2v(k)^2 \sim 1/k$, signaling condensation in the $k = 0$ state in a Bose liquid²⁹.

Due to the complex order-parameter, this phase can therefore support linear defects ("spin-vortices") in this

order parameter, with quantized "spin-currents". The coherent state we have proposed may also have relevance to the studies of macroscopic quantum coherence in molecular magnets and other materials³⁰.

Acknowledgement Part of this work was done in the Technion-Israel Institute of Technology, Haifa, Israel. I thank Gordon Baym, Amit Keren and Efrat Shimshoni for usefull discussions and suggestions. I also thank Amit Keren for access to his recent experimental data. This work was supported by the Fulbright Foreign Scholarship grant, the Center for Advanced Studies and NSF grant no. PHY-98-00978.

-
- ¹ P. Chandra, P. Coleman and I. Ritchey, J. Phys. I France **3** (1993) 591.
 - ² B. Martinez *et al.*, Phys. Rev. B **46** (1992) 10786.
 - ³ B. Martinez, A. Labarta, R. Rodriguez-Sola and X. Obradors, Phys. Rev. B **50** (1994) 15779.
 - ⁴ A.P. Ramirez, G.P. Espinosa and A.S. Cooper, Phys. Rev. B **45** (1992) 2505; A.P. Ramirez, G.P. Espinosa and A.S. Cooper, Phys. Rev. Lett. **64** (1990) 2070.
 - ⁵ C. Broholm, G. Aeppli, G.P. Espinosa and A.S. Cooper, J. Appl. Phys. **69** (1991) 4968.
 - ⁶ G. Aeppli *et al.*, J. of Mag. and Mag. Mat. **90&91** (1990) 255; Phys. Rev. Lett. **65** (1990) 3173.
 - ⁷ G. Aeppli *et al.*, Physica B **213&214** (1995) 142.
 - ⁸ S.H. Lee *et al.*, Phys. Rev. Lett. **76** (1996) 4424; S.H. Lee *et al.*, Europhys. Lett. **35** (1996) 127.
 - ⁹ S.H. Lee *et al.*, Phys. Rev. B **56** (1997) 8091. A. Keren *et al.*, Phys. Rev. B **53** (1996) 6451.
 - ¹⁰ A.P. Ramirez, Annu. Rev. Mater. Sci. **24** (1994) 453.
 - ¹¹ K.H. Fischer and J.A. Hertz, 'Spin Glasses', 1991, Cambridge University Press.
 - ¹² A. Keren, PhD. thesis, Columbia University, New-York (1994).
 - ¹³ A. Keren *et al.*, 'Magnetic dilution in geometrically frustrated $\text{SrCr}_{8-x}\text{Ga}_{4+x}\text{O}_{19}$ and the role of local dynamics: a μSR study', unpublished (1999).
 - ¹⁴ Y.J. Uemura *et al.*, Phys. Rev. Lett. **73** (1994) 3306.
 - ¹⁵ R. Moessner and J.T. Chalker, Phys. Rev. B **58** 12049 (1998).
 - ¹⁶ A. Chubukov, Phys. Rev. Lett. **69** 832 (1992).
 - ¹⁷ J. Delft and C.L. Henley, Phys. Rev. B **48** (1993) 965.
 - ¹⁸ The true minimum of the dipolar interactions can at most be different from that calculated using the configuration of Fig.2 by a factor of ~ 2 . This upper bound can be estimated by calculating the (known, unfrustrated) dipolar energy of a simple-cubic lattice with the same density and layer structure. The frustration of the Kagome lattice should greatly lower this upper bound.
 - ¹⁹ D. Forster, 'Hydrodynamic Fluctuations, Broken Symmetry, and Correlation Functions', W.A. Benjamin Inc., Reading, 1975.
 - ²⁰ D.L. Huber and W.Y. Ching, Phys. Rev. B **47** (1993) 3220.
 - ²¹ N. Gov and E. Polturak, Phys. Rev. B **60** (1999) 1019.

- ²² P.W. Anderson, 'Concepts In Solids', 1963, p.132-148.
²³ W. R. Heller and A. Marcus, Phys. Rev. **84**, 809 (1951).
²⁴ K. Huang, 'Statistical Mechanics', 1987, John Wiley and Sons, Inc..
²⁵ C. Kittel, 'Quantum Theory of Solids', John Wiley & Sons, Inc., 1970.
²⁶ Ch. Niedermayer et. al., Phys. Rev. Lett. **80** (1998) 3843.
²⁷ B. Cowan, 'Nuclear Magnetic Resonance and Relaxation', Cambridge University Press, 1997.
²⁸ C. Cohen-Tannoudji, B. Diu and F. Laloe, 'Quantum Mechanics', Vol.II, John Wiley & Sons, New York, 1977.
²⁹ J. Gavoret and P. Nozieres, Analas of Physics **28** 349 (1964).
³⁰ S. Gider et. al., Science **268** (1995) 77; A. Chiolero and D. Loss, Phys. Rev. Lett. **80** (1997) 169; M. Grigorescu and M.R. Singh, Phys. Rev. B **59** (1999) 6013.

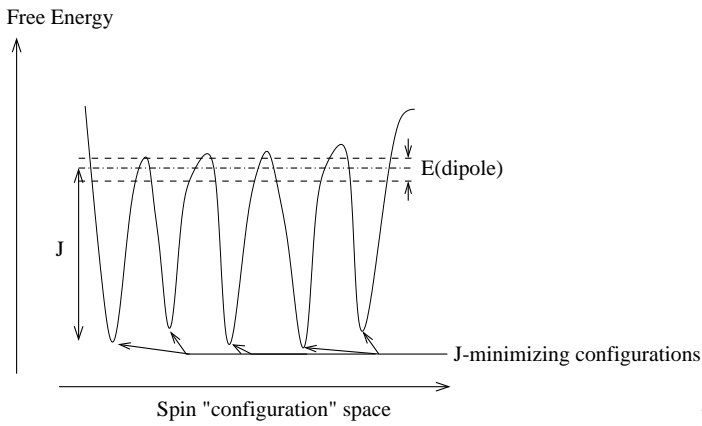


FIG. 1. Schematic description of the free energy surface of the spin configuration on the Kagome lattice [1]. The ground-state of the exchange interactions (J , dash-dot line) is not localized in any particular minima due to the geometric frustration. The dipole-induced splitting of the ground-state (Eq.(1)) is indicated by the pair of dashed lines.

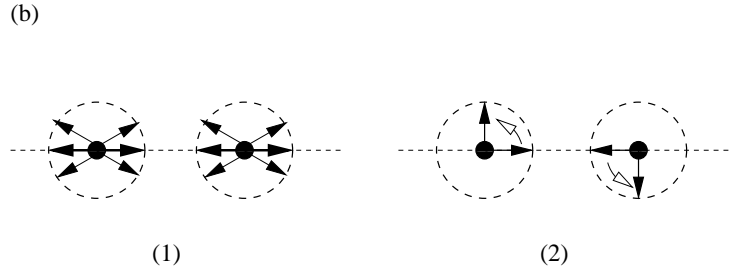
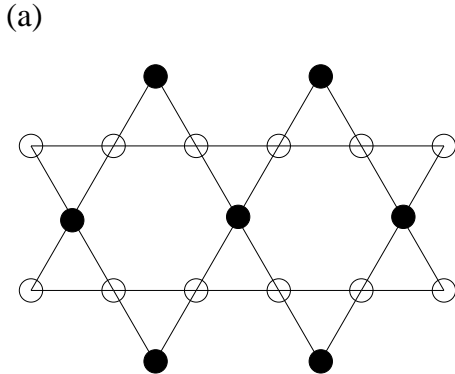


FIG. 2. (a) The minimum configuration for the spins with respect to the dipolar interactions in the Kagome planes (the plane of the figure). The spins are normal to the Kagome planes, with up/down spins corresponding to filled/empty circles respectively. The system makes zero-point coherent oscillations between this and its spin-reversed configuration. (b) Schematic illustration of the spins in the non-coherent superposition ground-state ("spin liquid") due to the exchange interactions alone (1), and making zero-point oscillations in synchrony between the up/down configurations of (a) in the dipole-induced coherent state (2). The straight dashed lines represent the Kagome planes, viewed sideways.

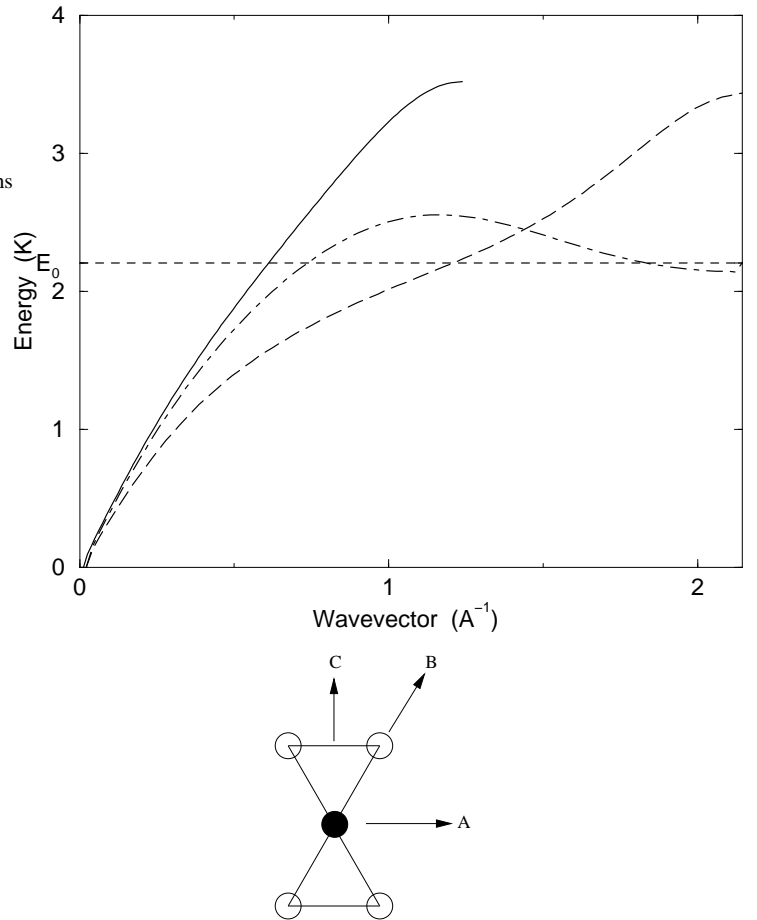


FIG. 3. The calculated spectrum of the spin waves in the Kagome planes, using Eq.(6), for dilution $p = 0.89$, where $E_0 \simeq 2.2K$. The different directions along which the spectrums have been calculated are shown below: A- dash line, B- dash-dot line, C- solid line.

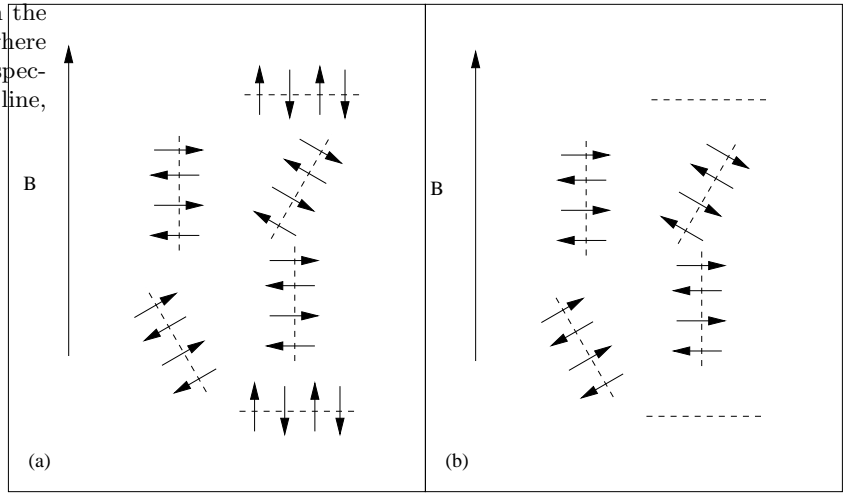


FIG. 4. Schematic picture of the Kagome planes (broken lines) in the different crystal grains, with the coherent spins indicated. (a) The ZFC case where all the Kagome planes are in a coherent state. (b) The FC case where planes perpendicular to the field have no long-range coherent order (dashed planes with no arrows). B is the external magnetic field, with the direction indicated by the long arrow.