

Low thermal conductivity of the layered oxide (Na,Ca)Co₂O₄: Another example of a phonon glass and an electron crystal

K. Takahata, Y. Iguchi, D. Tanaka, and T. Itoh

Department of Applied Physics, Waseda University, Tokyo 169-8555, Japan

I. Terasaki*

Department of Applied Physics, Waseda University, Tokyo 169-8555, Japan

and also Precursory Research for Embryonic Science and Technology, Japan Science Technology, Tokyo 102-0074, Japan

(August 14, 2018)

The thermal conductivity of polycrystalline samples of (Na,Ca)Co₂O₄ is found to be unusually low, 20 mW/cmK at 280 K. On the assumption of the Wiedemann-Franz law, the lattice thermal conductivity is estimated to be 18 mW/cmK at 280 K, and it does not change appreciably with the substitution of Ca for Na. A quantitative analysis has revealed that the phonon mean free path is comparable with the lattice parameters, where the point-defect scattering plays an important role. Electronically the same samples show a metallic conduction down to 4.2 K, which strongly suggests that NaCo₂O₄ exhibits a glass-like poor thermal conduction together with a metal-like good electrical conduction. The present study further suggests that a strongly correlated system with layered structure can act as a material of a phonon glass and an electron crystal.

PACS numbers: 72.15.Eb, 72.15.Jf, 72.80.Ga, 72.15.Lh

Thermoelectric materials have recently attracted a renewed interest as an application to a clean energy-conversion system.¹ The conversion efficiency of a thermoelectric material is characterized by the figure of merit $Z = S^2/\rho\kappa$, where S , ρ and κ are the thermopower, the resistivity and the thermal conductivity, respectively. At a temperature T , a dimensionless value of ZT is required to be more than unity for a good thermoelectric material, which is, however, difficult to realize. We have found a large thermopower (100 μ V/K at 300 K) and a low resistivity (200 $\mu\Omega$ cm at 300 K) for NaCo₂O₄ single crystals.² These parameters suggest that NaCo₂O₄ is a potential thermoelectric material. An important finding is that the transport properties are difficult to understand in the framework of a conventional one-electron picture based on band theories. We have proposed that strong electron-electron correlation plays an important role in the enhancement of the thermopower.²⁻⁴ Very recently Ando *et al.*⁵ have found that the electron specific-heat coefficient of NaCo₂O₄ is as large as 48 mJ/molK², which is substantially enhanced from the free-electron value, possibly owing to the strong correlation.

In addition to a large thermopower and a low resistivity, a thermoelectric material is required to show a low thermal conductivity. In view of this, a filled skutterudite Ce(Fe,Co)₄Sb₁₂ shows quite interesting properties.⁶⁻⁹ The most remarkable feature of this compound is that “filled” Ce ions make the lattice thermal conductivity several times lower than that for an unfilled skutterudite CoSb₃.⁶ The Ce ions are weakly bound in an oversized atomic cage so that they will vibrate independently from the other atoms to cause large local vibrations.⁹ This vibration and the atomic cage are named “rattling” and a “rattling site”, respectively. As a result, the phonon mean free path can be as short as the lattice param-

eters. Namely this compound has a poor thermal conduction like a glass and a good electric conduction like a crystal, which Slack¹⁰ named a material of “a phonon glass and an electron crystal”. It should be mentioned that rattling is not the only reason for the low thermal conductivity, where point defects and/or solid solutions significantly reduce the thermal conductivity of La_{*x*}(Fe,Co)₄Sb₁₂ ($x < 1$)¹¹ and Co_{1-*x*}M_{*x*}Sb₃ (M =Fe, Ni, and Pt).^{12,13} Nevertheless a search for materials having rattling sites is a recent trend for thermoelectric-material hunting. Through this search, BaGa₄Ge₃₀¹⁴ and Tl₂MTe₅ (M =Sn and Ge)^{15,16} have been discovered as potential thermoelectric materials with low thermal conductivity.

A preliminary study of the thermal conductivity of polycrystalline NaCo₂O₄, which has *no rattling sites*, revealed a low value of 15-20 mW/cmK at 300 K.¹⁷ This is indeed unexpectedly low, because a material consisting of light atoms such as oxygens will have a high thermal conductivity. In fact, polycrystalline samples of a high-temperature superconducting copper oxide show a higher value of 40-50 mW/cmK at 300 K.^{18,19} This is qualitatively understood from its crystal structure as schematically shown in the inset of Fig. 1. NaCo₂O₄ is a layered oxide, which consists of the alternate stack of the CoO₂ layer and the Na layer. The CoO₂ layer is responsible for the electric conduction, whereas the Na layer works only as a charge reservoir to stabilize the crystal structure. The most important feature is that the Na ions randomly occupy 50% of the regular sites in the Na layer. The Na layer is highly disordered like an amorphous solid, and it looks like a glass for the in-plane phonons. Thus significant reduction of the thermal conductivity is likely to occur in the sandwich structure made of the crystalline metallic layers and the amorphous insulating layers.²⁰

In this paper, we report on measurements and quantitative analyses on the thermal conductivity of polycrystalline samples of (Na,Ca)Co₂O₄ from 15 to 280 K. The observed thermal conductivity is like that for a disordered crystal, and is insensitive to the substitution of Ca for Na. These results imply that the phonon mean free path is as short as the lattice parameters, and a semi-quantitative analysis reveals that the point-defect scattering due to the solid solution of Na ions and vacancies effectively reduces the lattice thermal conductivity down to 15-20 mW/cmK. On the other hand, the electrical resistivity remains metallic down to 4.2 K, which means that the electron mean free path is much longer than the lattice parameters. Thus NaCo₂O₄ can be a material of a phonon glass and an electron crystal, whose conduction mechanisms are qualitatively different from those of the “rattler” model of the filled skutterudite.⁷⁻⁹

Polycrystalline samples of Na_{1.2-x}Ca_xCo₂O₄ ($x=0, 0.05, 0.10$ and 0.15) were prepared through a solid-state reaction. Starting powders of NaCO₃, CaCO₃ and Co₃O₄ were mixed and calcined at 860°C for 12 h. The product was finely ground, pressed into a pellet, and sintered at 920°C for 12 h. Since Na tends to evaporate during calcination, we added 20 % excess Na. Namely we expected samples of the nominal composition of Na_{1.2-x}Ca_xCo₂O₄ to be Na_{1-x}Ca_xCo₂O₄, which we will denote as (Na,Ca)Co₂O₄.

The thermal conductivity was measured using a steady-state technique in a closed refrigerator pumped down to 10⁻⁶ Torr. The sample was pasted on a copper block with silver paint (Dupont 4922) to make a good thermal contact with a heat bath, and on the other side of the sample a chip resistance heater (120 Ω) was pasted to supply heat current. Temperature gradient was monitored by a differential thermocouple made of Chromel-Constantan, while temperature was monitored with a resistance thermometer (Lakeshore CERNOX 1050).

Figure 1 shows the thermal conductivity of (Na,Ca)Co₂O₄. The substitution of Ca for Na only slightly decreases the thermal conductivities of (Na,Ca)Co₂O₄. This makes a remarkable contrast to the change of the resistivity with the Ca substitution.^{3,4} The magnitude (20 mW/cmK at 280 K) is as low as that of a conventional thermoelectric material such as Bi₂Te₃,²¹ which is consistent with the previous study.¹⁷

Let us make a rough estimate of the phonon mean free path (ℓ_{ph}) for NaCo₂O₄ at 280 K. In the lowest order approximation, the lattice thermal conductivity κ_{ph} is expressed by²²

$$\kappa_{ph} = \frac{1}{3}cv\ell_{ph},$$

where c and v are the lattice specific heat and the sound velocity. Since we consider a moderately high temperature region where phonons are sufficiently excited, we assume $c = 3Nk_B$ (N is the number of atoms per unit volume). The sound velocity is associated with the Debye

temperature θ_D as

$$\theta_D = \frac{\hbar v}{k_B}(6\pi^2 N)^{\frac{1}{3}}.$$

We employ $\theta_D=350$ K from the recent specific-heat data,⁵ and get $\ell_{ph} = 6.7$ Å for 20 mW/cmK, which is comparable with the in-plane lattice parameter (3 Å). This picture is intuitively understood from the fact that the Na layer is highly disordered. Note that the observed data of 20 mW/cmK includes the electron thermal conductivity, and thus the obtained value of 6.7 Å gives the upper limit of the phonon mean free path.

Figure 2 summarizes the thermoelectric parameters of NaCo₂O₄. In Fig. 2(a) are shown the thermal conductivity (the same data as $x=0$ in Fig. 1) and the figure of merit calculated using the resistivity and the thermopower of the same sample. We also plot the electron thermal conductivity (κ_{el}) estimated from the resistivity on the assumption of the Wiedemann-Franz law as $\kappa_{el} = L_0 T / \rho$ ($L_0 = \pi^2 k_B^2 / 3e^2$ is the Lorentz number). κ_{el} is 10% of κ , and the heat conduction is mainly determined by the phonons. The figure of merit is 10⁻⁴K⁻¹ above 100 K, which is largest among oxides,¹ but does not yet reach the criteria of $ZT = 1$. Much progress is thus needed to realize oxide thermoelectrics.

In Fig. 2(b), the resistivity and the thermopower are plotted as a function of temperature, which reproduce the pioneering work on the Na-Co-O system by Molenda *et al.*²³ The temperature dependence of the resistivity is essentially the same as that for the in-plane resistivity of the single crystals, though the magnitude is much higher owing to the grain-boundary scattering. It should be noted that the resistivity exhibits metallic conduction down to 4.2 K without any indication of the localization. This implies that the electron mean free path is much longer than the lattice parameters. Previously we showed that the electron mean free path of the single crystal is as long as 230 Å at 4.2 K along the in-plane direction.² We can therefore say that the phonon mean free path is much shorter than the electron mean free path. This is nothing but a material of a phonon glass and an electron crystal.¹⁰

Here we will compare the measured thermal conductivity with the phonon-scattering theory by Callaway.^{24,25} The total scattering rate τ^{-1} is given as the sum of three scattering rates as

$$\begin{aligned} \tau^{-1} &= \tau_{pd}^{-1} + \tau_{ph-ph}^{-1} + \tau_0^{-1} \\ &= A\omega^4 + B\omega^2 + v/L \end{aligned}$$

where τ_{pd}^{-1} , τ_{ph-ph}^{-1} and τ_0^{-1} are the scattering rates for the point-defect scattering, the phonon-phonon scattering, and the boundary scattering, respectively. For a phonon frequency ω , the three scattering rates are written as $A\omega^4$, $B\omega^2$ and v/L , where A , B and L are characteristic parameters. According to Ref. 26, A is expressed as $A = \Omega_0 \sum f_i (1 - M_i/M)^2 / 4\pi v^3$, where Ω_0 is the unit

cell volume, M_i is the mass of an atom, f_i is the fraction of an atom with mass M_i , and $M = \sum f_i M_i$ is the average mass. We calculated A for $(\text{Na,Ca})\text{Co}_2\text{O}_4$ by following the method in Ref. 11, where Na (23g/mol), Ca (40g/mol) and \square (vacancy) make a solid solution in the ratio of Na:Ca: \square =(1- x): x :1. B is a temperature-dependent parameter, which is proportional to T at high temperatures ($B \sim CT$). It should be noted that the phonon-phonon scattering gives $\kappa \propto 1/\sqrt{ACT}$ at high temperatures in the presence of a large A .²⁵ As clearly shown in Fig. 1, κ for $(\text{Na,Ca})\text{Co}_2\text{O}_4$ increases with T , implying that the phonon-phonon scattering is negligibly small. Thus L corresponding to an inelastic scattering length is the only fitting parameter.

In Fig. 3, the measured κ_{ph} ($= \kappa - \kappa_{el}$) of NaCo_2O_4 is compared with two theoretical curves. Sample #1 is the same sample as shown in Fig. 1, and Sample #2 is another sample prepared in a different run. Curve A is the calculation using the phonon-scattering theory,^{24,25} where $L=0.2 \mu\text{m}$ is used. As expected, the point-defect scattering quite effectively reduces the thermal conductivity by two or three orders of magnitude. The Ca substitution effect is also consistently explained as shown in the inset, where data points (as indicated by open circles) in different runs are added to show the reproducibility. Although the solid solution of Na and \square dominates κ_{ph} , the theory predicts a small correction due to the substitution of Ca (as indicated by the solid line), which is in good agreement with the observation. This directly indicates that the point-defect scattering plays an important role in reducing κ_{ph} . A problem is the physical meaning of $L=0.2 \mu\text{m}$: It is much longer than the electron mean free path ($10\text{-}10^2 \text{ \AA}$), but much shorter than the grain size ($10 \mu\text{m}$). Possible candidates are the average distance of stacking faults and/or interlayer disorder.

The absence of the phonon-phonon scattering means that the phonon lifetime is extremely short,²⁷ and is rather characteristic of the thermal conductivity of a glass. Curve B is the calculation of the minimum thermal conductivity κ_{min} by Cahill *et al.*,²⁸ which has been compared with κ_{ph} for a glass. Although the calculated κ_{min} is one order of magnitude smaller than the measured κ_{ph} , such a deviation is also seen in other disordered crystals. Note that $\kappa_{ph} \propto T^3$ is not seen for NaCo_2O_4 at low temperatures, which is a hallmark of disordered crystals. Since $\kappa_{ph} \propto T^3$ is usually seen below 10 K, this is possibly because the measurement temperature was high. NaCo_2O_4 consists of the sandwich structure of the amorphous and crystalline layers, and the heat conduction process is perhaps in between that for a mixed crystal and an amorphous solid. Thus it should be further explored which curve is more likely to capture the essential feature of the heat conduction in NaCo_2O_4 .

We propose that a layered material consisting of a strongly correlated conducting layer and disordered insulating layer can be a promising thermoelectric material. If the heavy-fermion system is realized in the strongly

correlated layer, S^2/ρ can be increased through the mass enhancement due to the spin fluctuation.^{1,29} Recently we proposed that the effective mass of NaCo_2O_4 is enhanced as much as that for CePd_3 .²⁰ Meanwhile, in the disordered insulating layer, the lattice thermal conductivity can be minimized by the disorder that causes little effect on the electric conduction. In this context, it will work as a material of a phonon glass and an electron crystal.

This scenario might be compared with the thermoelectric superlattices extensively studied by Dresselhaus *et al.*^{30,31} At present, no band calculation of NaCo_2O_4 is available, but the band calculation of isostructural LiCoO_2 shows that the valence bands do not show any sub-band structure expected from the 2D quantum confinement.³² This means that the electronic states of NaCo_2O_4 are not very anisotropic in a one-electron picture. This situation is essentially identical to the band picture of high-temperature superconductors. We think that the enhancement of the thermopower of NaCo_2O_4 should not be attributed to the quantum confinement of the semiconductor superlattices, but to the strong correlation.

In summary, we prepared polycrystalline samples of $(\text{Na,Ca})\text{Co}_2\text{O}_4$ and measured the thermal conductivity from 15 to 280 K. We have found that the phonon mean free path is 6.7 \AA at 280 K, which is much shorter than the electron mean free path. This means that $(\text{Na,Ca})\text{Co}_2\text{O}_4$ acts as a materials of a phonon glass and an electron crystal, though it has no rattling sites. We have compared the experimental data with the phonon-scattering theory and the minimum thermal conductivity, and have found that the point-defect scattering plays an important role.

The authors would like to appreciate J. Takeya and Y. Ando for technical help for thermal-conductivity measurement. They also thank T. Kawata, T. Kitajima, T. Takayanagi, T. Takemura, and T. Nonaka for collaboration.

* Corresponding author. Electronic address: terra@mn.waseda.ac.jp.

¹ For a recent review, see G. D. Mahan, *Solid State Physics* **51**, 81 (1998).

² I. Terasaki, Y. Sasago and K. Uchinokura, *Phys. Rev.* **B56**, 12685 (1997).

³ T. Itoh, T. Kawata, T. Kitajima, and I. Terasaki, *Proceedings of the 17th International Conference on Thermoelectrics (ICT '98)* May 24-28, 1998, Nagoya, Japan, (The Institute of Electrical and Electronics Engineers, Piscataway, 1998) p. 595.

⁴ T. Kawata, Y. Iguchi, T. Itoh, K. Takahata, and I. Terasaki, *Phys. Rev.* **B60**, 10584 (1998).

⁵ Y. Ando, N. Miyamoto, K. Segawa, T. Kawata, and I.

- Terasaki, Phys. Rev. **B60**, 10580 (1998).
- ⁶ D. T. Morelli and G. P. Meisner, J. Appl. Phys. **77**, 3777 (1995).
- ⁷ B. C. Sales, D. Mandrus, and R. K. Williams, Science **272**, 1325 (1996).
- ⁸ B. C. Sales, D. Mandrus, B. C. Chakoumakos, V. Keppens and J. R. Thompson, Phys. Rev. **B56**, 15081 (1997).
- ⁹ V. Keppens, D. Mandrus, B. C. Sales, B. C. Chakoumakos, P. Dai, R. Coldrea, M. B. Maple, D. A. Gajewski, E. J. Freeman, and S. Bennington, Nature **395**, 876 (1998).
- ¹⁰ G. A. Slack, in *CRC Handbook of Thermoelectronics*, edited by D. M. Rowe, p. 407 (CRC Press, Boca Raton, 1995).
- ¹¹ G. P. Meisner, D. T. Morelli, S. Hu, J. Yang, and C. Uher, Phys. Rev. Lett. **80**, 3551 (1998).
- ¹² S. Katsuyama, Y. Shichijo, M. Ito, K. Majima, and H. Nagai J. Appl. Phys. **84**, 6708 (1998).
- ¹³ H. Anno, K. Matsubara, Y. Notohara, T. Sakakibara, and H. Tashiro J. Appl. Phys. **84**, 3780 (1999).
- ¹⁴ G. S. Nolas, J. L. Cohn, G. A. Slack, and S. B. Schujman, Appl. Phys. Lett. **73**, 178 (1998).
- ¹⁵ J. W. Sharp, B. C. Sales, D. G. Mandrus, and B. C. Chakoumakos, Appl. Phys. Lett. **74**, 3794 (1999).
- ¹⁶ B. C. Sales, B. C. Chakoumakos, D. Mandrus, and J. W. Sharp, J. Solid State Chem. **146**, 528 (1999).
- ¹⁷ H. Yakabe, K. Kikuchi, I. Terasaki, Y. Sasago, and K. Uchinokura, in *Proceedings of the 16th International Conference on Thermoelectricity (ICT '97)*, Aug. 26-19, 1997, Dresden, Germany, (The Institute of Electrical and Electronics Engineers, Piscataway, 1998) p. 523.
- ¹⁸ J. L. Cohn, C. P. Popoviciu, Q. M. Lin, and C. W. Chu, Phys. Rev. **B59**, 3823 (1999).
- ¹⁹ M. Ikebe, H. Fujishiro, T. Naito, and K. Noto, J. Phys. Soc. Jpn **63**, 3107 (1994).
- ²⁰ I. Terasaki, in *Proceedings of the 18th International Conference on Thermoelectricity (ICT '99)*, Aug. 29-Sept. 2, 1999, Baltimore, Maryland, (The Institute of Electrical and Electronics Engineers, Piscataway, 2000) (in press).
- ²¹ T. Caillat, M. Carle, P. Pierrat, H. Scherrer, and S. Scherrer, J. Phys. Chem. Solids **53**, 1121 (1992).
- ²² N. W. Ashcroft and N. D. Mermin, *Solid State Physics* (Hot-Saunders, Philadelphia, 1976) p. 22.
- ²³ J. Molenda, C. Delmas, and P. Hargenmuller, Solid State Ionics **9&10**, 431 (1983).
- ²⁴ J. Callaway Phys. Rev. **113**, 1046 (1959).
- ²⁵ J. Callaway and H. C. von Baeyer, Phys. Rev. **120**, 1149 (1960).
- ²⁶ P. G. Klemens, Phys. Rev. **B119**, 507 (1960)
- ²⁷ Another possibility is that the phonon in NaCo_2O_4 is quite harmonic. In this case, there are little dissipation channels, and κ_{ph} would be much higher.
- ²⁸ D. G. Cahill, S. K. Watson, and R. O. Pohl, Phys. Rev. **B46**, 6131 (1992).
- ²⁹ B. C. Webb, A. J. Sievers, and T. Mihalisin, Phy. Rev. Lett. **57**, 1951 (1986).
- ³⁰ L. D. Hicks and M. S. Dresselhaus, Phys. Rev. **B47**, 12727 (1993).
- ³¹ M. S. Dresselhaus, *Proceedings of the 17th International Conference on Thermoelectrics (ICT '98)* May 24-28, 1998, Nagoya, Japan, (The Institute of Electrical and Electronics Engineers, Piscataway, 1998) p.29 and references therein.

- ³² M. K. Aydinol, A. P. Kohan, G. Ceder, K. Cho, and J. Joannopoulos, Phys. Rev. **B56**, 1354 (1997).

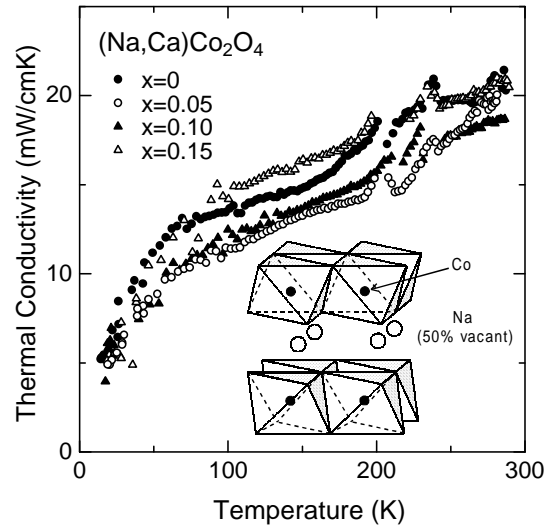


FIG. 1. The thermal conductivity of $(\text{Na,Ca})\text{Co}_2\text{O}_4$ plotted as a function of temperature. The inset shows the schematic picture of the crystal structure of NaCo_2O_4 .

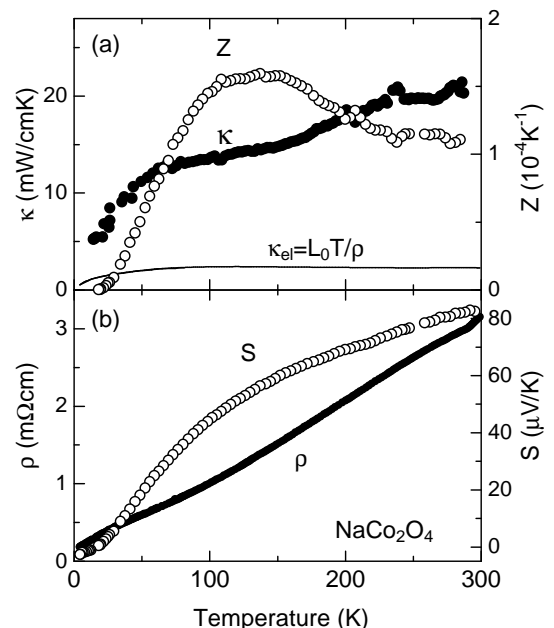


FIG. 2. The thermoelectric parameters of polycrystalline NaCo_2O_4 . (a) The thermal conductivity (κ) and the figure of merit (Z); (b) The resistivity (ρ) and the thermopower (S). Note that the electron thermal conductivity (κ_{el}) evaluated through the Wiedemann-Franz law is shown by the solid curve, where L_0 is the Lorentz number ($= \pi^2 k_B^2 / 3e^2$).

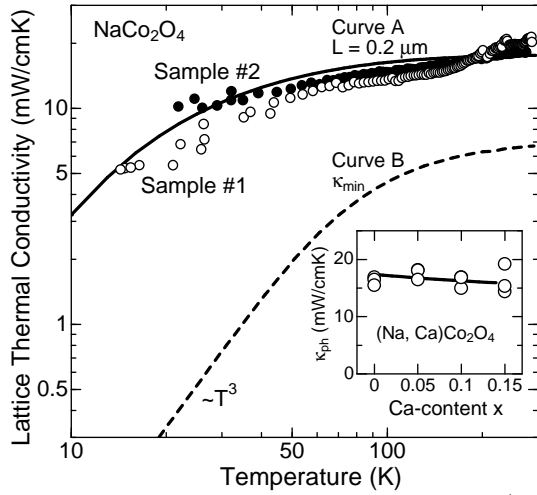


FIG. 3. The lattice thermal conductivity (κ_{ph}) of NaCo_2O_4 . The open and closed circles represent κ_{ph} measured for Sample #1 and #2, where the electron thermal conductivity was estimated through the Wiedemann-Franz law. Curve A is the calculation proposed by Callaway.^{24,25} Curve B is the minimum thermal conductivity proposed by Cahill *et al.*²⁸ The inset shows κ_{ph} of $(\text{Na}, \text{Ca})\text{Co}_2\text{O}_4$ at 200 K. The solid line is the same calculation as Curve A.