

Electron Localization at Metal Surfaces

L. De Santis,^{1,2} and R. Resta^{1,3}

¹*INFM – Istituto Nazionale di Fisica della Materia*

²*SISSA – Scuola Internazionale Superiore di Studi Avanzati, Via Beirut 4, 34014 Trieste, Italy*

³*Dipartimento di Fisica Teorica, Università di Trieste, Strada Costiera 11, 34014 Trieste, Italy*

We investigate some surfaces of a paradigmatic *sp* bonded metal—namely, Al(110), Al(100), and Al(111)—by means of the “electron localization function” (ELF), implemented in a first-principle pseudopotential framework. ELF is a ground-state property which discriminates in a very sharp, quantitative, way between different kinds of bonding. ELF shows that in the bulk of Al the electron distribution is essentially jelliumlike, while what happens at the surface strongly depends on packing. At the least packed surface, Al(110), ELF indicates a free-atom nature of the electron distribution in the outer region. The most packed surface, Al(111), is instead at the opposite end, and can be regarded as a jellium surface weakly perturbed by the presence of the ionic cores.

I. INTRODUCTION

For every given solid surface, breaking of periodicity in one dimension will result in a change in the electronic states near and at the surface, since the lack of nearest neighbours on one side of the surface atoms causes a sensible local rearrangement of the surface structure and chemical bonds. We investigate here aluminum, which as a bulk material is a paradigmatic jelliumlike metal: cohesion and bonding are dominated by electron-gas features, where the ions can be considered roughly speaking as a perturbation. [1] What happens at an Al surface, however, is much less intuitive: does the surface behave essentially like a jellium surface, or do surface atoms play a preminent role? Here we investigate this issue and we show how a sharp answer is provided by a tool which is a very innovative one in condensed matter physics. So far, bonding features at a crystal surfaces have been investigated by studying either the charge density or the local density of states. Instead, we are using here the so-called “electron localization function” (ELF), [2–4] which has become recently very popular in the field of quantum chemistry.

We study here three basic choices for the orientation of the Al surface: (110), (100), and (111), schematically shown in Fig. 1. These high-symmetry surfaces have a rather different packing of the surface atoms: this is also visible in Fig. 1, where the same scale has been used for the three surfaces. Some correlation between packing and bonding properties is obviously expected, but what is surprising is that the three chosen surfaces span the whole range of possibilities, with (110) and (111) being at the two very extreme ends: while the Al(110) surface prominently displays well characterized Al atoms, Al(111) is essentially a weakly perturbed jellium surface. The atomiclike vs. jelliumlike character of the electron distribution is perspicuously shown by the immediate graphical language of ELF.

Several appealing features make ELF the tool of choice in the present study: ELF is a pure ground-state property, as the density is, but it “magnifies” by design the

bonding features of a given electron distribution. Furthermore, ELF is dimensionless, and allows to compare the nature of bonding on an absolute scale. ELF provides in a very simple way a quantitative estimate of the “metallicity” of a given bond, or more generally of a given valence region of the system. From our ELF calculations it is clear how in the bulk metal the valence electrons display a free-electron nature: actually, outside the core region, the charge density basically behaves as a free-electron gas. This jelliumlike behaviour of the crystalline system must be contrasted with the opposite extreme of the isolated atom, where the valence-shell region is characterized by very different ELF values. Through a series of ELF contour plots, we will show in the following how this free-atom behaviour is almost entirely reproduced by the topmost atoms of the least packed metal surface studied, namely Al(110). We stress that ELF discriminates an atomiclike valence-electron distribution from a jelliumlike distribution in a sharp quantitative way.

We are adopting here a fully *ab-initio* method, which has become the “standard model” in modern first-principles studies of simple metals, covalent semiconductors, simple ionic solids, and many other disparate materials: [5] namely, density functional theory (DFT) [6] with norm-conserving pseudopotentials. [7] This framework is the natural choice for a real solid system as the one chosen for this work, although the ELF has been originally introduced and mostly applied, in the quantum-chemistry literature, as an all-electron tool. Anyhow, we will demonstrate that the use of the pseudopotential approximation makes the ELF particularly meaningful, since getting rid of the core electrons and focussing solely on the bonding electrons notably simplifies the final outcome.

In a recent very interesting paper, Fall *et al.* [8] have investigated the trend in the Al work function for the same three orientations as considered here. They provide an explanation of the trend in terms of “face-dependent filling of the atomiclike *p* states at the surface”. The ELF is an orbital-independent tool, yet it provides a concomitant message: we show that there is indeed a

face-dependent filling of the electronic states localized in the surface region.

The present paper is organized as follows. In Sec. II we introduce the ELF definition, reviewing its fundamental properties and features. In Sec. III we discuss the use of the pseudopotential approximation for our ELF analysis. In Sec. IV we present our results carried out for the three aluminum surfaces. Finally, in Sec. V we draw a few conclusions.

II. DEFINITIONS

The ELF has been originally proposed by Becke and Edgecombe, [2] as a convenient measure of the parallel-spin electron correlation. Starting from the short-range behavior of the parallel-spin pair probability, they defined a new scalar function, conveniently ranging from zero to one, that uniquely identifies regions of space where the electrons are well localized, as occurs in bonding pairs or lone-electron pairs. This tool has immediately shown its power to visualize the chemical bonding and the electron localization. The ELF is defined as

$$\text{ELF} = \frac{1}{1 + [D(\mathbf{r})/D_h(\mathbf{r})]^2}, \quad (1)$$

in which $D(\mathbf{r})$ and $D_h(\mathbf{r})$ represent the curvature of the parallel-spin electron pair density for, respectively, the actual system and a homogeneous electron gas with the same density as the actual system at point \mathbf{r} . By definition, ELF is identically one either in any single-electron wavefunction or in any two-electron singlet wavefunction: in both cases the Pauli principle is ineffective, and the ground wavefunction is nodeless or, loosely speaking, “bosonic”. In a many-electron system ELF is close to one in the regions where electrons are paired to form a covalent bond, while is small in low-density regions; ELF is also close to one where the unpaired lone electron of a dangling bond is localized. Furthermore, since in the homogeneous electron gas ELF equals 0.5 at any density, values of this order in inhomogeneous systems indicate regions where the bonding has a metallic character.

Savin *et al.* [9] have proposed another illuminating interpretation of the same quantity, showing how D can be simply calculated in terms of the local behaviour of the kinetic energy density, thus making no explicit reference to the pair distribution function. This is particularly convenient in our case, since the pair density is outside the scope of DFT. Owing to the Pauli principle, the ground-state kinetic energy density of a system of fermions is no smaller than the one of a system of bosons at the same density: ELF can be equivalently expressed in terms of the extra contribution to the kinetic energy density due to the Pauli principle. The Savin *et al.* reformulation also provides a meaningful physical interpretation: where ELF is close to its upper bound, electrons are strongly paired and the electron distribution has a local “bosonic” character.

Following Ref. [9], $D(\mathbf{r})$ is the Pauli excess kinetic energy density, defined as the difference between the kinetic energy density and the so-called von Weizsäcker kinetic energy functional: [10]

$$D(\mathbf{r}) = \frac{1}{2} \nabla_{\mathbf{r}} \nabla_{\mathbf{r}'} \rho(\mathbf{r}, \mathbf{r}') \Big|_{\mathbf{r}=\mathbf{r}'} - \frac{1}{8} \frac{|\nabla n(\mathbf{r})|^2}{n(\mathbf{r})} \quad (2)$$

where ρ is the one-body reduced (spin-integrated) density matrix. The von Weizsäcker functional provides a rigorous lower bound for the exact kinetic energy density [10] and is ordinarily indicated as the “bosonic” kinetic energy, since it coincides with the ground-state kinetic energy density of a non-interacting system of bosons at density $n(\mathbf{r})$. Therefore, D is positive semidefinite and provides a direct measure of the local effect of the Pauli principle. The other ingredient of Eq. (1) is $D_h(\mathbf{r})$, defined as the kinetic energy density of the homogeneous electron gas at a density equal to the local density:

$$D_h(\mathbf{r}) = \frac{3}{10} (3\pi^2)^{\frac{2}{3}} n(\mathbf{r})^{\frac{5}{3}}. \quad (3)$$

It is obvious to verify that the ELF is identical to one in the ground state of any one- or two-electron systems, while is identical to 0.5 in the homogeneous electron gas at any density.

As commonly done in many circumstances—including in other ELF investigations [9]—we approximate the kinetic energy of the interacting electron system with the one of the noninteracting Kohn-Sham (KS) one. We therefore use the KS density matrix:

$$\rho(\mathbf{r}, \mathbf{r}') = 2 \sum_i \phi_i^{KS}(\mathbf{r}) \phi_i^{*KS}(\mathbf{r}'), \quad (4)$$

where $\phi_i^{KS}(\mathbf{r})$ are the occupied KS orbitals. Such approximation is expected to become significantly inaccurate only in the case of highly correlated materials.

III. ISOLATED PSEUDO-ATOM

The original ELF definition is an all-electron one, and has the remarkable feature of naturally revealing the entire shell structure for heavy atoms. Such a feature is of no interest here, since only one electronic shell (the *sp* valence one) is involved in the bonding of Al atoms in any circumstances. The pseudopotential scheme simplifies the landscape, since only the electrons of the relevant valence shell are dealt with explicitly: the ELF message comes out therefore much clearer, with basically no loss of information. [11] In the spatial regions occupied by core electrons, the pseudo-electronic distribution shows a depletion and ELF assumes very low values. Outside the ionic cores, in the regions relevant to chemical bonding, the norm conservation endows the pseudocharge density with physical meaning, as widely discussed in the modern

pseudopotential literature. [5,7] The pseudo ELF carries therefore—in the material of interest here—the same information as the all–electron ELF, while it removes irrelevant and confusing features due to the inner, chemically inert, shells.

For an isolated pseudo–atom we have by construction only a single valence shell, clearly displayed by a single and very prominent ELF maximum. In Fig. 2 we report our result carried out for an isolated Al atom: in the picture one immediately remarks the spherical region associated to the ELF maximum (0.91), where the charge density is almost bosonic. The black cloud in Fig. 2 indicates the strong localization of the electronic valence shell and perspicuously distinguishes the *free* aluminum pseudo–atom from the crystalline one.

Indeed looking at the following Figs. 3–5, and inspecting the bulk regions of them, the ELF plots quantitatively demonstrate that the valence electrons have a predominant free–electron nature, with a jelliumlike (or Thomas–Fermi) ELF value. The ion cores only provide an “exclusion region” for electrons (white circles in the plots), but basically do not alter the jelliumlike nature of the electron distribution outside the core radii: in this sense we may regard the ion cores as a “weak” perturbation. [1] Actually, the maximum value attained by ELF between nearest–neighbor atoms in bulk Al is only 0.61 and—outside the core radii—there is a widespread grey region, where ELF is almost constant and close to 0.5, thus indicating a jelliumlike electronic system. This peculiar behaviour will help us in the following to understand the bonding pattern occurring at different Al surfaces.

IV. ALUMINUM SURFACES

All the calculations in this work use a state–of–the–art set of ingredients: a plane–wave expansion of the KS orbitals with a 16 Ry kinetic–energy cut–off, a set of Monkhorst–Pack [12] special points for the Brillouin zone integration, with a Gaussian broadening of 0.01Ry and a norm–conserving pseudopotential in fully non–local form. [13] The calculations for the (111) surface were performed using a 9+6 supercell (9 planes of Al, 6 equivalent planes of vacuum) and 37 \mathbf{k} –points in the irreducible Brillouin zone. The corresponding values used for the (100) surface are an 8+6 supercell and 46 \mathbf{k} –points, and for the (110) surface an 8+8 supercell and 48 \mathbf{k} –points. We have preliminarily investigated the effect of surface ionic relaxation on ELF, and found it negligible. Similar insensitiveness was found in Ref. [8] upon other surface electronic properties: we therefore present results for the unrelaxed surfaces. As shown above in Fig. 1, the three surfaces have a different packing: the packing increases from Al(110) to Al(100) to Al(111). A measure of this packing is the number of nearest neighbors in the surface plane, called coordination in the following: this number is 2, 4, and 6 for the three surfaces, respectively.

In Fig. 3 we report two ELF contour plots along two non–equivalent planes passing through the topmost (twofold coordinated) atom of the Al(110) surface. Along a direction orthogonal to the surface and passing through the surface atom, our calculated ELF attains the maximum value of 0.86, thus indicating that the Pauli principle has little effect. Comparing Fig. 3 to 2, where the ELF maximum has the close value of 0.91, we quantitatively see how much the surface atom actually behaves as a free–atom in the outer direction. A slightly different electronic distribution is present at the four–fold coordinated Al(100) surface in Fig. 4. In this case the ELF maximum—along the same direction—attains the lower value of 0.80 and shows therefore an electron distribution with a less pronounced atomiclike character.

The almost black regions around the surface atoms in Figs. 3 and 4 are also clearly visible in the top views of Fig. 6, where the contour plots are drawn in the outermost atomic plane. In this plane the maxima occur midway between nearest–neighbors atoms and assume the values of 0.77, 0.74, and 0.67 in order of increasing packing. This decrease of electron pairing shows a trend from covalent–like to metallic–like bonding between nearest neighboring surface atoms; bonding to the underlying bulk atoms is instead metallic in all cases.

Finally, in Fig. 5 we have the extreme case of the six–fold coordinated Al(111) surface. The absolute ELF maximum is only 0.73 and lies in a low–symmetry point, slightly off the outermost atomic plane. Along the direction orthogonal to the surface and passing through the surface atom, the ELF maximum is only 0.65: this behaviour clearly marks an almost smooth decay from the bulk—where the electrons exhibit a prevailing jelliumlike distribution—to the vacuum region. Also in the top view of Fig. 6 there is no evidence of electron pairing between surface atoms, with a wide spread region of almost uniform ELF, close in value to 0.5. We can therefore summarize the result by saying that the Al(111) surface is essentially a jellium surface perturbed by the atomic cores, in a pseudopotential sense: [1] the perturbation obviously originates an “exclusion region” (white plots within the core radii), but besides this has little effect on the electron distribution in the bulk *and* at the (111) surface.

The values of the maxima in the direction orthogonal to the surface and passing through the surface atom in the three cases (0.91, 0.80, and 0.65, as reported above) can be interpreted as a measure of the occupation of the atomiclike states protruding from the surface. We recall in fact that ELF is identically equal to 1 for any one– or two–electron system: high ELF values indicate a strong localization of the wavefunction. Our numbers show an analogous trend as the one pointed out by Ref. [8], where it is shown that the filling of atomic p_{\perp} orbitals, protruding from the surface, decreases indeed with increasing packing, *i.e.* going from (110) to (100) to (111).

V. CONCLUSIONS

In conclusion, we have shown how the ELF at the surfaces of a paradigmatic sp -bonded metal distinctly reveals the rearrangements in the electron distribution due to the surface formation and to the changes in the local coordination. We have shown that ELF, in a modern DFT–pseudopotential framework, is a powerful tool to investigate—without using any spectral information—the chemical bonding pattern: this makes the method appealing in order to deal with much more complicated systems.

Finally, to put this work in a wider perspective, we notice in the current literature a quest for other innovative tools which address localization and bonding, [14,15] and whose relationships to ELF have not been investigated yet.

-
- [1] V. Heine, in *Solid State Physics*, edited by H. Ehrenreich, F. Seitz, and D. Turnbull, vol **24** (Academic, New York, 1970), p.1; M.L. Cohen and V. Heine, *ibid.* p.250.
 - [2] A. D. Becke, K. E. Edgecombe, *J. Chem. Phys.* **92**, 5397 (1990).
 - [3] B. Silvi, A. Savin, *Nature* **371**, 683 (1994).
 - [4] A. Savin, R. Nesper, S. Wengert and T. F. Fässler, *Angew. Chem. Int. Ed. Engl.* **36**, 1808 (1997).
 - [5] M.L. Cohen, in *Electronic Materials*, edited by J.R. Chelikowsky and A. Franciosi (Springer, Berlin, 1991), p.57.
 - [6] *Theory of the Inhomogeneous Electron Gas*, edited by S. Lundqvist and N. H. March (Plenum, New York, 1983).
 - [7] W. E. Pickett, *Comput. Phys. Rep.* **9**, 115 (1989).
 - [8] C. J. Fall, N. Bingeli, and A. Baldereschi, *Phys. Rev. B* **58**, R7544 (1998).
 - [9] A. Savin, O. Jepsen, J. Flad, O. K. Andersen, H. Preuss and H. G. von Schneiring, *Angew. Chem. Int. Ed. Engl.* **31**, 187 (1992).
 - [10] R.M. Dreizler and E.K.U. Gross, *Density Functional Theory: an Approach to the Quantum Many-body Problem* (Springer, Berlin, 1990).
 - [11] M. Kohout and A. Savin, *J. Comp. Chem.* **18**, 1431 (1997).
 - [12] H. J. Monkhorst and J. D. Pack, *Phys. Rev. B* **13**, 5188 (1976).
 - [13] L. Kleinman and D. Bylander, *Phys. Rev. Lett.* **48** 1425 (1982).
 - [14] P. L. Silvestrelli, N. Marzari, D. Vanderbilt and M. Parrinello, *Solid State Commun.* **107**, 7 (1998).
 - [15] R. Resta and S. Sorella, *Phys. Rev. Lett.* **82**, 370 (1999).

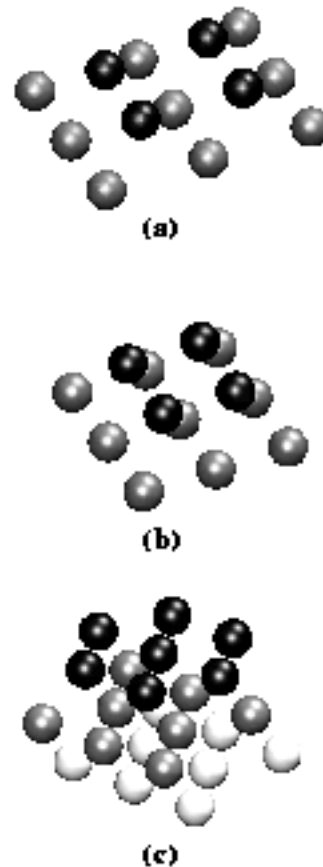


FIG. 1. Schematic three-dimensional view of aluminum surfaces cut along different crystal orientations. (a) (110) surface, (b) (100) surface, and (c) (111) surface. Black balls correspond to topmost atoms, gray balls to second-layer atoms, and (for the (111) surface) white balls to third-layer atoms.




FIG. 2. ELF for an isolated *pseudo*-atom. The grey-scale is also shown: dark (clear) regions correspond to large (small) ELF values. The same grey-scale is adopted in all subsequent figures.

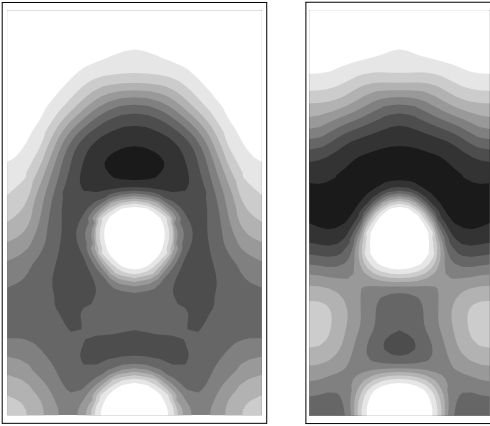


FIG. 3. Al(110): ELF contour plot in two non-equivalent planes containing the topmost atom and orthogonal to the surface.




FIG. 5. Al(111): ELF contour plot in two non-equivalent planes containing the topmost atom and orthogonal to the surface.




FIG. 4. Al(100): ELF contour plot in two non-equivalent planes containing the topmost atom and orthogonal to the surface.




FIG. 6. ELF contour plot in the plane containing the topmost Al atoms for the three different orientations.