

# The statistical physics of cosmological networks of string loops

João Magueijo<sup>a</sup>, Håvard Sandvik<sup>a</sup>, and Danièle A. Steer<sup>b</sup>

*a) Blackett Lab., Imperial College, Prince Consort Road, London SW7 2BZ, U.K.*

*b) D.A.M.T.P., Silver Street, Cambridge, CB3 9EW, U.K.*

We solve numerically the Boltzmann equation describing the evolution of a cosmic string network which contains only loops. In Minkowski space time the equilibrium solution predicted by statistical mechanics is recovered, and we prove that this solution is stable to non-linear perturbations provided that their energy does not exceed the critical energy for the Hagedorn transition. In expanding Einstein - de Sitter Universes we probe the distribution of loops with length much smaller than the horizon. For these loops we discover stable scaling solutions both in the radiation and matter dominated epochs. The shape of these solutions is very different in the two eras, with much higher energy density in the radiation epoch, and a larger average loop length in the matter epoch. These results suggest that if the conditions for formation of loop networks are indeed satisfied, these could in principle be good candidates for structure formation.

## I. INTRODUCTION

One of the greatest challenges of modern cosmology is to explain the large scale structure of the universe: how did the universe, which is known to have been very homogeneous at early times, eventually develop structures such as galaxies and anisotropies in the cosmic microwave background (CMB)? There are currently two different classes of theory which try to provide an explanation— inflation [1] and topological defects [2]—though the two may also be combined [3–5]. In inflationary scenarios, initial vacuum quantum fluctuations eventually lead to the formation of structures. In topological defect theories a network of vacuum defects is produced at a phase transition in the early universe. These defects naturally provide a source of inhomogeneity for all subsequent times.

Although there are several classes of defects [6,7], currently the most popular candidate for structure formation is cosmic strings. These are line-like vacuum defects fully specified by a single parameter,  $\mu$ , their energy per unit length [8–13]. For strings to be viable candidates for structure formation, they should neither come to dominate the energy density of the universe nor disappear altogether. Instead they should “scale”, by which we mean that the energy density in strings should remain a fixed fraction of the energy density in the universe.

The formation and evolution of a network of cosmic strings is extremely complex. A large amount of analytical [14–17,22] and numerical [19–21,18] work has been devoted to exploring the evolution of these networks in expanding flat universes with no cosmological constant. Current wisdom is that the network quickly evolves towards a fixed scaling solution, though the details of this solution differ between the radiation and matter eras. In this attractor solution the network is dominated by infinite strings.

In a widely known but unpublished manuscript, Ferreira and Turok [23] were the first to conjecture that a different scaling solution might be reached if only string loops were formed during the phase transition. In this

different scaling solution no infinite strings are present, given that none exist in the initial conditions: the network is forever made up solely of loops. This conjecture is an intriguing possibility, with potential far reaching consequences for structure formation. Undoubtedly the time-time correlators of the stress energy tensor of such networks is rather different. Radically different predictions for galaxy clustering and CMB anisotropies could ensue.

It was later argued that networks containing only loops might indeed form after first order string producing phase transitions [24–26]. Such transitions proceed via bubble nucleation, and as the bubbles expand and collide, string loops are produced. It was suggested that this mechanism may be vastly more effective than the more conventional Kibble mechanism.

In this paper we use the model of Ref. [22] to study the evolution of networks of string loops through a Boltzmann-type rate equation. Previously this equation was studied analytically in detail in references [22,27]. However, given the complicated nature of the equation — it is a non-linear and non-local, integro-partial differential equation — only asymptotic solutions were searched for, that is, the focus was on the behaviour of loops whose length was much bigger than the horizon size. It was argued [22] that a stable scaling solution exists in Minkowski space time as long as the initial energy density in loops is less than a critical value which corresponds to the Hagedorn energy. In a radiation dominated universe, a scaling solution was also found. However, this was thought to be unstable — depending on the initial energy density in loops, these were either thought to disappear, or infinite strings were predicted to form. In the matter era, no stable solution was found, and for much of parameter space the loops were expected to disappear.

The purpose of this paper is to search for numerical solutions of the full rate equation of [22], rather than asymptotic solutions. This is a challenging numerical task given the complicated nature of the rate equation, and in fact we are only able to probe accurately the be-

haviour of small loops. The reasons for this and some of our methods for tackling the numerical problems are described in the rest of this paper. We also describe the results of our code and elaborate on the properties of the solutions found.

This paper is organised in the following way. In Section II we review the rate equation and set up our notation. In Section III we discuss some further analytical massaging connected with the practical aspects of our numerical implementation. The core of our paper is in Sections IV and V, where we present our numerical solutions, as well as some analytical results used as a check upon the numerics. The results presented there can be summarised as follows. In a Minkowski background we recover the scaling solution predicted by statistical mechanics. We prove that this solution is stable against non linear perturbations, as long as these do not exceed the critical mass for the Hagedorn transition. In expanding Universes and for loops much smaller than the horizon, we discover stable scaling solution both in the radiation and matter dominated epochs. The shape of the solution is quite different in the two eras, with much higher energy density in the radiation epoch, and a larger average loop length in the matter epoch. Based on these results, we suggest that if the conditions for formation of loop networks are indeed satisfied, these could in principle be good candidates for structure formation. Finally, in Section VI we conclude, outlining further work prompted by our results.

## II. THE RATE EQUATION

In this section we set up our notation and review the rate equation proposed in [22] for the evolution of networks of loops. For clarity we introduce the non-expanding and expanding universe cases separately. The rest of the paper will focus on searching numerically for solutions of the equation.

### A. Non-expanding Universe

Consider first the evolution of a network of cosmic string loops in a non-expanding universe. In this case one would expect the network to reach an equilibrium, time-independent distribution. We will study the approach to equilibrium and the properties of that solution.

Let  $n(\ell, t)$  be the number of loops per unit volume with physical length between  $\ell$  and  $\ell + d\ell$  at a time  $t$ . In [22] it was argued that in a non-expanding Universe  $n(\ell, t)$  satisfies

$$\begin{aligned} \frac{\partial n}{\partial t} = & \int_0^{\ell/2} A(\ell; \ell', \ell - \ell') n(\ell', t) n(\ell - \ell', t) d\ell' \\ & + \int_{\ell}^{\infty} B(\ell, \ell' - \ell; \ell') n(\ell', t) d\ell' \end{aligned}$$

$$\begin{aligned} - n(\ell, t) \int_0^{\infty} A(\ell + \ell'; \ell, \ell') n(\ell', t) d\ell' \\ - n(\ell, t) \int_0^{\ell/2} B(\ell', \ell - \ell'; \ell) d\ell', \end{aligned} \quad (1)$$

where the four integrals describe collision interactions between the loops. The coefficient  $A(\ell + \ell'; \ell, \ell')$  gives the probability that two separate loops of length  $\ell$  and  $\ell'$  collide and produce a loop of length  $\ell + \ell'$  (assuming as usual that in the collision partners are exchanged), and it is given by [22]

$$A(\ell_1 + \ell_2; \ell_1, \ell_2) = \chi \ell_1 \ell_2, \quad (2)$$

where  $\chi$  is a relative velocity. The function  $B(\ell', \ell - \ell'; \ell)$  gives the probability that a loop of length  $\ell$  self-intersects to produce two loops of length  $\ell'$  and  $\ell - \ell'$ . Arguments in [22,27] suggested that

$$B(y, \ell - y; \ell) = \frac{\tilde{\chi} y (\ell - y) (\ell + \zeta)^{5/2}}{\bar{\xi}^{3/2} (\ell - y + \zeta)^{5/2} (y + \zeta)^{5/2}}, \quad (3)$$

where  $\tilde{\chi}$  is another relative velocity. The two lengths in (3) are  $\bar{\xi}$ , the distance along which the Brownian loops are correlated in direction, and  $\zeta$ , the distance between any kinks on the loops. These lengths are assumed to be time independent in a non-expanding universe.

The total length density of loops,  $L$  is given by

$$L(t) = \int_0^{\infty} n(\ell, t) \ell d\ell \quad (4)$$

and in Minkowski spacetime this remains constant since energy is conserved. In fact the proof of this, substituting the rate equation into the time derivative of (4) is quite complex as one often has to deal with diverging integrals [27]. This problem of infinities will also have to be dealt with in our numerical work, where we shall use (4) as a check on our code.

The total loop number density is given by

$$N(t) = \int_0^{\infty} n(\ell, t) d\ell. \quad (5)$$

There are no limitations on this quantity, but combined with the energy  $E \sim L$  it gives information on the shape of the loop distribution.

### B. Rate equation in Expanding-Universe

In an expanding Universe the rate equation becomes [22]:

$$\begin{aligned} \frac{\partial n}{\partial t} = & -n(\ell, t) \frac{\partial \dot{\ell}}{\partial \ell} - \frac{\partial n(\ell, t)}{\partial \ell} \dot{\ell} + \lim_{\ell \rightarrow 0^+} [n(\ell, t) \dot{\ell}] \delta(\ell) \\ & - 3Hn(\ell, t) \\ & + \int_0^{\ell/2} A(\ell; \ell', \ell - \ell') n(\ell', t) n(\ell - \ell', t) d\ell' \end{aligned}$$

$$\begin{aligned}
& + \int_{\ell}^{\infty} B(\ell, \ell' - \ell; \ell') n(\ell', t) d\ell' \\
& - n(\ell, t) \int_0^{\infty} A(\ell + \ell'; \ell, \ell') n(\ell', t) d\ell' \\
& - n(\ell, t) \int_0^{\ell/2} B(\ell', \ell - \ell'; \ell) d\ell', \tag{6}
\end{aligned}$$

where  $\dot{\ell}$  is the rate of change of the length of a loop. This has contributions from expansion, redshift and gravitational radiation, and may be written as [22]

$$\dot{\ell} = -\Gamma G\mu + \frac{K\ell}{t}, \tag{7}$$

where we expect  $0 < K \lesssim 0.1$  [22,27]. The third term in (6) guarantees that  $n(\ell, t) = 0, \forall \ell < 0 \forall t$ , whilst the fourth term is the contribution from the expansion of the universe with  $H$  being the Hubble parameter. The functions  $A$  and  $B$  in (6) are the same as those of equations (2) and (3) respectively, where we again assume the same two length scales on the loops,  $\bar{\xi}$  (distance along which loops are correlated in direction—c.f. 3-scale model [14]) and  $\zeta$  (the distance between kinks—c.f. [14]). Now though these two scales are assumed to ‘scale’ [22]:

$$\bar{\xi} = \bar{\xi}_c t \quad \zeta = \zeta_c t \tag{8}$$

where  $\bar{\xi}_c$  and  $\zeta_c$  are both constants. As discussed in [22] and in analogy with [14] we expect

$$\zeta_c \simeq \Gamma G\mu \bar{\xi}_c. \tag{9}$$

Our aim will be to see whether the assumption (8) combined with equation (6) are consistent with the energy density in loops also scaling. For that reason it is convenient to rewrite the rate equation (6) in the scaling variables

$$z = \frac{\ell}{t} \tag{10}$$

$$g(z, t) = t^4 n(\ell, t), \tag{11}$$

so that scaling energy density corresponds to  $g(z, t) = g(z)$ . Recall that from the definitions of  $A$  (2) and  $B$  (3) one has

$$A(z t; z' t, (z - z') t) = t^2 A(z; z', z - z'), \tag{12}$$

$$B(z t; (z' - z) t, z' t) = \frac{1}{t^2} B(z, z' - z; z') \tag{13}$$

where it is important to remember that in  $B(z, z' - z; z')$ ,  $\bar{\xi}$  must be replaced by  $\bar{\xi}_c$ . Hence the rate equation for  $g(z, t)$  becomes:

$$\begin{aligned}
t \frac{\partial g(z, t)}{\partial t} &= g(z, t) \left( 4 - \frac{3}{p} - K \right) \\
&+ \frac{\partial g(z, t)}{\partial z} (z(1 - K) + \Gamma G\mu) \\
&- \Gamma G\mu \delta(z) [g(z, t)]|_{z \rightarrow 0^+}
\end{aligned}$$

$$\begin{aligned}
& + \int_0^{z/2} A(z; z', z - z') g(z', t) g(z - z', t) dz' \\
& + \int_z^{\infty} B(z, z' - z; z') g(z', t) dz' \\
& - g(z, t) \int_0^{\infty} A(z + z'; z, z') g(z', t) dz' \\
& - g(z, t) \int_0^{z/2} B(z', z - z'; z) dz'. \tag{14}
\end{aligned}$$

Here the parameter  $p$  is defined by the expansion rate;  $R \propto t^{1/p}$ , so that  $p = 2$  in the radiation era, and  $p = \frac{3}{2}$  in the matter era. Observe that the RHS of the above equation is not explicitly  $t$  dependent and hence that it is consistent to have  $g(z, t) = g(z)$ —i.e. a scaling solution is consistent with the equation.

Our aim is to solve equation (14) to check whether such a scaling solution is indeed reached, and if so what are its properties.

### III. NUMERICAL IMPLEMENTATION

#### A. Variables suitable for numerical work

Any numerical approach to solve equation (14) has to first deal with the obvious numerical problem posed by the semi-infinite interval  $[0, \infty)$  in which the  $z$  variable lies. As was discussed in [22,27], just chopping off the integrals in (14) at some upper value of  $z$  is *not* a resolution to this problem as this changes completely the nature of the solutions of the rate equation. Instead we introduce a new variable:

$$y(z) = \frac{z}{1 + z/c_{max}} \tag{15}$$

in which  $c_{max}$  is a fixed number which will be chosen to optimise our numerical analysis. Note that, as opposed to  $z$ , the variable  $y$  now lies in the finite range  $0 \leq y \leq c_{max}$ . Also it will be useful to write down the inverse of (15);

$$z(y) = \frac{y}{1 - y/c_{max}} \tag{16}$$

We then define

$$\tilde{h}(y(z), t) = g(z, t) \tag{17}$$

so that the boundary condition  $g(z \rightarrow \infty, t) = 0 \forall t$  becomes

$$\tilde{h}(c_{max}, t) = 0 \quad \forall t, \tag{18}$$

and may now be imposed without loss of generality. This boundary condition is necessary so that the energy density in loops is finite.

Furthermore, in an *expanding universe only*, we change variables to logarithmic time

$$t \rightarrow u = \ln(t), \quad (19)$$

so that on letting  $h(y, u) = \tilde{h}(y, t(u))$  the rate equation becomes

$$\begin{aligned} \frac{\partial h(y, u)}{\partial u} &= h(y, u) \left( 4 - \frac{3}{p} - K \right) \\ &+ \frac{\partial h(y, u)}{\partial y} (1 - y/c_{max})^2 (z(1 - K) + \Gamma G\mu) \\ &- \Gamma G\mu \delta(y) [h(y, u)]|_{y \rightarrow 0^+} \\ &+ \int_0^{2 - \frac{y}{c_{max}}} A(z(y'), z(y) - z(y')) h(y', u) \\ &\quad \times h(y(z(y) - z(y')), u) \frac{dy'}{(1 - y'/c_{max})^2} \\ &+ \int_y^{c_{max}} h(y', u) [B(z(y), z(y')) - h(y, u) \\ &\quad \times A(z(y), z(y'))] \frac{dy'}{(1 - y'/c_{max})^2} \\ &- h(y, u) \int_0^y A(z(y), z(y')) h(y', u) \frac{dy'}{(1 - y'/c_{max})^2} \\ &- h(y, u) \int_0^{2 - \frac{y}{c_{max}}} B(z(y'), z(y)) \frac{dy'}{(1 - y'/c_{max})^2}. \quad (20) \end{aligned}$$

Note that for clarity we have now omitted the unnecessary arguments of the  $A$  and  $B$  coefficients: for example, we have written  $A(z; z', z - z') = A(z', z - z')$  and  $B(z, z' - z; z') = B(z, z' - z)$ .

In a non-expanding universe the rate equation is that given in (20) but where one retains only the four integral terms on the RHS, and where there is no logarithmic time (so  $t = u$ ).

## B. Choice of parameters

In order to solve (20) numerically, we clearly have to choose values for the various parameters which appear in the rate equation as well as a value for  $c_{max}$ .

Firstly, by comparison with numerical simulations of cosmic string evolution in expanding universes (see the discussion in section 3 of [22] and also [14]), we have taken

$$\chi = \tilde{\chi} = 0.2 \quad (21)$$

though in general these relative velocities need not be equal. The values given in (21) were also used for our simulations of loops in Minkowski space.

The correlation length  $\bar{\xi}_c$  of equation (8) was taken to be

$$\bar{\xi}_c = 1 \quad (22)$$

which is of the order of the horizon size. Note that the only place in which  $\bar{\xi}_c$  appears in the rate equation is in the coefficient  $B(z', z; z + z')$ , where the relevant combination on constants is  $\tilde{\chi}/\bar{\xi}_c^{3/2}$ . Thus we can change the

size of  $\bar{\xi}_c$  simply by scaling  $\tilde{\chi}$ . The value of  $\zeta_c$  is approximately given by (9), so we have taken

$$\zeta_c = 5.0 \times 10^{-5} \quad (23)$$

since for GUT cosmic strings  $G\mu \simeq 10^{-6}$ , and  $50 \lesssim \Gamma \lesssim 100$  (we have chosen  $\Gamma = 50$ ). In Minkowski space, we took  $\xi = 1$  and  $\zeta = 5.0 \times 10^{-5}$  consistently with the assumption of the time-independence of these variables in a non-expanding universe.

As mentioned above and discussed in [22],  $0 \leq K \leq 0.1$  and we have taken

$$K = 0.05. \quad (24)$$

We will also consider the effect of varying  $K$  about this value, since it was shown in analytical analysis of [22] that the precise value of  $K$  may influence whether or not a scaling solution can exist in the matter era.

Finally, observe that the probability  $B(z', z - z'; z)$  is very strongly peaked about  $z' = z - z' \simeq \zeta_c$ . In order to deal with such rapidly changing functions in the region of  $z = \zeta_c$  we found that greatest numerical accuracy was achieved by choosing

$$c_{max} = 10^{-4}. \quad (25)$$

We then divided the  $0 \leq y \leq 10^{-4}$  interval into  $N$  equally spaced intervals (with  $N = 200$  or  $N = 500$ ), and used open integration routines and adaptive mesh techniques in the  $u$  direction to solve equation (20).

We end this section with the following important observation. By choosing  $c_{max} = 10^{-4}$ , our numerical work can deal very accurately with *small* loops, but *cannot* deal accurately with large loops. The reason is the following. Let us assume that we work with  $N = 500$  intervals in the  $y$  direction. Then the last interval corresponds to  $9.998 \times 10^{-5} \leq y \leq 10^{-4}$ , or alternatively using equation (16) to  $0.0499 \leq z \leq \infty$ . In other words, the last interval in  $y$  contains all the loops with length  $z \gtrsim \xi_c/50$ , and the evolution of these loops in time can clearly not be followed accurately using only one interval. One might then be concerned that inaccuracies with loops of length  $z \gtrsim \xi_c/50$  might lead to inaccuracies in the evolution of those with smaller lengths since the rate equation (14) is non-linear as well as non-local. This indeed will be true though it is difficult to estimate the size of these effects. However, an expansion to lowest order in  $z/\zeta_c$  of the rate equation (14) shows that the small  $z$  behaviour decouples from the large  $z$  one [27] (though this is no longer true to higher order in  $z/\zeta_c$ ).

We therefore conclude this section by saying that our numerics will be probing the small  $z$  behaviour of the loop distribution  $g(z, t)$  and not the large  $z \gg \zeta_c, \xi_c$  one which was the subject of [22]. This numerical study is therefore complementary to the analytic one of [22] rather than being at odds with it.

#### IV. LOOPS IN MINKOWSKI SPACE TIME

Given these comments, we begin by considering the rate equation (1) in a non-expanding universe. (As commented above for the purpose of the numerics we work with (20) where only the four integrals on the RHS are kept and where  $u = t$ ).

##### A. Some analytical results

In Minkowski space we know the equilibrium solution of (1): combining the principle of detailed balance with the form of the  $A$  and  $B$  coefficients gives the equilibrium (and hence stable) distribution as [22]

$$n(\ell) = \frac{\tilde{\chi}}{\chi_s^{\xi^{3/2}}} \frac{e^{-\beta t}}{(l + \zeta)^{5/2}} =: c_{eq} \frac{e^{-\beta t}}{(l + \zeta)^{5/2}}. \quad (26)$$

Substitution of (26) into (1) shows that this is indeed a solution with  $\beta$  arbitrary. However, the energy density in loops must be finite so that  $\beta \geq 0$ .

The solution (26) is consistent with the statistical mechanics prediction that in equilibrium [28]

$$n(\ell) = ce^{-\beta\ell} \ell^{-5/2} \quad (27)$$

for  $\ell \gg \zeta$ . It has also been shown [28] that at  $\beta = 0$  when the loops have a scale invariant distribution, the energy density in loops is equal to a critical value and a phase transition occurs. This is the Hagedorn transition for which the loops network is unstable against the formation of an infinite string.

In [22], the approach to the equilibrium solution (26) was studied using the rate equation (1). This was done by substituting distributions of the form

$$n(\ell, t) = \frac{e^{-\beta\ell}}{(\ell + \zeta)^{5/2}} \sum_{n=0}^{\infty} \frac{c_n(t)}{(\ell + \zeta)^n} \quad (28)$$

with  $c_n$  and  $\beta$  are arbitrary parameters, into the rate equation. Equations for  $\dot{c}_n$  and  $\dot{\beta}$  were then obtained by studying the  $\ell \gg \zeta$  limit of the rate equation. Analysis of these equations showed that for an initial distribution of the form (28), a *stable* equilibrium solution is reached which is characterised by

$$c_0 \rightarrow c_{eq}, \quad c_{n \geq 1} \rightarrow 0. \quad (29)$$

Furthermore, since energy is conserved by the rate equation,  $\beta$  was shown to change as well, with its equilibrium value such that the energy density at equilibrium is the same as the initial energy density. This evolution was shown in figure 1 of [22].

If the initial energy density in loops is larger than the critical energy density, then one would expect from the results of statistical mechanics that infinite strings are

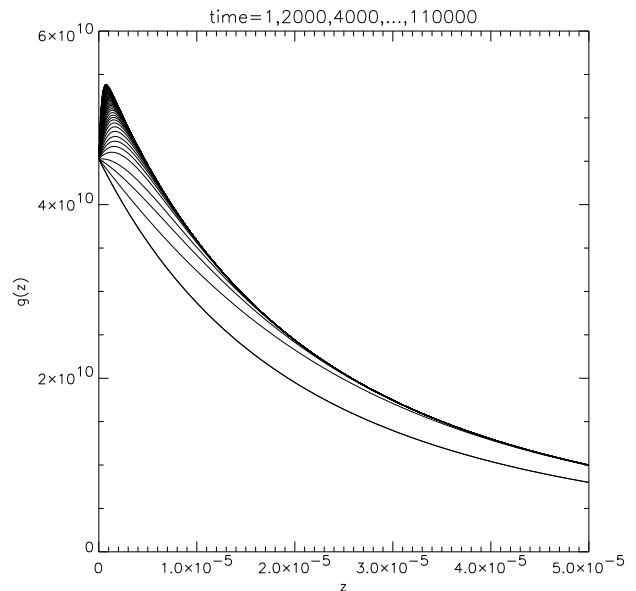


FIG. 1. Initial conditions with  $c_0 = 0.8 < c_{eq}$ ,  $c_{n>0} = 0$ ,  $\beta_0 = 0.01$ . We have plotted the function  $n(\ell, t)$  for times from  $t = 1$  to  $t = 110000$ .

formed. A plausibility analysis for this (based on the appearance of non-analytic terms when  $\beta \rightarrow 0$ ) was given in [22]. In the present paper we are concerned only with distributions that have a total energy density less than that for the Hagedorn transition. Analysis of the case with energy greater than the critical one will be given in a future publication [29] (see also [30]).

##### B. Numerical results

We have solved (1) numerically, starting with a variety of initial conditions parametrised as in (28), but not necessarily close to the equilibrium configuration, though always with subcritical energy density.

Figures (1) and (2) shows the time evolution given the initial conditions,  $c_0 = 0.8$  and  $c_0 = 1.2$ , respectively, with  $\beta = 0.01$  and  $c_{n>0} = 0$  in both cases. Recall that with our choice of parameters  $c_{eq} = 1$ . In the first case  $c_0$  approaches  $c_{eq}$  from below, and in the second one  $c_{eq}$  is approached from above, whilst in both cases the power dominant power law behaviour is indeed  $(\ell + \zeta)^{-5/2}$  as expected from (26). (In other words, all the  $c_{n>0}$  remain zero for all times.) It is difficult to see from these plots, however, if  $\beta$  changes as predicted since for these small values of  $\ell$ ,  $e^{-\beta\ell} = 1$  to very high accuracy (see further comments on this below).

The only point of the distribution which does reach the scaling solution is  $n(0, t)$ , which in fact does not change. It can be shown analytically from (1) that the time derivative of  $n$  at  $\ell = 0$  is indeed zero. There is very little meaning in loops of size zero, so we do not comment further on this exception to the equilibrium distribution.

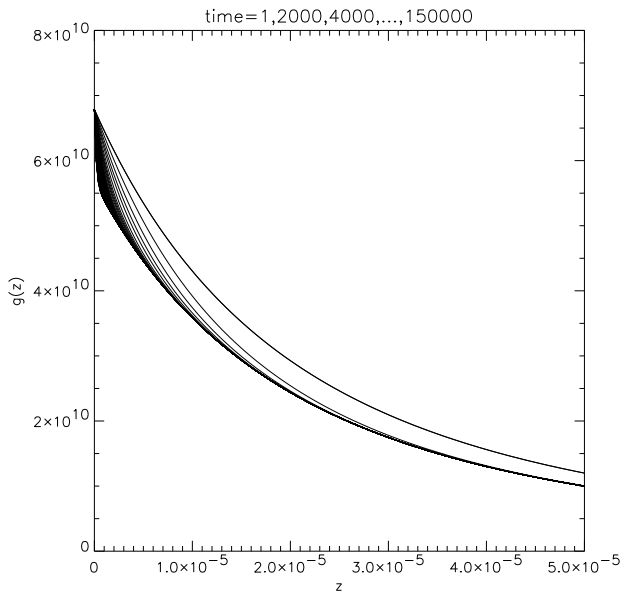


FIG. 2. Initial conditions with  $c_0 = 1.2 > c_{eq}$ ,  $c_{n>0} = 0$ ,  $\beta = 0.01$ . We have plotted the function  $n(\ell, t)$  for times from  $t = 1$  to  $t = 110000$ .

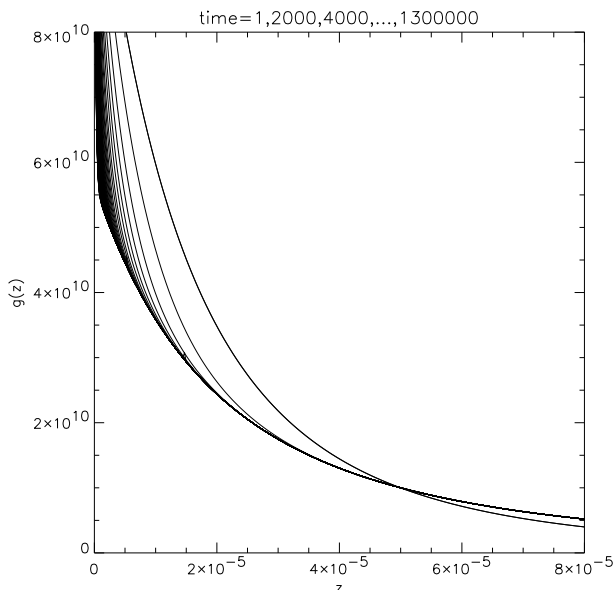


FIG. 3. Initial conditions with  $c_0 = 0$ ,  $c_1 = 1.2 > c_{eq}$ ,  $c_{n>1} = 0$ ,  $\beta = 0.01$ . We have plotted the function  $n(\ell, t)$  for times  $t = 1$  to  $t = 130000$ .

In figure (3) the initial conditions have  $c_0 = 0$ ,  $c_1 = 1.2$ ,  $c_{n>1} = 0$  and  $\beta = 0.01$ . That is, this initial distribution has a power law behaviour of  $(\ell + \zeta)^{-7/2}$ . Despite that, the plot shows that as the network evolves,  $c_1 \rightarrow 0$  and  $c_0 \rightarrow 1$  so that the system evolves to its equilibrium distribution (though again it is difficult to comment on  $\beta$ ).

The stability of this solution with  $c_0 = c_{eq}$  and  $c_{n>0} = 0$  is very important. Previous proofs of stability have been confined to *linear* perturbations. No analytical evidence has been given for stability in the nonlinear regime. Our results bear strong evidence that the solution is reached with *any* initial conditions, and thus that it is stable also in the non-perturbative regime.

An important test for the code is to check whether the total loop length density (energy) stays constant. The simulations show that the more sampling points (the larger  $N$ ), the better the conservation law is satisfied. We decided to accept sampling densities leading to mass variations of  $\sim 5\%$ .

## V. EXPANDING UNIVERSES

### A. Analytical results

In [22] the asymptotic behaviour of solutions to the rate equation (14) were searched for. More specifically, using the ansatz

$$g(z, t) = \theta(z) \frac{e^{-\beta(t)z}}{(z + \zeta)^{\frac{5}{2}}} \sum_{n=0}^{\infty} \frac{c_n(t)}{(z + \zeta)^n}, \quad (30)$$

substituting into the rate equation (14), and assuming ( $z \gg \bar{\xi}_c \gg \zeta_c$ ) led to equations for  $\dot{\beta}$  and  $\dot{c}_n$ . Analysis of these led to the conclusion that, at least to order  $n = 1$ , a scaling solution exists in the radiation era but not in the matter era. Furthermore, the radiation era solution was thought to be unstable. That is, depending on the initial energy density in the loops, these were either thought to disappear or infinite strings were thought to be formed. In the matter era no stable solution was found and for much of parameter space the loops were expected to disappear [22].

Before presenting our numerical analysis of this expanding universe case, we introduce the concept of the mean loop length since this will be useful for the analysis of our numerical solutions. Recall that by definition, scaling of the energy density of the loop network means that

$$\frac{dE_{sc}}{dt} = 0, \quad (31)$$

where

$$E_{sc} = \mu \int_0^{\infty} z g(z, t) dz. \quad (32)$$

As was shown in [27],  $E_{sc}$  satisfies

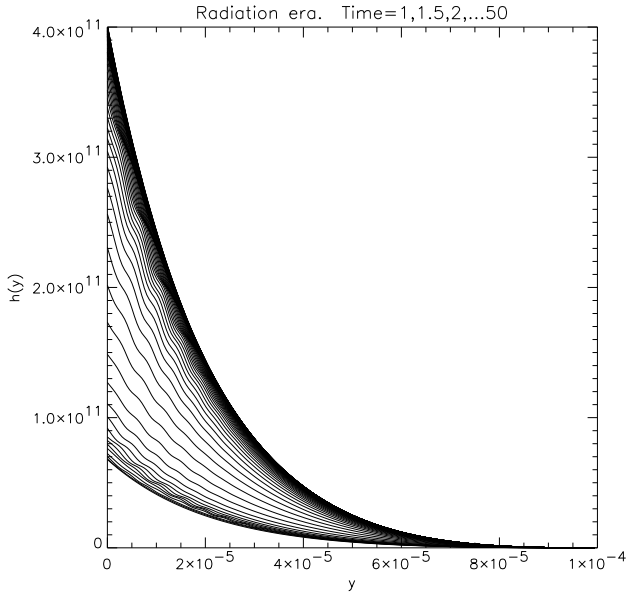


FIG. 4. Evolution of the network in the radiation era. Initial conditions were  $c_0 = 1.2$ ,  $c_{n>0} = 0$  and  $\beta = 10^{-2}$ . We see that the distribution after 10 to 20 logarithmic times reaches a stable scaling solution. We have plotted the function  $h(y)$ .

$$t \frac{dE_{sc}}{dt} = (2 + K - 3/p)E_{sc}(t) - \Gamma G \mu N_{sc}(t) \quad (33)$$

where  $N_{sc}(t)$  is the total number of loops in scaling variables,

$$N_{sc}(t) = \int_0^\infty g(z, t) dz. \quad (34)$$

As commented in [22], we see that the assumption of scaling lengths  $\xi$  and  $\zeta$  does not automatically imply that the energy density in loops also scales in an expanding universe: this will only happen if  $N_{sc}$  and  $E_{sc}$  reach values such that the RHS of (33) vanishes. If that is the case, then the mean length  $\langle z \rangle$  is given by

$$\langle z \rangle = \frac{\int_0^\infty z g(z, t) dz}{\int_0^\infty g(z, t) dz} = \frac{E_{sc}(t)}{N_{sc}(t)} = \frac{\Gamma G \mu}{2 + K - 3/p}. \quad (35)$$

With our choice of parameters

$$\begin{aligned} \langle z \rangle_{rad} &\sim 1 \times 10^{-4} = 2\zeta_c \\ \langle z \rangle_{matt} &\sim 1 \times 10^{-3} = 20\zeta_c \end{aligned} \quad (36)$$

## B. Numerical Results

### 1. Radiation era

We gave the network initial conditions of the form (30), but with various values for  $c_n$  and  $\beta$ . In figure (4) we show the time evolution of  $h(y, u)$  given the initial conditions  $c_0 = 1.2$ ,  $c_{n>0} = 0$  and  $\beta = 10^{-2}$ . The time range

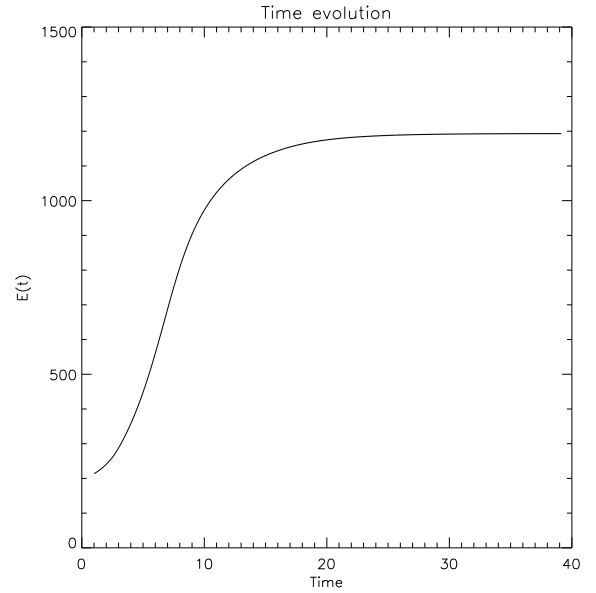


FIG. 5. Plot of the scaling energy density,  $E(u)$  during the evolution of the network in the radiation era. Initial conditions were  $c_0 = 1.2$ ,  $\beta = 10^{-2}$  and  $c_{n>0} = 0$ . The energy density increases rapidly just after start, and firmly, after about 20 logarithmic times, approaches the scaling value from below.

is  $u = 1, 1.5, \dots, 50$ . Figure (5) shows the scaling energy density (defined in (32)) as a function of time. We see that the energy density after 10 - 20 logarithmic times approaches a stable scaling value from below.

In figures (6) and (7) we show the time evolution given two different initial distributions both with energies below the scaling value. It appears that these reach the same scaling distribution as that of figures (6) and (7) — we shall comment on the form of this distribution below. Figure (8) shows time evolution starting out with an initial distribution with energy density higher than the scaling value,  $c_0 = 12$ ,  $\beta = 0.01$  and  $c_{n>0} = 0$ . Again the same scaling solution seem to be approached from above. The same solution is also found if we set  $c_0 = 0$  but other of the  $c_{n>0} \neq 0$ . These results provide evidence that the small loops reach a unique stable scaling solution in the radiation epoch, and that this solution is an attractor within a very large basin of initial conditions.

We now attempt to characterise more thoroughly the scaling solution. Its energy density is given by

$$E_{sc} \approx 1.2 \times 10^3 \quad (37)$$

We could try to fit its shape with the ansatz  $g(z) = ce^{-\beta z}/(z + \zeta)^{5/2}$ . This is the leading order term in the ansatz (30) which was used in [22] for looking at large loops. We used a least squares method and the result is plotted in Figure (9): clearly this function is a good approximation in the radiation epoch. The optimal combination of  $c$  and  $\beta$  is

$$c_{rad} \approx 6.9, \quad \beta_{rad} \approx 34 \quad (38)$$

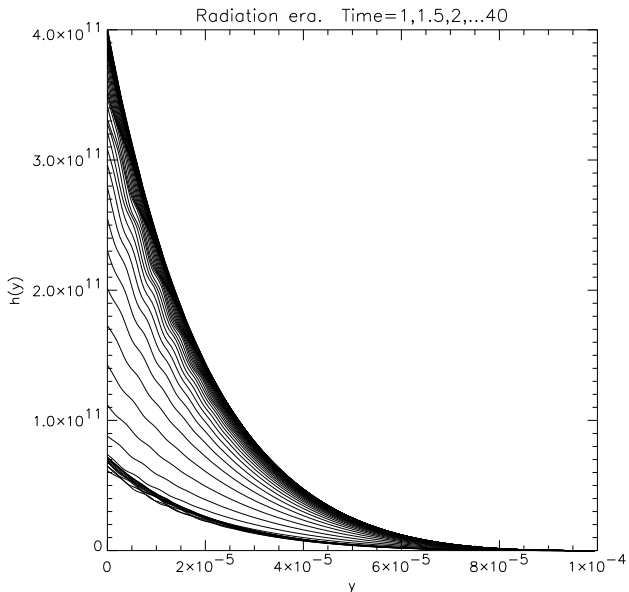


FIG. 6. Evolution of the network in the radiation era. Initial conditions were  $c_0 = 1.2$ ,  $\beta = 10^2$  and  $c_{n>0} = 0$ . We see that the distribution after 12 to 15 logarithmic times reaches a stable scaling solution. We have plotted the function  $h(y)$ .

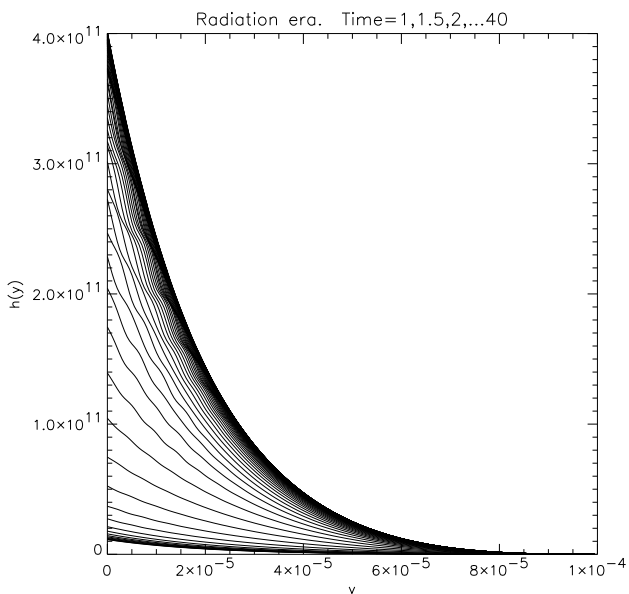


FIG. 7. Evolution of the network in the radiation era. Initial conditions were  $c_0 = 0.2$ ,  $\beta = 10^{-2}$  and  $c_{n>0} = 0$ . We see that the distribution after about 20 logarithmic times reaches a stable scaling solution. We have plotted the function  $h(y)$ .

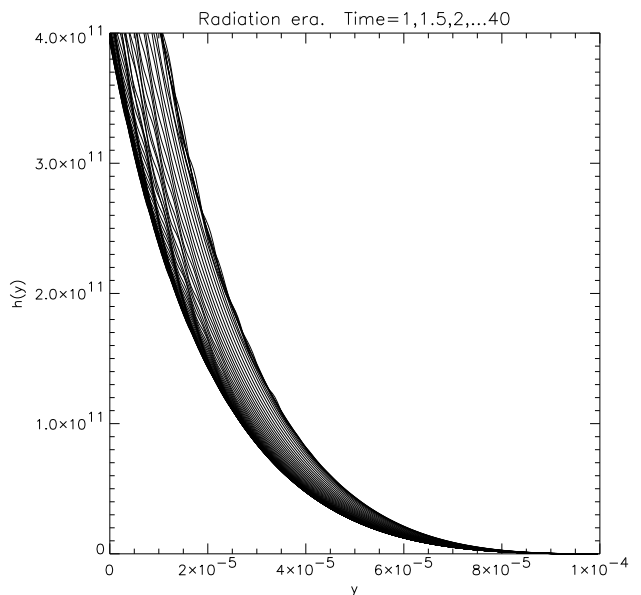


FIG. 8. Evolution of the network in the radiation era. Initial conditions were  $c_0 = 12$ ,  $\beta_0 = 10^{-2}$  and  $c_{n>0} = 0$ , which means we start out well above the scaling solution. We see that the distribution after about 20 logarithmic times reaches a stable scaling solution. We have plotted the function  $h(y)$ .

(Though the work of [22] was probing a very different regime, there the (un-stable) scaling solution had values  $c_{rad} = 7.1$  and  $\beta_{rad} = 108$ .)

Finally, the scaling solution has a mean loop length

$$\langle z \rangle_{rad,numerical} \approx 1.6 \times 10^{-4} \quad (39)$$

in good agreement with the theoretically predicted value of  $\langle z \rangle \approx 1 \times 10^{-4}$  from equation (36).

In an attempt to understand how the solution depends on the parameters involved, we also show results corresponding to a different value for  $K$ . Figure (10) shows how a scaling solution is still approached, but now with a lower energy density,  $E_{sc} \sim 9 \times 10^2$ . This is understandable, since a smaller  $K$  could represent either a larger loss from gravitational radiation in the large loop limit or a greater loss from redshift of velocities.

## 2. Matter epoch

We performed a similar analysis in the matter epoch. The analytical analysis of [22] predicts that no scaling solution exists for large  $z$  in this case. Whilst this may well be the case, our numerical results show that a scaling solution seems to be reached for small  $z$ .

Initial conditions of the form (30) were again used. Figure (11) shows the time evolution of  $h(y, u)$  in the matter era given initial conditions,  $c_0 = 1.2$ ,  $\beta = 0.01$  and  $c_{n>0} = 0$ . The corresponding scaling energy density is plotted as a function of logarithmic time,  $E(u)$  in figure (12). It shows how an energy density over the scaling



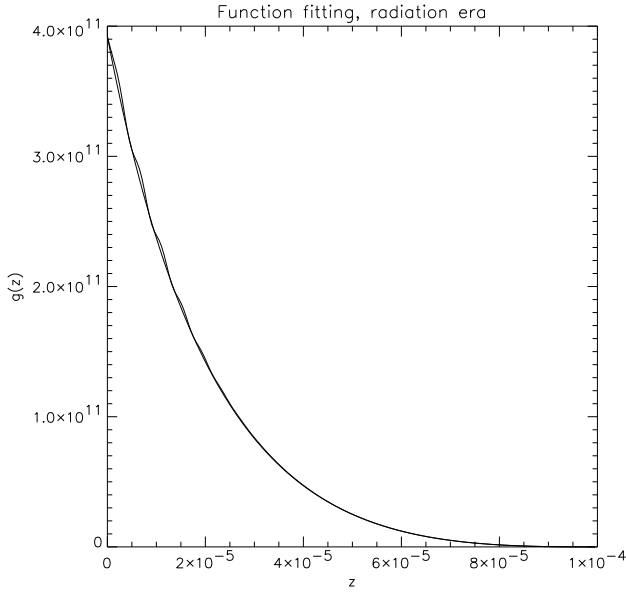


FIG. 9. Attempt to fit the radiation scaling solution to the ansatz,  $g(z, t) = ce^{-\beta z}/(z + \zeta)^{5/2}$ . As we can see this is a nearly perfect fit. The constants found are,  $c = 6.9$  and  $\beta = 34$

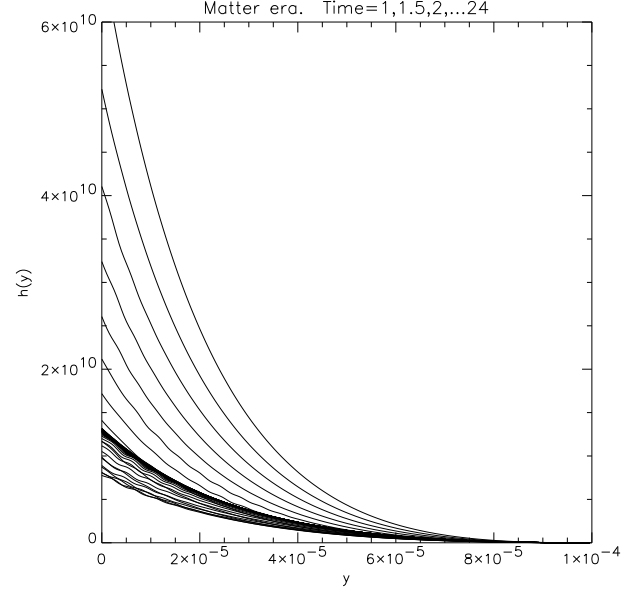


FIG. 11. Evolution of the network in the matter era. Initial conditions were  $c_0 = 1.2$ ,  $c_{n>0} = 0$  and  $\beta = 10^{-2}$ . We see that the distribution immediately after the start starts decreasing and reshaping. The distribution goes a bit below the scaling solution, but catches up. The loop distribution stabilises after about 10-15 logarithmic times, but at value far lower than the radiation era. We have plotted the function  $h(y)$ .

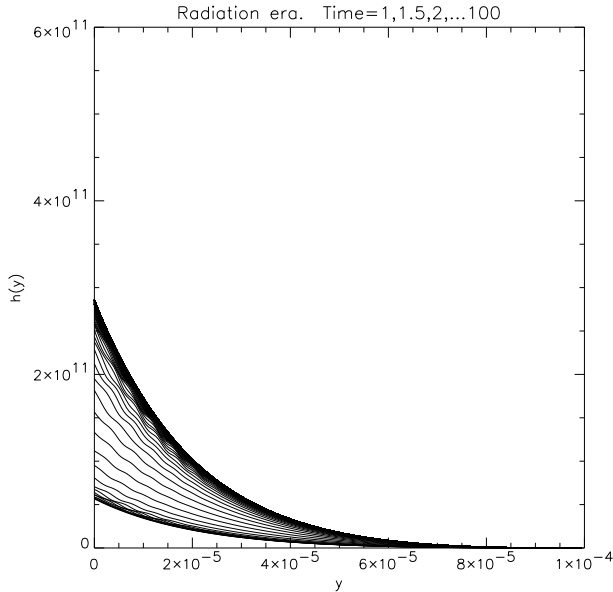


FIG. 10. The scaling solution in the radiation era, given a new value for  $K = 0.025$ . We see that the solution is significantly smaller than the previous one, with  $E_{rad} \approx 0.9 \cdot 10^3$  and  $\langle z \rangle = 1.70 \cdot 10^{-4}$

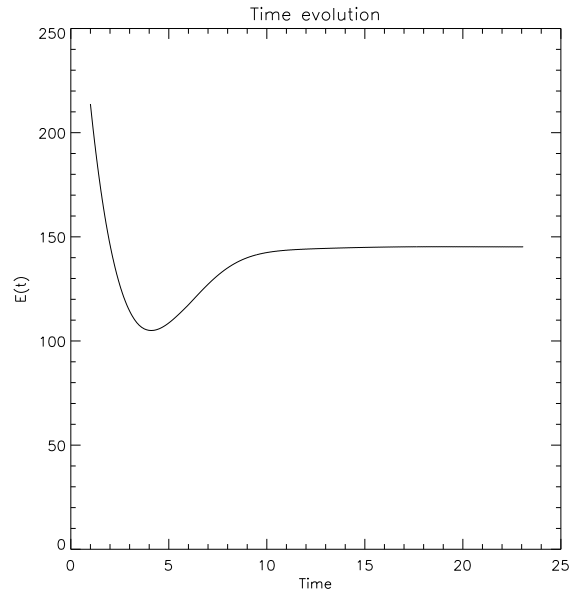


FIG. 12. Plot of the scaling energy density during the evolution of the network in the matter era. Initial conditions were  $c_0 = 1.2$ ,  $c_{n>0} = 0$  and  $\beta = 10^{-2}$ . The energy density decreases rapidly just after start, but then approaches the scaling value from below.

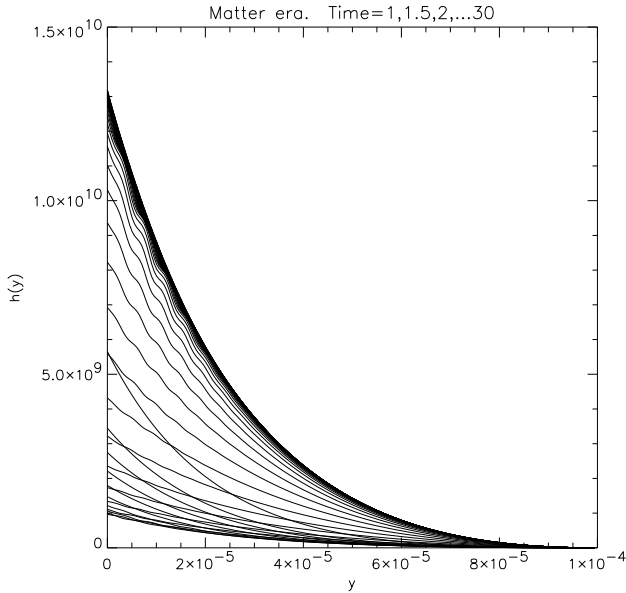


FIG. 13. Evolution of the network in the matter era. Initial conditions were  $c_0 = 0.1$ ,  $c_{n>0} = 0$  and  $\beta = 10^{-2}$ . We see that the distribution immediately after the start starts decreasing and reshaping. The distribution then increases until it reaches the scaling distribution for the matter era. The loop distribution stabilises after about 10-15 logarithmic times. We have again plotted the function  $h(y)$ .

value decreases rapidly, overshoots, and then increases to asymptote towards the scaling value after about 10 expansion times.

Figure ( 13) shows the time evolution of  $h(y, u)$  given an initial distribution with an energy density lower than the scaling value. The function immediately starts reshaping, and after some time the same scaling distribution is found. We considered also initial configurations with different values  $c_{n>0} \neq 0$ , and found that they approach the same scaling solution. As in the radiation era the same scaling solution is always reached, starting from a large sample of possible initial conditions. Again though we are not very sensitive to different values of  $\beta$ .

The stable scaling solution in the matter epoch is rather different from the radiation epoch scaling solution. Its scaling energy density is nearly 10 times smaller

$$E \approx 1.5 \times 10^2, \quad (40)$$

Its shape is also very different. The mean scaling loop length  $\langle z \rangle$ , is larger in the matter epoch, as predicted. We found

$$\langle z \rangle_{\text{matt, numerical}} \approx 0.5 \times 10^{-3}. \quad (41)$$

The difference between  $\langle z \rangle_{\text{rad}}$  and  $\langle z \rangle_{\text{matt}}$  is not as large as theoretically predicted, but shows the right tendency.

Finally we tried to fit the scaling solution to an ansatz  $g(z) = ce^{-\beta z}/(z + \zeta)^{5/2}$ . Again we have used a least squares method. The result is plotted in ( 14). Clearly our scaling solution does not fit this ansatz. However,

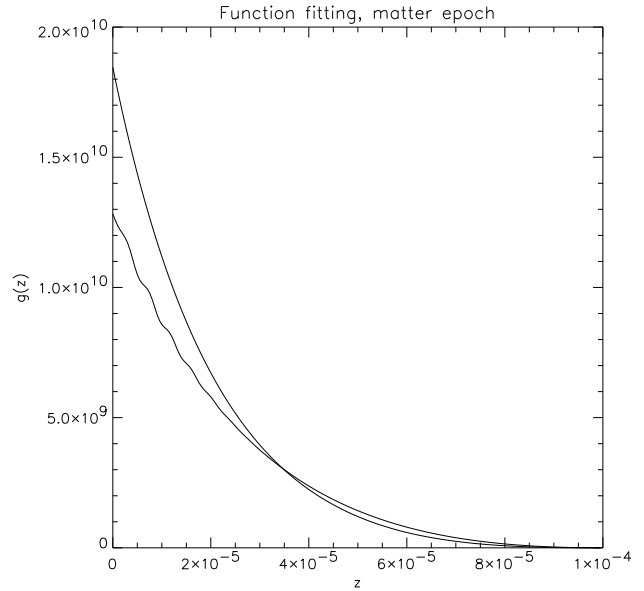


FIG. 14. Attempt to fit the matter scaling solution to the ansatz,  $g(z, t) = ce^{-\beta z}/(z + \zeta)^{5/2}$ . As we can see the functions are not compatible.

it is not difficult to see that a distribution of the form  $g(z, t) = ce^{-\beta z}/(z + \zeta)^n$  with  $n < 5/2$  would fit our scaling distribution better.

## VI. CONCLUSIONS

We re-examined the evolution of networks of cosmic strings consisting solely of loops. Our aim was to provide full numerical solutions to the rate equation first given in [22], though in fact we were only able to probe accurately small loops.

In Minkowski space time we found that for energies lower than the critical energy the system evolves towards a scaling solution. This happens for a large variety of initial conditions not necessarily in the vicinity of the scaling solution. The results obtained with our numerical code agree with the statistical mechanics prediction, as well as with the analytical predictions made in [22]. However we also predict that the scaling solution is stable against non linear perturbations, as long as the critical mass is never exceeded. For total energies larger than the critical we were unable to obtain reliable results, though infinite strings are expected to form.

In expanding universes and for small loops, a scaling solution was found both in the radiation and matter dominated epochs. The shape of the solution is quite different in the two eras. The gradients of the distributions for small  $z$  agree with an analytical analysis of the rate equation for small  $z$  carried out in [27]. The scaling energy densities are  $E_{\text{rad}} \sim 1200$  and  $E_{\text{matter}} \sim 150$ , whereas the average scaling loop lengths,  $z = \ell/t$ , are  $\langle z_{\text{rad}} \rangle \approx 10^{-4}$ , and  $\langle z_{\text{matt}} \rangle \approx 0.5 \times 10^{-3}$ .

Our results complement the findings in [22] for radiation and matter dominated Universes. In both these cases we found evidence for scaling solutions containing many small loops. Thus there will always be a scaling solution in these eras, though from the results of [22] these may or may not contain many loops with length larger than the horizon.

We close with a description of three promising research avenues which our work may have prompted. Firstly our results are very encouraging for a loop dominated scenario of structure formation. Our discovery of scaling solutions for small loops ensures that no cosmological cataclysm happens in these scenarios. Undoubtedly the unequal time correlators, required for computing structure formation, are very different in loop networks and in the usual networks dominated by long strings. The predicted CMB anisotropy and galaxy power spectra will therefore be very different. One wonders if a better fit to the data might be achieved in these models.

Before this idea can be carried out, we should investigate the radiation to matter transition which is a crucial stage in structure formation. We believe that a long lived transient is likely to set in.

It would also be interesting to reexamine our results with a dynamical equation allowing for the coexistence of loops and infinite strings. We reserved to a future publication the presentation of numerical solutions [29].

**Acknowledgements** We are very grateful to Tom Kibble for invaluable help. We acknowledge financial support from the Royal Society (JM), PPARC (DS).

---

[1] A.R.Liddle, *An introduction to cosmological inflation*, astro-ph/9901124.  
[2] A. Vilenkin and E.P.S.Shellard, *Cosmic Strings and Other Topological Defects* (Cambridge Univ. Press, Cambridge, 1994); M.Hindmarsh and T.W.B.Kibble, *Rep. Prog. Phys* **55**, 478 (1995).  
[3] C.Contaldi, M.Hindmarsh and J.Magueijo, *Phys. Rev. Lett.* **82** 2034 (1999).  
[4] P.Avelino, R.Caldwell, C.Martins, astro-ph/9809130.  
[5] R.Battye, J.Weller, astro-ph/9810203.  
[6] U-L.Pen, U.Seljak and N.Turok, *Phys. Rev. Lett.* **79** (1997) 1611.  
[7] M. Kunz, R. Durrer, *Phys.Rev. D55* (1997) 4516-4520.  
[8] Albrecht, R.A.Battye and J.Robinson, *Phys. Rev. Lett.* **79** (1997) 4736.  
[9] C.Contaldi, M.Hindmarsh and J.Magueijo, *Phys. Rev. Lett.* , **82** 679 (1999).  
[10] P. Avelino et al, *Phys. Rev. Lett.* **81** (1998) 2008; P.Wu et al, astro-ph/9812156.  
[11] A.Albrecht, R.A.Battye and J.Robinson, *Phys. Rev. Lett.* **80** 4847 (1998).  
[12] J. Uzan, N. Deruelle, A. Riazuelo, astro-ph/9810313.  
[13] L. Pogosian, T. Vachaspati, astro-ph/9903362.

[14] Daren Austin, E.J.Copeland and T.W.B.Kibble, *Phys. Rev.* **D48** (1993) 5594.  
[15] Daren Austin, E.J.Copeland and T.W.B.Kibble, *Phys. Rev.* **D51** (1995) 2499.  
[16] E.J.Copeland, *An analytic approach to cosmic string evolution*. In ‘Topological defects in Cosmology’, eds F. Melchiorri and M. Signore, World Scientific, Singapore (1997).  
[17] C.J.A.P.Martins and E.P.S.Shellard, *Phys. Rev.* **D54** (1996) 2535.  
[18] G. Vincent, N. Antunes, and M. Hindmarsh, *Phys. Rev. Lett.* **80**, 2277 (1998).  
[19] A.Albrecht and N.Turok, *Phys. Rev. Lett.* **54** (1985) 1868.  
[20] D.P.Bennett and F.R.Bouchet, *Phys. Rev. Lett.* **63** (1990) 2776.  
[21] B.Allen and E.P.S.Shellard, *Phys. Rev. Lett.* **64** (1990) 119.  
[22] E.J.Copeland, T.W.B.Kibble, D.A.Steer, *Phys.Rev.D* **58** (1998) 043508  
[23] P.Ferreira and N.Turok, Is scaling unique, unpublished.  
[24] J. Borrill, *Phys.Rev.Lett.* **76** (1996) 3255-3258.  
[25] E. J. Copeland, P. M. Saffin, *Phys.Rev. D54* (1996) 6088-6094.  
[26] S. Digtal, S. Sengupta, A. M. Srivastava, *Phys. Rev. D58* 103510, 1998; *Phys. Rev. D56* 2035-2043 (1997).  
[27] D. Steer, Imperial College PhD thesis, London, 1997.  
[28] M.Sakellariadou and A.Vilenkin, *Phys. Rev.* **D37**, 885; E.J.Copeland, D.Haws, S.Holbraad and R.Rivers, in: *The Formation and Evolution of Cosmic Strings*, ed. G.Gibbons, S.Hawking, T.Vachaspati (Cambridge University Press, 1990) p.35; D.Mitchell and N.Turok, *Phys. Rev. Lett.* **58** (1987) 1577.  
[29] J. Magueijo, H. Sandvik, and D. Steer, in preparation.  
[30] H. Sandvik, *Evolution of a network of cosmic string loops*, Thesis submitted for the degree of Sivilingeniør at the Norwegian University of Science and Technology.