

A LARGE-SCALE BULK FLOW OF GALAXY CLUSTERS

MICHAEL J. HUDSON^{1,2}, RUSSELL J. SMITH³, JOHN R. LUCEY³, DAVID J. SCHLEGEL^{3,4} & ROGER L. DAVIES³

ApJ Letters, in press

ABSTRACT

We report first results from the “Streaming Motions of Abell Clusters” (SMAC) project, an all-sky Fundamental Plane survey of 699 early-type galaxies in 56 clusters between $\sim 3000 \text{ km s}^{-1}$ and $\sim 14000 \text{ km s}^{-1}$. For this sample, with a median distance of $\sim 8000 \text{ km s}^{-1}$, we find a bulk flow of amplitude $630 \pm 200 \text{ km s}^{-1}$, towards $l = 260 \pm 15^\circ$, $b = -1 \pm 12^\circ$, with respect to the Cosmic Microwave Background. The flow is robust against the effects of individual clusters and data subsets, the choice of Galactic extinction maps, Malmquist bias and stellar population effects. The direction of the SMAC flow is $\sim 90^\circ$ away from the flow found by Lauer & Postman, but is in good agreement with the gravity dipole predicted from the distribution of X-ray-luminous clusters. Our detection of a high-amplitude coherent flow on such a large scale argues for excess mass density fluctuation power at wavelengths $\lambda \gtrsim 60 h^{-1} \text{ Mpc}$, relative to the predictions of currently-popular cosmological models.

Subject headings: galaxies: distances and redshifts — galaxies: elliptical and lenticular, cD — galaxies: clusters: general — cosmology: observations — large-scale structure of Universe

1. INTRODUCTION

The dipole anisotropy of the Cosmic Microwave Background (CMB) radiation is generally interpreted as a Doppler effect due to the motion of the Sun with respect to the CMB rest-frame. The velocity of the Local Group (LG), $627 \pm 22 \text{ km s}^{-1}$ towards $l = 276 \pm 3^\circ$, $b = 30 \pm 3^\circ$, is now well determined from COBE (Kogut et al. 1993). Less well known, however, is the depth and degree to which nearby galaxies share in this motion and, by implication, the scales and amplitudes of the mass fluctuations responsible for the flow.

To a depth of $\sim 6000 \text{ km s}^{-1}$, a rough consensus has emerged from recent peculiar velocity surveys of galaxies. For instance, Giovanelli et al. (1998) find a flow (in the CMB frame) of $200 \pm 65 \text{ km s}^{-1}$ towards $l = 295^\circ$, $b = 25^\circ$, from an I-band Tully–Fisher survey, while the Mark III velocity compilation yields $370 \pm 110 \text{ km s}^{-1}$ towards $l = 306^\circ$, $b = 13^\circ$ (Dekel et al. 1998, in prep.). Beyond this depth, however, the situation is much less clear. Lauer & Postman (1994, hereafter LP), using a photometric distance indicator for brightest cluster galaxies, found a $689 \pm 178 \text{ km s}^{-1}$ bulk motion (towards $l = 343^\circ$, $b = 52^\circ$) for an all-sky sample of 119 Abell/ACO clusters to 15000 km s^{-1} depth. Currently-popular cosmological models have too little large-scale power to generate coherent flows on such large scales (Feldman & Watkins 1994; Strauss et al. 1995; Jaffe & Kaiser 1995). The LP result has been challenged by subsequent peculiar velocity surveys (Riess et al. 1995; Giovanelli et al. 1996; Hudson et al. 1997, hereafter H97; Giovanelli et al. 1997; Müller et al. 1998; Dale et al. 1998). However, with the exception

of Dale et al. (1998), none of these studies approach the depth and sky coverage of the LP survey.

In this *Letter*, we report the detection of a significant coherent flow from the SMAC survey of cluster peculiar motions. The survey comprises 699 early-type galaxies in 56 clusters mainly within 12000 km s^{-1} . A more detailed description and analysis of the survey will be presented in a forthcoming series of papers.

2. DATA & METHOD

The distance indicator used in this study is the Fundamental Plane (FP) of early-type galaxies (Davis & Djorgovski 1987; Dressler et al. 1987). The FP relates the effective (half-light) radius, $\log R_e$ (the distance-dependent quantity), the mean surface brightness within this radius, $\langle \mu \rangle_e$, and the central velocity dispersion, $\log \sigma$.

The SMAC cluster sample consists of new data for 40 clusters (to be reported in future papers), supplemented with data from the literature for 16 clusters previously studied in H97. All but 8 of these are Abell/ACO clusters, and all but 5 have $cz_\odot < 12000 \text{ km s}^{-1}$. The median distance of the SMAC sample is $\sim 8000 \text{ km s}^{-1}$. The number of early-type galaxies observed, per cluster, is in the range 4 – 56, with a median of 8.

New velocity dispersions and Mg_2 linestrengths were obtained from the Isaac Newton 2.5m and Anglo-Australian 3.9m telescopes. We followed the homogenization procedure of Smith et al. (1997) to bring new spectroscopic data and existing data from the literature onto a common system. Corrections of up to 0.03 dex in σ are derived for each system, but typical uncertainties in these corrections are only 0.005–0.008 dex, corresponding to 1.6–2.6% sys-

¹ Department of Physics & Astronomy, University of Victoria, P.O. Box 3055, Victoria, B.C. V8W 3P6, Canada. E-mail: hudson@uvastro.phys.uvic.ca

² Visiting Astronomer, Cerro Tololo Inter-American Observatory (CTIO), the National Optical Astronomy Observatories, operated by the Association of Universities for Research in Astronomy (AURA) under a cooperative agreement with the the National Science Foundation (NSF).

³ Department of Physics, University of Durham, Science Laboratories, South Road, Durham DH1 3LE, England. E-mail: R.J.Smith, John.Lucey, R.L.Davies@durham.ac.uk

⁴ Present address: Dept. of Astrophysical Sciences, Peyton Hall, Princeton University, USA. E-mail: schlegel@astro.princeton.edu

tematic uncertainty in distance, per observing run. Of the 699 galaxies in the final SMAC sample, velocity dispersion data is drawn wholly from new observations for 41% of the sample. For 21% of the sample, the final σ derives from both new data and published measurements. For the remaining 38%, the dispersions are derived from previously published data.

New R-band photometric data were obtained from the Jacobus Kapteyn 1.0m and Cerro Tololo Inter-American Observatory 0.9m telescopes. Effective radii and surface brightnesses were determined by fitting a one-dimensional $R^{1/4}$ -law profile to the circular aperture photometry, with corrections for seeing, cosmological effects and Galactic extinction (using the maps of Schlegel, Finkbeiner and Davis 1998; hereafter SFD). Additional photometric data has been drawn from the literature and carefully combined with newly obtained parameters. Our new photometry provides data for roughly half of the 699 galaxies in the final SMAC sample.

Our method for determining cluster distances and bulk flows follows H97. We summarize the important points here. To obtain cluster distances, we use the inverse form of the FP, i.e. we regress on the distance-independent quantity $\log \sigma$. This regression is insensitive to photometric selection effects (e.g. selection on magnitude or diameter; see H97, Strauss & Willick 1995). The FP slopes and scatter for the SMAC sample are consistent with previous results for the inverse FP (H97). The resulting distance error is 21% per galaxy, and 3% – 11% per cluster, with a median of 7%. We make a correction for Malmquist bias under the assumption that clusters are drawn from a homogeneous underlying density field. Due to the large number of objects per cluster, the Malmquist bias corrections are small (typically $\sim 2\%$) for this sample. Finally, we adjust the FP zero-point so that the cluster peculiar velocities have no net radial inflow or outflow with respect to the CMB frame.

A bulk flow model provides the simplest parameterization of the peculiar velocity field. We minimize

$$\chi^2 = \sum_i \frac{(v_i - \mathbf{V} \cdot \hat{\mathbf{r}}_i)^2}{\epsilon_i^2} \quad (1)$$

where v_i is the CMB frame peculiar velocity of cluster i with direction vector $\hat{\mathbf{r}}_i$, and \mathbf{V} is the bulk flow. The total error, ϵ_i , is the quadrature sum of the cluster distance error (in the range 100–1200 km s⁻¹), the error in the mean cluster cz (typically 150 km s⁻¹) and a “thermal component” (set to 250 km s⁻¹) which allows for small scale fluctuations around the mean bulk flow. Given the error-weighting in equation (1), the weighted mean depth of the sample is ~ 6700 km s⁻¹.

We have tested the bulk flow recovery with Monte Carlo simulations in which galaxies are assigned peculiar velocities consistent with an input bulk flow plus random errors. Because our survey has good sky-coverage, we find that our bulk flow fit is not affected by “geometry bias”, i.e. there is little covariance between the monopole and dipole (bulk flow) terms.

3. RESULTS

The principal result of this *Letter* is that the SMAC sample exhibits a CMB-frame bulk flow of $V = 630$ km s⁻¹

(error-bias corrected, see LP), towards $l = 260 \pm 15^\circ$, $b = -1 \pm 12^\circ$. The peculiar velocities of the sample clusters are shown, as a function of angle from the apex direction, in Fig. 1. The linear trend seen here is a clear signature of a bulk streaming motion.

The random error in the bulk flow due to distance and velocity errors is 180 km s⁻¹. A further uncertainty in the bulk flow arises from uncertainties in the corrections to σ for different runs. We estimate this uncertainty by generating bootstrap realizations of the corrections and analyzing the bootstrap-corrected datasets in the same way as the real data. Through this procedure, we find that this source of systematic error contributes an uncertainty of 90 km s⁻¹ to the measured bulk flow.

The total velocity error in the direction of the flow is 200 km s⁻¹. The error ellipsoid is triaxial: the direction of smallest error (± 100 km s⁻¹) is along $l = 314^\circ$, $b = 49^\circ$, and the direction of largest error (± 214 km s⁻¹) is along $l = 237^\circ$, $b = -11^\circ$, which is within 24° of our bulk flow. Allowing for the three degrees of freedom in the bulk flow vector we find that our sample is inconsistent with being at rest in the CMB frame at the 99.9% confidence level. A 95% lower limit on the bulk motion is 400 km s⁻¹. If we divide the sample by distance into two parts with equal errors, the outer shell of the SMAC sample gives a larger amplitude flow (by 240 ± 360 km s⁻¹) but is consistent, within the errors, with that found from the inner sphere. Both inner and outer samples independently yield a bulk flow with a significance $\gtrsim 98\%$.

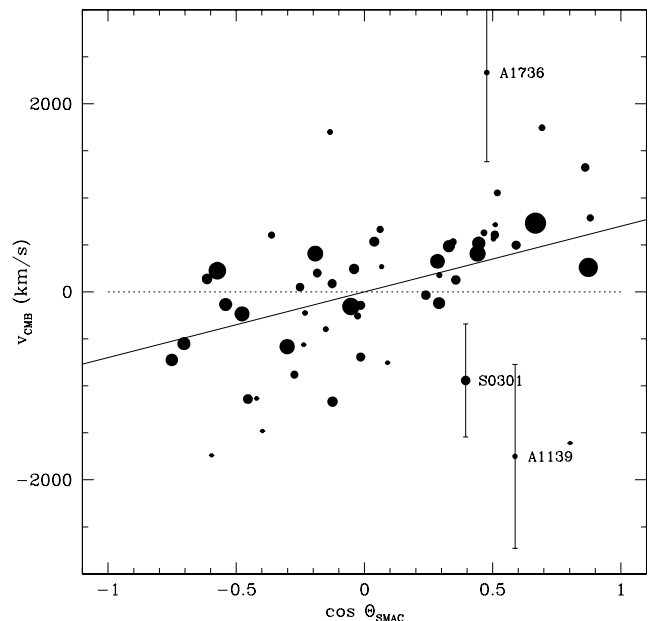


FIG. 1.— Peculiar velocities as a function of angle from the apex of the bulk flow. Symbol sizes are inversely proportional to errors. The solid line is the best-fitting bulk flow model, and clusters which deviate from this flow at the 2σ level are indicated, with error bars.

We have explored a wide range of potential systematic effects. By excluding each cluster from the sample in turn, we find that no individual cluster is responsible for more

than 50 km s^{-1} of the total bulk motion. No single supercluster structure dominates the flow. We find a similar result excluding individual spectroscopic runs. Furthermore, because of the balanced sky coverage, the bulk flow is insensitive to the adopted zero-point of the FP relation. A 1% change in the zero-point (corresponding to its 1σ uncertainty) alters the bulk flow by only $\sim 25 \text{ km s}^{-1}$. If, instead of SFD extinction corrections, we use those of Burstein & Heiles (1982), the recovered bulk flow drops by $\sim 100 \text{ km s}^{-1}$. In order to assess the effect of Malmquist bias and redshift cuts, we have performed a simultaneous FP and bulk flow fit (“Method II” in the terminology of Strauss & Willick 1995); we recover a bulk flow which is identical within the errors ($\sim 40 \text{ km s}^{-1}$ change). The effect of a possible FP dependence on morphological type is negligible: E and S0 subsamples of the data give consistent results (they differ by $140 \pm 330 \text{ km s}^{-1}$). Finally, we have examined the possible effect of cluster-to-cluster stellar population differences, using the Mg_2 index as an age/metallicity indicator. We find that our clusters are consistent with following a universal Mg_2 - σ relation. Furthermore, we find no correlation between peculiar velocity and the (non-significant) offsets of clusters from the Mg_2 - σ relation.

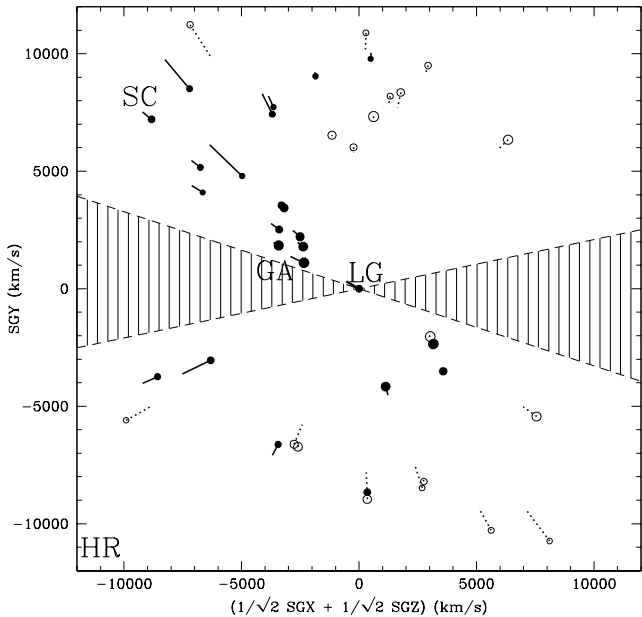


FIG. 2.— Peculiar velocities projected onto a plane between $\text{SGX}=0$ and $\text{SGZ}=0$. The negative half of the horizontal axis points towards $l = 272^\circ$, $b = -3^\circ$, which is only $\sim 13^\circ$ from the direction of the SMAC bulk flow. We plot only the 43 clusters within 45° of the plane. The shaded region indicates the Zone of Avoidance ($|b| < 15$). The distance to each cluster is indicated by the circle and the CMB frame redshift is indicated by the tip of the vector. Outflowing clusters have filled circles and solid lines; inflowing ones have open circles and dotted lines. Circle size is inversely proportional to the error in the peculiar velocity. Important locations are indicated: the Local Group (LG); the Great Attractor (GA); the Shapley Concentration (SC) and the Horologium-Reticulum (HR) supercluster.

4. DISCUSSION

The motion of the Local Group (LG) and the bulk motion of the SMAC sample both lie in the plane which is at a 45° angle from the $\text{SGX}=0$ and $\text{SGZ}=0$ Supergalactic planes. The CMB-frame peculiar velocities of SMAC clusters within $\pm 45^\circ$ of this plane are shown in Fig. 2. This figure shows the continued outflow beyond the Great Attractor (“GA”, Lynden-Bell et al. 1988) both above and below the Galactic Plane, indicating that the local motions are not generated wholly by the GA. On the opposite side of the sky the data, though sparser, exhibit an inflow of similar magnitude, suggesting a bulk flow with very large coherence length.

The direction of the SMAC bulk flow in Galactic coordinates is shown in Fig. 3. Also shown are the positions of two most prominent concentrations of clusters within $300 h^{-1} \text{ Mpc}$ (Tully et al. 1992), namely the Shapley Concentration (Scaramella et al. 1989; Raychaudhury 1989) and the Horologium-Reticulum supercluster (Lucey et al. 1983). The direction of the SMAC bulk motion is roughly between these two concentrations. Indeed, there is some evidence in our sample of inflow towards the Shapley Concentration. The data are too sparse in the foreground of Horologium-Reticulum to measure any infall. The direction of our flow agrees very well ($< 16^\circ$) with the direction of LG motion predicted from the density field of X-ray/Abell clusters (Plionis & Kolokotronis 1998). The IRAS PSCz galaxy redshift survey is of sufficient depth to yield accurate predicted peculiar velocities (Branchini et al. 1998) for our clusters. A preliminary comparison indicates excellent directional agreement between the PSCz-predicted and the observed bulk flow of SMAC clusters.

How does our bulk flow compare to results from other surveys? One might naively estimate the level of agreement between two surveys from a χ^2 statistic derived from the difference between the two bulk flow vectors and the sum of their observational-error covariance matrices. This procedure is incorrect, however, because it does not allow for the fact that different surveys probe different volumes and regions on the sky. As stressed by Watkins & Feldman (1995), the incomplete cancellation of small-scale flows internal to a volume can have a significant effect on the total measured bulk flow. The significance of disagreements between flow vectors is always *overestimated* if these effects are neglected.

For example, according to the naive comparison described above, our result is in conflict with the bulk flow vector of LP and of Dale et al. (1998). Our flow is of similar amplitude to that found by LP, but the direction is $\sim 90^\circ$ from the apex of the LP dipole, so at face value the agreement is poor. Dale et al. find a bulk flow of $\lesssim 200 \text{ km s}^{-1}$ for their deep Tully-Fisher cluster sample, in contrast to our result⁵. A detailed analysis, allowing for the effects of survey geometries and internal flows, is required in order to determine whether the apparent disagreements with LP and Dale et al. are in fact significant. Such an analysis is in progress.

In contrast to the two surveys just discussed, our flow agrees very well in amplitude and direction with that of the

⁵It is worth noting, however, that our error-weighted bulk flow is within the 2σ error ellipse of Dale et al.’s volume-weighted solution, although not of their error-weighted solution.

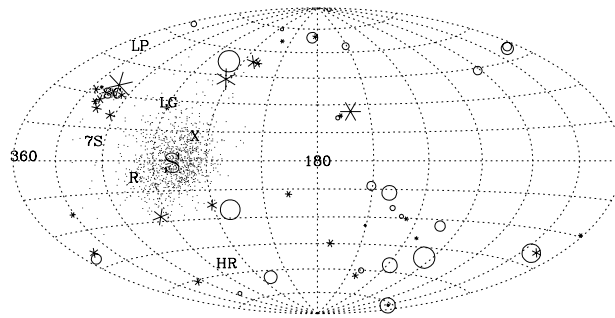


FIG. 3.— Peculiar velocities and bulk flow directions in Galactic coordinates (Aitoff projection). Clusters in the SMAC survey are indicated by open circles (inflowing) or asterisks (outflowing), with symbol size proportional to peculiar velocity. The direction of the SMAC bulk flow is indicated by the large “S”, while the dots show 1000 directions drawn from the bulk flow error ellipsoid. Important directions are indicated: the motion of the Local Group (LG); the motion of the Lynden-Bell et al. (1988) sample (7S); the bulk flow of LP; the motion of the Riess et al. (1997) SNIa sample (R); the Shapley Concentration (SC); the Horologium-Reticulum supercluster (HR); and the predicted motion of the LG from X-ray clusters (X) (Plionis & Kolokotronis 1998). The bulk flow of Dale et al. (1998) is small and consistent with zero. Consequently, its direction is not meaningful and has not been plotted here.

similarly deep (9000 – 13000 km s⁻¹) Tully–Fisher sample of Willick (1998, also private communication). The SMAC bulk flow is not inconsistent with preliminary results from the EFAR project (Saglia et al. 1998). Finally, we have performed a bulk flow fit to the SNIa velocity data of Riess et al. (1997), which yields a flow of 320 ± 160 km s⁻¹ (error-bias corrected) directed towards $l = 282^\circ$, $b = -8^\circ$. This direction is only $\sim 20^\circ$ from the SMAC flow apex.

Our result can be compared to expectations based on popular families of cosmological models. The bulk flow amplitude measured by a typical (i.e. randomly-placed) observer depends on the power spectrum of mass density fluctuations and the geometry of the survey. Following Kaiser (1988), we have calculated the k -space window function for the bulk flow given the SMAC survey geometry. We find that the SMAC bulk flow probes the mass power spectrum on scales larger than $\lambda \sim 60h^{-1}$ Mpc. If we fix the power spectrum on the largest scales using COBE, then the high amplitude of the SMAC bulk flow implies substantial power on intermediate scales. For variants of the cold dark matter (CDM) cosmology with either a cosmological constant, neutrinos, or a tilt ($n \neq 1$) in the initial primordial spectrum, the choice of free parameters fixes the power spectrum on sub-COBE scales. For the three COBE-normalized CDM variants, we require choices of the parameters such that the rms fluctuation in mass density contrast in an $8 h^{-1}$ Mpc sphere is $\sigma_8 \Omega^{0.6} \gtrsim 0.87$, 0.80 or 0.85, respectively, at the 90% confidence level. This is in conflict with the value $\sigma_8 \Omega^{0.5} \sim 0.55$ inferred from the abundance of rich clusters (Vianna & Liddle 1996; Eke et al. 1996; Pen 1998), but is in better agreement with the value $\sigma_8 \Omega^{0.6} \sim 0.8$ inferred from other peculiar velocity surveys (Kolatt & Dekel 1997; Zaroubi et al. 1997). Alternatively, if the power spectrum is to fit *both* the abundance

of rich clusters *and* the COBE fluctuations, then it must be considerably more “peaked” between these scales, relative to the CDM variants.

5. SUMMARY

We have recently completed a FP survey of 699 early-type galaxies in 56 clusters within ~ 12000 km s⁻¹. For this sample, we find a large-scale bulk flow of amplitude 630 ± 200 km s⁻¹ towards $l = 260 \pm 15^\circ$, $b = -1 \pm 12^\circ$. Our result is robust against the effects of individual clusters and data subsets, the choice of Galactic extinction maps, Malmquist bias and stellar population effects.

This result suggests that the mass fluctuation power spectrum has a high amplitude on scales $\lambda \sim 60 - 600h^{-1}$ Mpc. This regime, near the peak of the power spectrum, is at present poorly constrained by other methods. On these scales, CMB anisotropies are dominated by acoustic oscillations and depend mainly on the baryon content, whereas current galaxy redshift surveys are insufficiently deep, and are subject to the (unknown) relationship of galaxies to the underlying mass density fluctuations.

Further analyses, currently underway, will (i) determine the consistency of our results with those of other surveys, allowing for the different sample geometries; (ii) compare measured velocities with predictions of the IRAS PSCz redshift survey; and (iii) constrain directly the mass power spectrum, by means of the dipole and higher moments of the velocity field.

We thank the staff of the Isaac Newton Group of telescopes at the Observatorio del Roque de los Muchachos, the Anglo-Australian Observatory and the Cerro Tololo Inter-American Observatory, where these observations were conducted.

REFERENCES

- Branchini, E., et al. 1998, preprint (astro-ph/9810106)
 Burstein, D. & Heiles, C. 1982, AJ, 87, 1165
 Dale, D. A., Giovanelli, R., Haynes, M. P., Campusano, L. E., Hardy, E. & Borgani, S., 1998, ApJ, in press (astro-ph/9810467)
 Djorgovski, S. & Davis, M. 1987, ApJ, 313, 59
 Dressler, A., Lynden-Bell, D., Burstein, D., Davies, R. L., Faber, S. M., Terlevich, R. J., Wegner, G., 1987, ApJ, 313, 42
 Eke, V. R., Cole, S., & Frenk, C. S. 1996, MNRAS, 282, 263
 Feldman, H. A. & Watkins, R. 1994, ApJ, 430, L17
 Giovanelli, R., Haynes, M. P., Wegner, G., Da Costa, L. N., Freudling, W., & Salzer, J. J. 1996, ApJ, 464, L99
 Giovanelli, R., Haynes, M. P., Herter, T., Vogt, N. P., Wegner, G., Salzer, J. J., Da Costa, L. N., & Freudling, W. 1997, AJ, 113, 22
 Giovanelli, R., Haynes, M. P., Freudling, W., da Costa, L. N., Saltzer, J. J., & Wegner, G. 1998, ApJ, 505, L91
 Hudson, M. J., Lucey, J. R., Smith, R. J., & Steel, J. 1997, MNRAS, 291, 488 (H97)
 Jaffe, A. H. & Kaiser, N. 1995, ApJ, 455, 26

- Kaiser, N. 1988, MNRAS, 231, 149
Kogut A., et al. 1993, ApJ, 419 1
Kolatt, T. & Dekel, A. 1997, ApJ, 479, 592
Lauer, T. R. & Postman, M. 1994, ApJ, 425, 418 (LP)
Lucey, J. R., Dickens, R. J., Mitchell, R. J., & Dawe, J. A. 1983, MNRAS, 203, 545
Lynden-Bell, D., Faber, S. M., Burstein, D., Davies, R. L., Dressler, A., Terlevich, R. J., & Wegner G., 1988, ApJ, 326, 19
Müller, K. R., Freudling, W., Watkins, R. & Wegner, G. 1998, preprint (astro-ph/9809199)
Pen, U.-L. 1998, ApJ, 498, 60
Plionis, M. & Kolokotronis, V. 1998, ApJ, 500, 1
Raychaudhury, S. 1989, Nature, 342, 251
Riess, A. G., Press, W. H., & Kirshner, R. P. 1995, ApJ, 445, L91
Riess, A. G., Davis, M., Baker, J., & Kirshner, R. P., 1997, ApJ, 488, L1
Saglia, R. P., Colless, M., Burstein, D., Davies, R. L., McMahan, R. K., Jr., Watkins, R. & Wegner G., 1998, preprint (<http://www.MPA-Garching.MPG.DE/~cosmo/contributions.html>)
Scaramella, R., Baiesi-Pillastrini, G., Chincarini, G., Vettolani, G., & Zamorani, G. 1989, Nature, 338, 562
Schlegel, D. J., Finkbeiner, D. P., & Davis, M. 1998, ApJ, 500, 525 (SFD)
Smith, R. J., Lucey, J. R., Hudson, M. J., & Steel, J. 1997, MNRAS, 291, 461 (S97)
Smoot, G. F., Gorenstein, M. V., & Muller, R. A. 1977, Physical Review Letters, 39, 898
Strauss, M. A., Cen, R., Ostriker, J. P., Lauer, T. R., & Postman, M. 1995, ApJ, 444, 507
Strauss, M.A. & Willick, J.A. 1995, Phys. Rep., 261, 271
Tully, R. B., Scaramella, R., Vettolani, G., & Zamorani, G., 1992, ApJ, 388, 9
Viana, P. T. P. & Liddle, A. R. 1996, MNRAS, 281, 323
Watkins, R. & Feldman, H. A. 1995, ApJ, 453, L73
Willick, J., 1998, preprint (astro-ph/9809160)
Zaroubi, S., Zehavi, I., Dekel, A., Hoffman, Y., & Kolatt, T. 1997, ApJ, 486, 21