

# On using the CMB shift parameter in tests of models of dark energy

Øystein Elgarøy<sup>1</sup> and Tuomas Multamäki<sup>2</sup>

<sup>1</sup> Institute of theoretical astrophysics, University of Oslo, Box 1029, 0315 Oslo, Norway  
e-mail: oelgaroy@astro.uio.no

<sup>2</sup> Department of Physics, University of Turku, FIN-20014 Turku, Finland  
e-mail: tuomu1@utu.fi

Received; accepted

## ABSTRACT

*Context.* The so-called shift parameter is related to the position of the first acoustic peak in the power spectrum of the temperature anisotropies of the cosmic microwave background (CMB) anisotropies. It is an often used quantity in simple tests of dark energy models. However, the shift parameter is not directly measurable from the cosmic microwave background, and its value is usually derived from the data assuming a spatially flat cosmology with dark matter and a cosmological constant.

*Aims.* To evaluate the effectiveness of the shift parameter as a constraint on dark energy models.

*Methods.* We discuss the potential pitfalls in using the shift parameter as a test of non-standard dark energy models.

*Results.* By comparing to full CMB fits, we show that combining the shift parameter with the position of the first acoustic peak in the CMB power spectrum improves the accuracy of the test considerably.

**Key words.** Cosmology:theory – cosmological parameters

## 1. Introduction

Comparing cosmological models to current observational data can be cumbersome and computationally intensive. Large multi-dimensional parameter spaces cannot be probed by grid-based methods but more sophisticated approaches are required, for example Monte Carlo Markov Chains (MCMC) (Gamerman & Lopes 2006; Lewis & Bridle 2002). Of the most commonly used cosmological data sets available today, cosmic microwave background (CMB) and large-scale structure (LSS) observations in particular require computational effort in parameter estimation. Given computing time and patience, this is not a problem, at least in principle, when testing models in which the evolution of linear density perturbations is well understood and hence calculable. However, for several of the more imaginative dark energy models the situation is more complicated. In cases where the model is specified by an action, like the DGP model (Dvali et al. 2000), one should in principle be able to set up the equations for linear perturbations, but in practice this has turned out to be difficult and it is only recently that progress in this direction has been made in this particular case (Koyama & Maartens 2006; Koyama 2006; Sawicki et al. 2006; Song et al. 2006). And even though the equations are known, they may be so complicated to treat numerically as to make it practically impossible to explore the parameter space of the model in MCMC. In addition, there are a large number of dark energy models, based on phenomenological considerations, that lack the detail to allow one to proceed with well-defined calculations. Examples of such models include the various proposed modifications of the Friedmann equation, where the model is simply not specified well enough to allow the calculation of the density perturbations (see e.g. Freese & Lewis 2002; Gondolo & Freese 2003). The

justification of such models may be questioned, but the state of our understanding of dark energy argues for keeping an open mind. One would like to have some means of testing both groups of models, incorporating as much empirical information as possible, but avoiding the need to calculate the behaviour of density perturbations. In practice, this means restricting the observational tests to those involving the age and distance scale, in particular the luminosity distance-redshift relationship as probed by supernovae of type Ia (SNIa). Important as the supernova data are, they are still not very restrictive if one allows for e.g. non-zero spatial curvature or a time-varying equation of state for dark energy (Riess et al. 1998; Perlmutter et al. 1999; Tonry et al. 2003; Barris et al. 2004; Riess et al. 2004; Astier et al. 2006; Clocchiatti et al. 2006; Wood-Vasey et al. 2007; Miknaitis et al. 2007; Davis et al. 2007).

To tighten up constraints on dark energy models, a common approach is therefore to include additional information about the distance scale from the CMB in the form of the so-called shift parameter that is related to the position of the first acoustic peak in the power spectrum of the temperature anisotropies (Efstathiou & Bond 1999). Recently, after the baryon acoustic oscillations (BAO) were observed in the SDSS Luminous Red Galaxy sample (Eisenstein et al. 2005), it has also become common to include the information about the angular scale of the oscillations (Davis et al. 2007; Wright 2007). What one should bear in mind, however, is that these distance scales are not directly measured quantities, but are derived from the observations by assuming a specific model, usually the flat  $\Lambda$ CDM model or a slight variation thereof. Care needs to be exercised when using these derived quantities to test more exotic dark energy models.

Here we consider the shift parameter in more detail by comparing its predictions to those obtained from full CMB fits for different types of cosmological models. We identify the limitations of using such a measure and advocate using a combination

of the acoustic peak scale along with the shift parameter as a more accurate probe of the CMB power spectrum. Such a combination is quick and easy to implement and should be included in tests of dark energy models where it is either cumbersome or unknown how to calculate the full CMB and matter power spectrum.

## 2. Theory

The use of the shift parameter as a probe of dark energy is based on the observation that different models will have an almost identical CMB power spectra if all of the following criteria are satisfied (Efstathiou & Bond 1999):  $\omega_c = \Omega_c h^2$  and  $\omega_b = \Omega_b h^2$  are equal, primordial fluctuation spectrum is unchanged, and the shift parameter,

$$\mathcal{R} = \frac{\omega_m^{1/2}}{\omega_k^{1/2}} \text{sinn}_k(\omega_k^{1/2} y), \quad (1)$$

where  $\text{sinn}(x) = \{\sin(x), x, \sinh(x)\}$  for  $k = +1, 0, -1$  respectively, with

$$y = \int_{a_r}^1 \frac{da}{\sqrt{\omega_m a + \omega_k a^2 + \omega_\Lambda a^4 + \omega_Q a^{1-3w}}} \quad (2)$$

is constant. In this original definition of the shift parameter, the universe is considered to be filled with matter (dark and baryonic),  $\omega_m = \Omega_m h^2$ ,  $\omega_b$ , curvature,  $\omega_k = \Omega_k h^2$ , cosmological constant  $\omega_\Lambda = \Omega_\Lambda h^2$  and a dark energy component  $\omega_Q = \Omega_Q h^2$  with a constant equation of state  $w$ . The density parameter  $\Omega_i$  is the ratio of the present-day density of component  $i$  to the density of a spatially flat universe,  $\rho_c = 3H_0^2/8\pi G$ , and  $h$  is the dimensionless Hubble constant defined by  $H_0 = 100h \text{ km s}^{-1} \text{ Mpc}^{-1}$ . Integration is carried out from recombination,  $a_r$ , until today  $a = 1$ .

In a spatially flat universe ( $k = 0$ ), the shift parameter reduces to

$$\mathcal{R} = \sqrt{\Omega_m} \int_0^{z_r} \frac{dz}{E(z)}, \quad (3)$$

where  $E(z) \equiv H(z)/H_0$  and  $H(z)$  is the Hubble parameter. In this form the shift parameter has been used in a number of works (Lazkoz et al. 2006; Wang & Mukherjee 2006; Amarzguioui et al. 2006; Elgarøy & Multamäki 2005).

The sound horizon at recombination for three massless neutrinos is given by (Efstathiou & Bond 1999)

$$r_s = \frac{c}{\sqrt{3}H_0} \Omega_m^{-1/2} \int_0^{a_r} \frac{da}{\sqrt{(a + a_{\text{eq}})(1 + R(a))}} \approx \frac{19.8 \text{ Mpc}}{\sqrt{\omega_b \omega_m}} \ln \left( \frac{\sqrt{R(a_r) + R(a_{\text{eq}})} + \sqrt{1 + R(a_r)}}{1 + \sqrt{R(a_{\text{eq}})}} \right), \quad (4)$$

where  $R(a) = 30496\omega_b a$  and  $a_{\text{eq}} = 1/(24185\omega_m)$  and the recombination redshift can be calculated by using the fitting formulae (Hu & Sugiyama 1996):

$$\begin{aligned} z_r &= 1048(1 + 0.00124\omega_b^{-0.738})(1 + g_1\omega_m^{g_2}) \\ g_1 &= 0.0783\omega_b^{-0.238}/(1 + 39.5\omega_b^{0.763}) \\ g_2 &= 0.560/(1 + 21.1\omega_b^{1.81}). \end{aligned} \quad (5)$$

The  $m$ th Doppler peak has the comoving wave number (Hu & Sugiyama 1996)  $m\pi = k_m r_s(a_r)$ , and hence the location of the first peak in multipole space is approximately given by

$$\ell_a \approx \pi \frac{d_A(z_r)}{r_s(a_r)}, \quad (6)$$

where  $d_A = \mathcal{R}/\omega_m^{1/2}$  is the angular diameter distance. Rewriting Eq. (6), we have

$$\ell_a \approx 151\omega_b^{1/2}\mathcal{R} \left( \ln \left( \frac{\sqrt{R(a_r) + R(a_{\text{eq}})} + \sqrt{1 + R(a_r)}}{1 + \sqrt{R(a_{\text{eq}})}} \right) \right)^{-1}. \quad (7)$$

The location of the first peak is hence a combination of the shift parameter and the size of the sound horizon at recombination, as is expected on physical grounds. Even though the relation between  $\ell_a$  and  $\mathcal{R}$  is linear, the two parameters are not degenerate and in fact complement each other well in constraining models, as is shown later.

The best fit value calculated from the WMAP-team provided MCMC chains for the shift parameter in the standard flat  $\Lambda$ CDM model is

$$\mathcal{R} = 1.71_{-0.03}^{+0.03}, \quad (8)$$

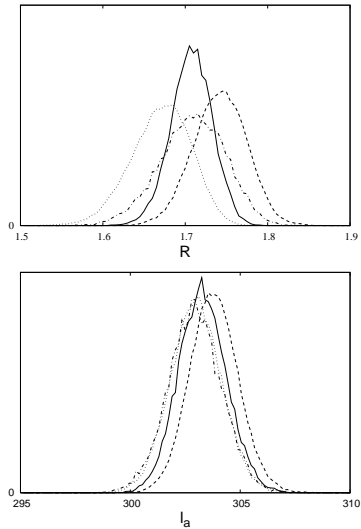
which is in good agreement with Wang & Mukherjee (2006). This result is practically equal for the  $\Lambda$ CDM and  $w$ CDM models with or without dark energy perturbations. The acoustic peak position as measured by Eq. (7) calculated from the same data is

$$\ell_a = 303.6_{-1.2}^{+1.1}. \quad (9)$$

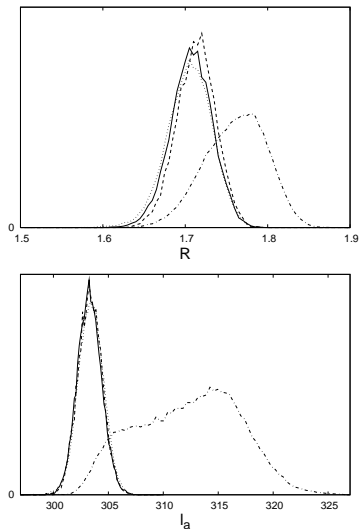
One should always bear in mind the conditions for the shift parameter to be applicable. If one wants to use the shift parameter as a constraint on a dark energy model, then first of all the distribution of the shift parameter has to be derived from the CMB data. This cannot be done without assuming a model. Since one is only looking for a constraint on the expansion history of the universe, it is easy to forget that one is also making assumptions about the primordial power spectrum of density fluctuations, since these form the basis for calculating the CMB anisotropies. In effect, one is therefore always making implicit assumptions about inflation, even though what one wants to test is the kinematics of the dark energy model under scrutiny.

In order to demonstrate the significance of these underlying assumptions, we show the distributions of the shift parameter in figure 1 derived from MCMC chains for the  $\Lambda$ CDM model with four different primordial power spectra: the standard power-law version, power-law with running scalar spectral index, with tensor modes, and with both tensor modes and running scalar spectral index. The distributions for  $\mathcal{R}$  are visibly different in the four cases. Therefore, whenever one uses the shift parameter one should be clear about the assumptions made in deriving its distribution from the CMB data. The acoustic scale  $\ell_a$ , also shown in figure 1, varies significantly less when changing the assumptions about the primordial power spectrum.

In figure 2 we show the distributions for  $\mathcal{R}$  and  $\ell_a$  when we assume a power-law primordial power spectrum, but make different assumptions about the matter and energy content of the Universe. Here the distributions are less scattered, and again we note that the acoustic scale exhibits less variation than the shift parameter. As a demonstration of using the shift parameter blindly, we also plot the distribution of  $\mathcal{R}$  and  $\ell_a$  when we allow for massive neutrinos. This is clearly false since the size of the sound horizon is now changed and hence the basis of using the shift parameter is no longer valid. This is important to take note of, because we know that neutrinos do have a mass that should always be included as a free parameter in cosmological parameter estimation, even though it is commonly neglected.



**Fig. 1.** The distribution of the shift parameter  $\mathcal{R}$  and the acoustic scale  $\ell_a$  derived from MCMC chains with the WMAP data for four different types of primordial perturbations: power-law with no running scalar spectral index and no tensor modes (full line), power-law with tensor modes (dotted line), running spectral index and no tensor modes (dashed line), and both tensor modes and running spectral index (dot-dashed line).



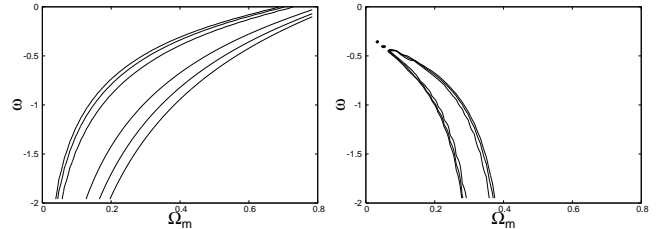
**Fig. 2.** The distribution of the shift parameter  $\mathcal{R}$  and the acoustic scale  $\ell_a$  derived from MCMC chains with the WMAP data for four different models:  $\Lambda$ CDM (full line), dark energy with constant equation of state and dark energy perturbations (dotted line), open CDM (dashed line), and  $\Lambda$ CDM with massive neutrinos (dot-dashed line).

### 3. Results

Using the values of  $\mathcal{R}$  and  $\ell_a$  calculated from the MCMC chains for the power-law  $w$ CDM model, we can compare the resulting confidence contours with those arising from doing the full CMB fit.

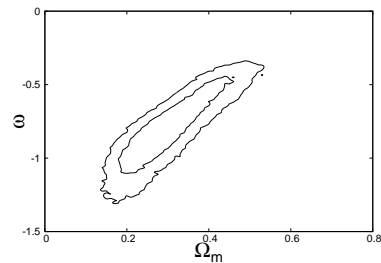
#### 3.1. $w$ CDM model

In figure 3 we show the 68%, 95% and 99% confidence levels arising from using the shift parameter and the acoustic peak position for the flat  $w$ CDM model. In calculating the confidence limits using the acoustic peak position, we have chosen a flat prior  $h = 0.73 \pm 0.03$  and marginalized over  $h$ . We have kept the baryon density fixed at the WMAP value  $\omega_b = 0.0223$  which we use throughout the paper unless otherwise stated. Comparing this



**Fig. 3.** The 68%, 95% and 99% confidence levels calculated from the shift parameter and acoustic peak position

with the probability density plot from the full MCMC chains, e.g., for the  $w$ CDM model with no dark energy perturbation, figure 4, we see that the shift parameter gives a good approximation to the CMB data while the acoustic peak position does not. Note that even though  $\omega_b$  is fixed,  $\mathcal{R}$  and  $\ell_a$  contours have fundamentally different shapes, demonstrating the importance of the sound horizon size in calculating  $\ell_a$ .



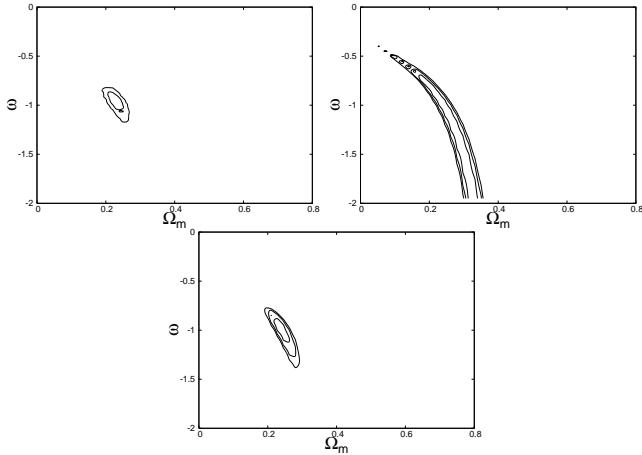
**Fig. 4.** Normalized probability density function from the WMAP 3-year data

The fact that the shift parameter approximates the full CMB contours so well for the  $w$ CDM model is not surprising since the value of the shift parameter has been calculated from a chain that assumes that the cosmology is of the  $w$ CDM type. In other words, we first assume a model and then calculate chains that best fit the data from which we derive a quantity. Following the same prescription one can in fact construct other quantities that also well approximate the full CMB contours, but are not physically motivated.

#### 3.2. Role of the Hubble parameter

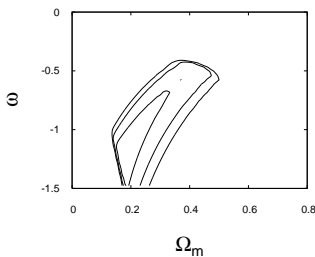
In the WMAP chains, the Hubble parameter typically has a fairly large prior,  $0.5 < h < 1.0$ . If the value of  $h$  is constrained by other observations, e.g., the Hubble Key Project reports  $h = 0.72 \pm 0.08$  (Freedman et al. 2001), the contours in the  $(\Omega_m, w)$ -plane look quite different. In figure 5, we show the normalized probability density for the  $w$ CDM model from the WMAP provided chains

(no dark energy perturbations) with cuts on  $h$  along with the confidence contours calculated by using  $\ell_a$  with and without the shift parameter. The shift parameter is independent of  $h$  and hence the confidence contours are unchanged and shown in figure 3. From



**Fig. 5.** Comparison of different methods: probability density from the  $\Lambda$ CDM MCMC chains (top left), confidence contours calculated using  $\ell_a$  (top right) and the combined  $\mathcal{R}$ ,  $\ell_a$  contours (bottom).

the figure one can conclude that the combination of  $\mathcal{R}$  and  $\ell_a$  appears to be a good approximation to the full CMB data when  $h$  is constrained by independent observations. This is further supported when we consider the confidence contours arising from using the  $(\mathcal{R}, \ell_a)$  combination with  $h = 0.5 - 1.0$  (flat prior), shown in figure 6. Comparing to figure 4 we see that also in this



**Fig. 6.** The 68%, 95% and 99% confidence levels calculated from the combination of the shift parameter and  $\ell_a$ ,  $h = 0.5 - 1.0$

case, the combination of  $\mathcal{R}$  and  $\ell_a$  is a reasonable approximation to the results obtainable from doing the full CMB fit, figure 4.

### 3.3. Role of baryons

In the previous calculations, we have kept the baryon density fixed at the WMAP 3-year value,  $\omega_b = 0.0223$ . This value is derived assuming the  $\Lambda$ CDM model and hence when using the  $\mathcal{R}$  or  $\ell_a$  to study other cosmologies, one should be somewhat cautious when using this value. A more robust, with respect to changing cosmology, measure of  $\omega_b$  comes from Big Bang nucleosynthesis (BBN), which gives  $0.017 \leq \omega_b \leq 0.024$  (95% confidence level) with three massless neutrinos. We find that changing the baryon density within the 95% limits from BBN has only a small

effect on the results. In particular, when compared to the effect of changing the Hubble parameter, the significance of varying the baryon density within the BBN limits is negligible.

## 4. Non-standard cosmologies

The shift parameter is particularly useful as a quick measure of how a given cosmological model fits the CMB data. In order to assess the validity of this approach, we compare here the parameter constraints arising from the shift parameter and from doing the full CMB fit on a non-standard model, namely on a general Friedmann equation. Such a model is generalization of the standard Friedmann equation and as such serves as a useful generic non-standard model. We also consider the use of the acoustic peak position as an useful approximation to the full CMB data fit.

### 4.1. Modified Friedmann equation

Modified Friedmann equations arise, e.g., in alternative theories of gravity. As an example, in the well known DGP model (Dvali et al. 2000), the Friedmann equation on the brane is of the form

$$H^2 \pm \frac{H}{r_c} = \frac{8\pi G}{3}\rho_m, \quad (10)$$

where  $\rho_m$  is the matter density on the brane and  $r_c$  is the cross-over scale at which gravity starts to feel the effects of the fifth dimension.

Here we will consider modifications to the Friedmann equation with no spatial curvature in the spirit of (Dvali & Turner 2003; Elgarøy & Multamäki 2005). A generalized Friedmann equation can be written as

$$f(H, H_c) = H_0^2 \Omega_m (1+z)^3, \quad (11)$$

where instead of modifying the matter content we consider modifications of gravity by having an arbitrary function  $f$ . The critical scale,  $H_c$ , is close to the present Hubble parameter,  $H_0$ , and determines when modifications from the standard Friedmann equation start to have an effect. At early times, when  $H \gg H_c$ , we know from BBN constraints that  $f(H) \approx H^2$ . Keeping this mind and expanding in terms of  $H_c/H$  gives

$$H^2 \left[ 1 + \sum_{n=1}^{\infty} c_n \left( \frac{H_c}{H} \right)^n \right] = H_0^2 \Omega_m (1+z)^3, \quad (12)$$

from which it is clear that non-standard effects only start to have an effect at late times when  $H \sim H_c$ . Expanding the sum gives

$$H^2 \left[ 1 + c_1 \frac{H_c}{H} + c_2 \left( \frac{H_c}{H} \right)^2 + \dots \right] = H_0^2 \Omega_m (1+z)^3. \quad (13)$$

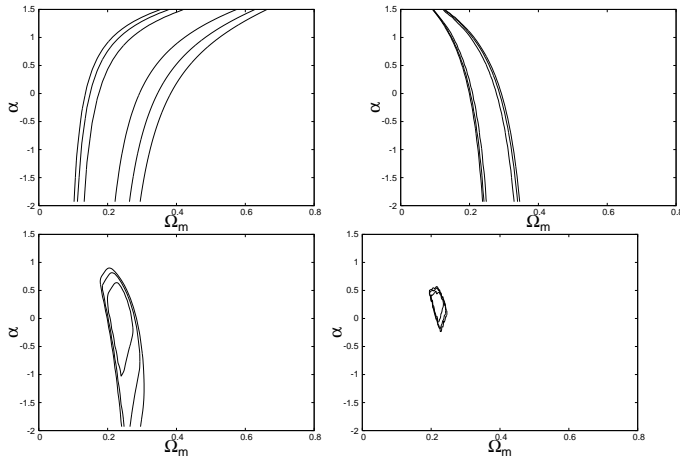
In this form, one can interpret the cosmological constant as a second order correction to the Friedmann equation while the first order correction corresponds to the DGP model. Generally, the  $n$ th order correction for a flat universe is hence

$$\left( \frac{H}{H_0} \right)^2 = \Omega_m (1+z)^3 + (1 - \Omega_m) \left( \frac{H_0}{H} \right)^{n-2}. \quad (14)$$

The leading correction to the Friedmann equation was previously studied using current CMB, SNIa and LSS data by Elgarøy and Multamäki (2005).

## 4.2. Confidence contours

The CMB spectrum arising within the context of the modified Friedmann equation, Eq. (14), can be straightforwardly calculated by using, e.g., CMBFAST (Seljak & Zaldarriaga 1996) (see Elgarøy & Multamäki (2005) for a detailed description) and fitted to the WMAP 3 year data. The resulting confidence contours are shown in figure 7 along with contours from using the shift parameter and the acoustic peak position. In figure 7 we also show the contours obtained by combining the two approximate methods. Again, we find that the combination of the



**Fig. 7.** The 68%, 95% and 99% confidence levels calculated from the shift parameter (top left), acoustic peak position (top right), the combined  $\mathcal{R}$  and  $\ell_a$  (bottom left) contours and from the full WMAP 3yr TT data (bottom right) ( $h = 0.73 \pm 0.03$ , flat prior)

acoustic peak along with the shift parameter gives a good approximation to the full CMB fit.

## 5. Conclusions

In this work we have reconsidered the use of the shift parameter as a quick and easily implementable probe of dark energy. We find that while it gives an excellent measure of the CMB spectrum for the  $\Lambda$ CDM model, with  $\omega_b$  and  $\omega_c$  fixed, caution should be exercised when using the shift parameter to compare and constrain non-standard cosmological models.

Even when using  $\mathcal{R}$  to constrain more standard type models, such as the  $w$ CDM model, careful consideration should be given to the value of the Hubble parameter,  $h$ . Since the shift parameter is independent of  $h$ , but the full CMB spectrum fit is most definitely not, the shift parameter can be misleading when applied blindly.

The shift parameter is a geometrical measure as it measures the size of apparent sound horizon at recombination. Keeping the sound horizon size fixed, different cosmological models lead to different background expansion and hence the shift parameter can be used to compare and constrain different models. However, also the sound horizon size changes when varying cosmological parameters, most notably changing the matter density,  $\Omega_m$  and the Hubble parameter,  $h$ . In addition, massive neutrinos will also have an effect. Hence, in general the shift parameter will not be an accurate substitute for the CMB data and may in principle give misleading results when used to constrain non-standard results.

In addition, the value of the shift parameter used to constrain different dark energy models is derived by first assuming the  $\Lambda$ CDM model, fitting the model to the data and then calculating the value of  $\mathcal{R}$ . Again, for a general model, using the value obtained in this manner is questionable since for a different model one may expect the shift parameter to be different, while the CMB spectrum can fit well with observations.

In order to enhance the effectiveness of using the shift parameter as a cosmological tool, we have considered adding information from the location of the first CMB peak,  $\ell_a$ . Combining these two easily calculable observables, allows one to encompass information from both the size of the sound horizon at recombination and the angular diameter distance to it. As such, it more effectively constrains the allowed parameter space, including the Hubble parameter that is not fixed when using only the shift parameter. A possible caveat is, again, the fact that the numerical value of both of these parameters is calculated within the  $\Lambda$ CDM framework, but by comparing to different models, we see that the combination proves to be a good and efficient probe of non-standard cosmologies.

*Acknowledgements.* TM would like to thank the Institute of Theoretical Astrophysics, Oslo, for hospitality during the completion of this work. This work has been supported by the Academy of Finland, project no. 8111953. ØE acknowledges support from the Research Council of Norway, project numbers 159637 and 162830. TM acknowledges the M-grid project, supported by the Academy of Finland, for computational resources. We acknowledge use of the Legacy Archive for Microwave Background Data Analysis (LAMBDA). Support for LAMBDA is provided by the NASA Office of Space Science.

## References

- Amarzguoui, M., Elgarøy, Ø., Mota, D. F. & Multamäki, T. 2006, *A&A*, 454, 707
- Astier, P. et al. 2006, *A&A*, 447, 31
- Barris, B. J. et al. 2004, *ApJ*, 602, 571
- Bento, M. C., Bertolami, O. & Sen, A. A. 2002, *PhRvD*, 66, 043507
- Bilic, N., Tupper, G. B. & Viollier, R. D. 2001, *PhLB*, 535, 17
- Clocchiatti, A. et al. 2006, *ApJ*, 642, 1
- Davis, T. M. et al. 2007, *astro-ph/0701510*
- Dvali, G. R., Gabadadze, G. & Porrati, M. 2000, *PhLB*, 485, 208
- Dvali, G. R. & Turner, M. S. 2003, *astro-ph/0301510*
- Efstathiou, G. & Bond J. R. 1999, *MNRAS*, 304, 75
- Eisenstein, D. J. et al. 2005, *ApJ*, 633, 560
- Elgarøy, Ø. & Multamäki, T. 2005, *MNRAS*, 356, 475
- Freedman, W. L. et al. 2001, *ApJ*, 553, 47
- Freese, K. & Lewis, M. 2002, *PhLB*, 540, 1
- Gamerman, D. & Lopes, H. D. 2006, *Markov Chain Monte Carlo, Stochastic simulation for Bayesian inference* (Boca Raton, Fla.: Taylor & Francis)
- Gondolo, P. & Freese, K. 2003, *PhRvD*, 68, 063509
- Hu, W. & Sugiyama, N. 1996, *ApJ*, 471, 542
- Kamenshchik, A., Moschella, U. & Pasquier, V. 2001, *PhLB*, 511, 265
- Koyama, K. 2006, *JCAP*, 0603, 017
- Koyama, K. & Maartens, R. 2006, *JCAP*, 0601, 016
- Lazkoz, R., Maartens, R. & Majoretto, E. 2006, *PhRvD*, 74, 083510
- Lewis, A. & Bridle, S. 2002, *PhRvD*, 66, 103511
- Miknaitis, G. et al. 2007, *astro-ph/0701043*
- Perlmutter, S. et al. 1999, *ApJ*, 517, 565
- Riess, A. G. et al. 1998, *AJ*, 116, 1009
- Riess, A. G. et al. 2004, *ApJ*, 607, 665
- Sawicki, I., Song, Y.-S. & Hu, W. 2006, *astro-ph/0606285*
- Seljak, U. & Zaldarriaga, M. 1996, *ApJ*, 469, 437
- Song, Y.-S., Sawicki, I. & Hu, W. 2006, *astro-ph/0606286*
- Spergel, D. N. et al. 2006, *astro-ph/0603449*
- Tonry, J. L. et al. 2003, *ApJ*, 594, 1
- Wood-Vasey, W. M. et al. 2007, *astro-ph/0701041*
- Wang, Y. & Mukherjee, P. 2006, *ApJ*, 650, 1
- Wright, E. L. 2007, *astro-ph/0701584*