

# Transformation From SDSS Photometric System to Johnson-Morgan-Cousins System in HK Survey

Chongshan Zhao & Heidi Jo Newberg

*Department of Physics, Applied Physics & Astronomy,  
Rensselaer Polytechnic Institute, Troy, NY 12180*

newbeh@rpi.edu

## ABSTRACT

We calculate the transformation from the Sloan Digital Sky Survey (SDSS) photometric system to the Johnson-Morgan-Cousins System in the HK Survey. This research was done in late 2001, so the SDSS photometry was taken from the databases prior to the release of DR1. This paper is being posted because it is referenced in other papers in the literature, but will not be submitted to a refereed journal because it uses unpublished versions of the catalogs.

## 1. Introduction

The Sloan Digital Sky Survey (SDSS) photometric catalogs are an important source of stellar photometry, and must be understood in the context of decades of stellar research using different filter standards. In this paper a transformation is computed between the available SDSS photometry in October 2001 and stars of the HK objective prism survey as provided by T. Beers, private communication. A description of the HK survey and an earlier version of the catalog can be found at Preston, Schectman & Beers (1991). The overlaps between the catalogs are relatively few because the faint limit of the HK survey is at approximately the same magnitude as the saturation limit of the SDSS. Neither of the catalogs compared here are standard versions, but were the only comparables available at the time. Technical SDSS details can be found in Gunn et al. (1998); Hogg et al. (2001); Pier et al. (2003); Smith et al. (2002); and York et al. (2000). More recent transformation equations can be obtained from Jester et al. (2005); Karaali, Bilir & Tuncel (2005); Bilir, Karaali & Tuncel (2005); and West, Walkowicz & Hawley (2005); and two other unpublished determinations that can be found in the documentation for the SDSS DR4 at:

*<http://www.sdss.org/dr4/algorithms/sdssUBVRITransform.html> .*

## 2. Query Consideration and Data Reduction

Table 1 lists the stars that were common to the HK survey and the SDSS survey in October 2001. Generation of both catalogs was a work in progress at that time. We selected from the HK catalog all stars whose J2000 coordinates matched SDSS catalog entries within:

$$\Delta(RA) < 7.''2(0.002^\circ) \quad \Delta(Dec) < 7.''2 \quad (1)$$

We rejected any matches in which the SDSS star was saturated by checking the catalog flags:

$$(objFlags \& OBJECT\_SATUR) == 0 \quad (2)$$

We use the magnitude calculated from a fit of modeled stellar profile (point-spread-function, or PSF magnitude) to each object. Because these stars are too bright for sky noise affect the quality of the photometry, the use of aperture magnitudes would have made little difference.

All photometry in Table 1 has been corrected for interstellar reddening using the  $E_{B-V}$  determined from the HK survey. Corrections for the SDSS photometry are determined from the standard extinction curve of Cardelli, Clayton, & Mathis (1989), which for SDSS filters yields:

$$\begin{aligned} A_{u^*} &= 5.2E_{B-V}; & A_{g^*} &= 3.2E_{B-V}; & A_{r^*} &= 2.8E_{B-V}; \\ A_{i^*} &= 2.1E_{B-V}; & A_{z^*} &= 1.5E_{B-V} \end{aligned}$$

We noticed that the value of  $(U - B)$  is -9.990 for some stars in the original HK list. They were replaced by "...” in the Table 1. When we calculate the transformation which requires  $U$  band, these stars were not included. Three stars were removed from the original matched list because their SDSS photometry was suspicious: (RA, dec) = (**199.9265, 3.9129**), (**224.7835, -0.2537**), (**200.7934, 4.6075**). Two of the stars were close to other bright starts which may have confused the SDSS object deldender.

## 3. Comparison of derived transformation to Fukugita et al. 1996

Figure 1 shows the color-color plots for the SDSS PSF magnitude against the HK survey U-B-V magnitudes of these stars. The coefficients in the equations, plotted as the lines, are derived using the *Method of Least Squares*. We notice that one star, (**221.5996, -0.1158**) is half a magnitude brighter in SDSS filters than we expect (though the colors are the same). It is labeled using a bold font in Table 1. There is no reason to remove it from the catalog but we ignore it in all fits for filter transformations.

Fukugita et al. (1996) described SDSS photometric system and gave the approximate color transformation equations from the Johnson-Morgan-Cousins system to the SDSS system. A comparison of our transformations to theirs is given below:

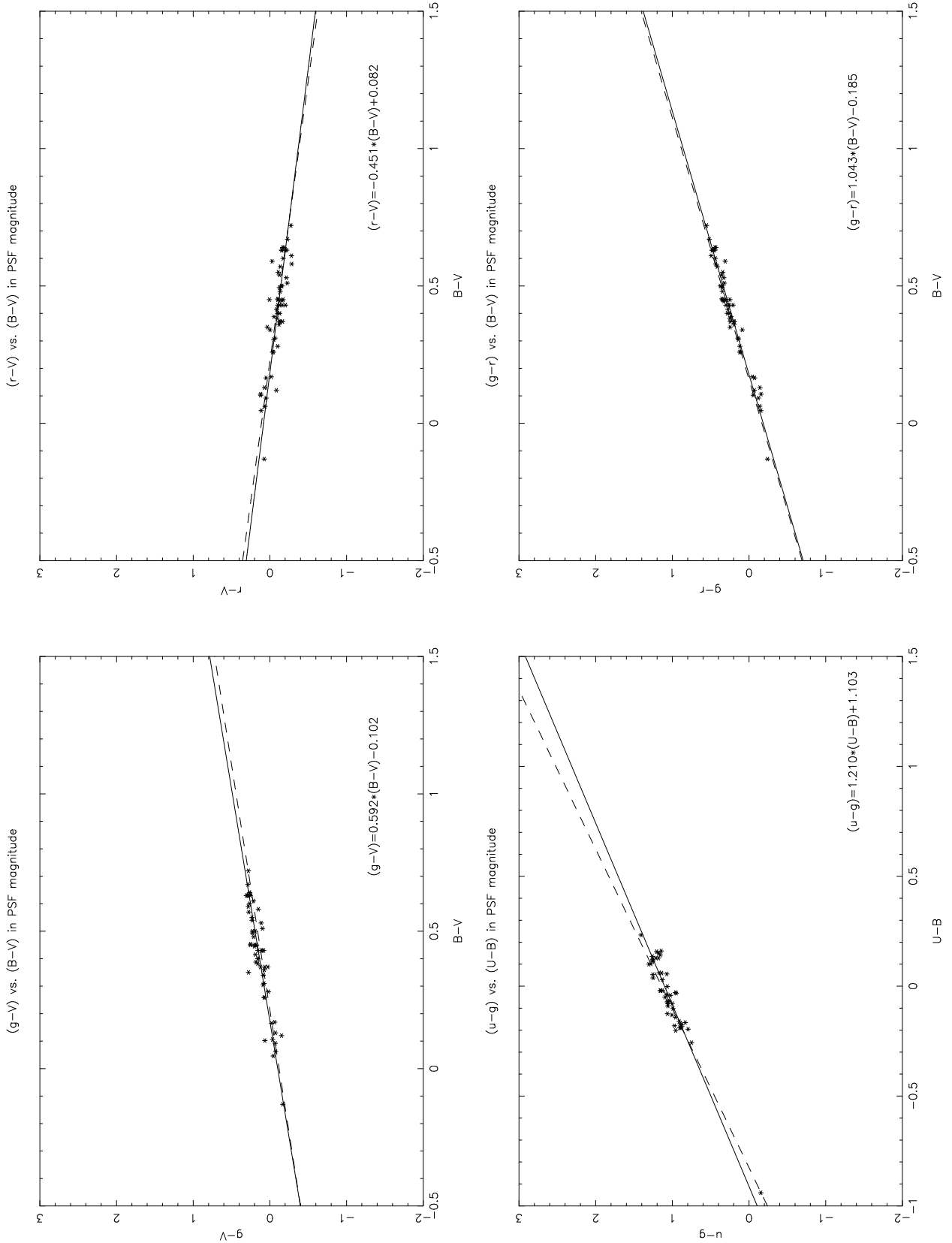


Fig. 1.— Color-Color plots of UB system against SDSS PSF magnitude. The solid line is the least squares fit to the data. The dashed line indicates the transformation equation of Fukugita et al. (1996).

<i>Fukugita's paper</i>	<i>Our Result</i>
$g^* = V + 0.56(B - V) - 0.12$	$g^* = V + 0.592(B - V) - 0.102$
$r^* = V - 0.49(B - V) + 0.11$	$r^* = V - 0.451(B - V) + 0.082$
$u^* - g^* = 1.38(U - B) + 1.14$	$u^* - g^* = 1.210(U - B) + 1.103$
$g^* - r^* = 1.05(B - V) + 1.14$	$g^* - r^* = 1.043(B - V) - 0.185$

For the blue stars from which our transformation was derived, our transformations are similar to Fukugita's. The  $(u^* - g^*)$  transformation is the only one that is significantly discrepant. This is because the actual  $u^*$  filter response is different from the theoretical curve used by Fukugita et al.(1996).

#### 4. Inverse Transformation Equations

We will discuss the inverse transformation from SDSS PSF magnitude to UBV system in this section. Magnitudes in the  $g^*$  filter and  $g^* - r^*$  color are used as the primary parameters in the equations since the noise in  $u^*$  is typically higher. We also considered other combinations of filters. Figures 2 and 3 show the results; the transformation is summarized below:

$$\begin{aligned}
 U &= g^* + 0.883(u^* - g^*) - 0.717 & U &= u^* - 0.117(u^* - g^*) - 0.717 \\
 B &= g^* + 0.348(g^* - r^*) + 0.175 & B &= g^* + 0.162(u^* - g^*) + 0.094 \\
 V &= g^* - 0.561(g^* - r^*) - 0.004 & V &= r^* + 0.439(g^* - r^*) - 0.004 \\
 (U - B) &= 0.754(u^* - g^*) - 0.835 \\
 (B - V) &= 0.916(g^* - r^*) + 0.187
 \end{aligned}$$

#### 5. Conclusion

We have derived transformation equations between HK catalog photometry and SDSS photometry.

Funding for the SDSS and SDSS-II has been provided by the Alfred P. Sloan Foundation, the Participating Institutions, the National Science Foundation, the U.S. Department of Energy, the National Aeronautics and Space Administration, the Japanese Monbukagakusho, the Max Planck Society, and the Higher Education Funding Council for England. The SDSS Web Site is <http://www.sdss.org/>.

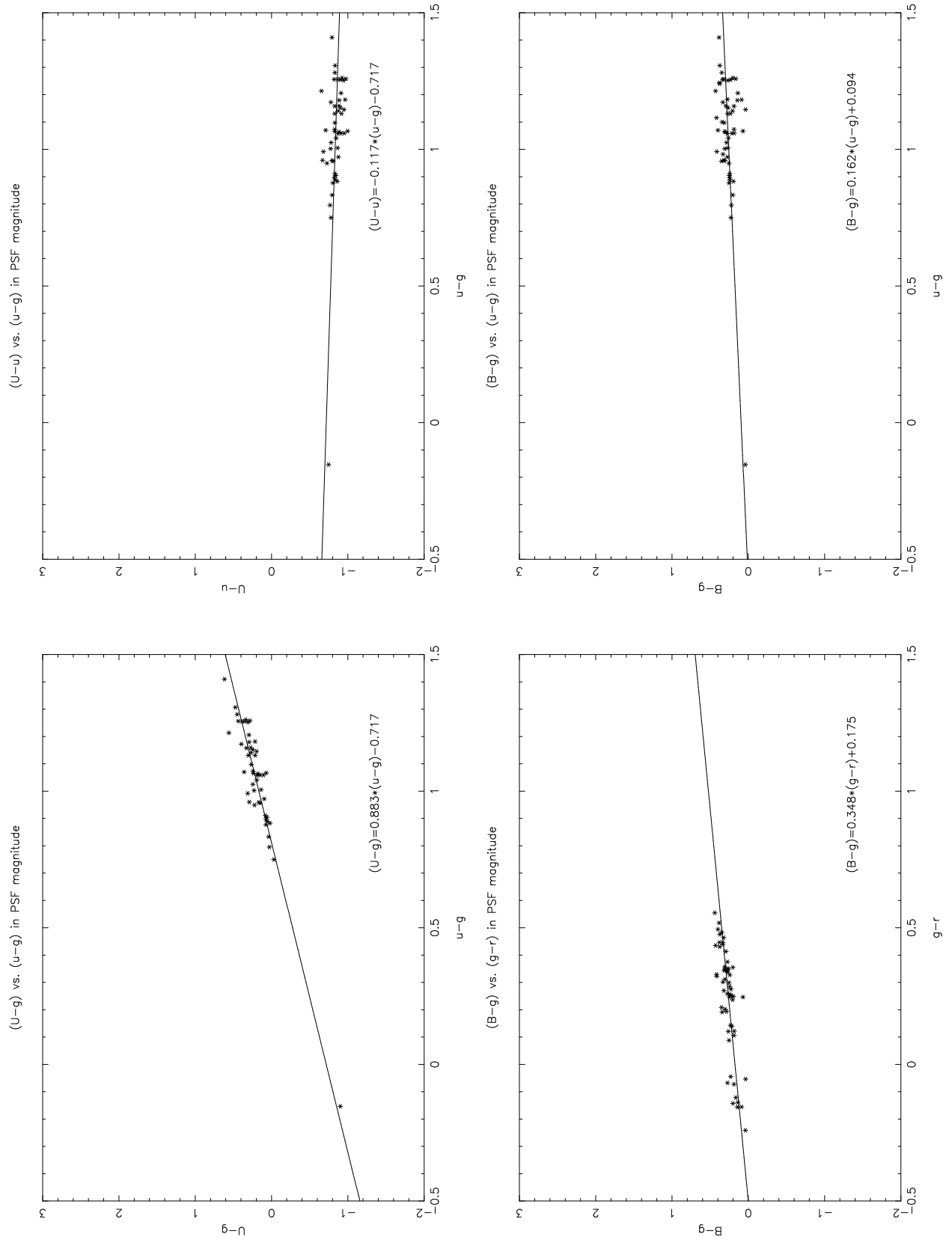


Fig. 2.— Transformation plot from SDSS photometric system to UBV system.

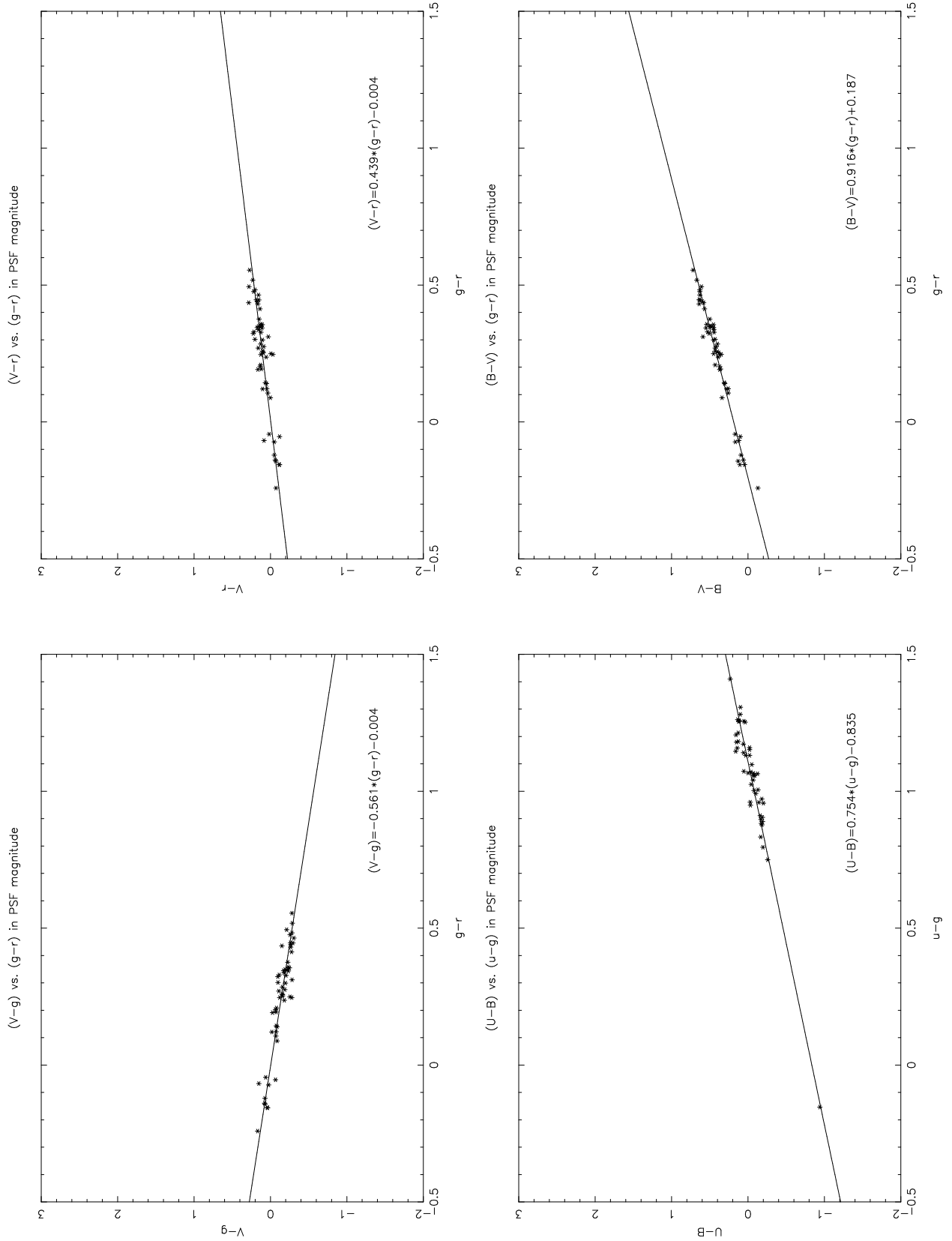


Fig. 3.— Transformation plot from SDSS photometric system to UBV system.

The SDSS is managed by the Astrophysical Research Consortium for the Participating Institutions. The Participating Institutions are the American Museum of Natural History, Astrophysical Institute Potsdam, University of Basel, Cambridge University, Case Western Reserve University, University of Chicago, Drexel University, Fermilab, the Institute for Advanced Study, the Japan Participation Group, Johns Hopkins University, the Joint Institute for Nuclear Astrophysics, the Kavli Institute for Particle Astrophysics and Cosmology, the Korean Scientist Group, the Chinese Academy of Sciences (LAMOST), Los Alamos National Laboratory, the Max-Planck-Institute for Astronomy (MPIA), the Max-Planck-Institute for Astrophysics (MPA), New Mexico State University, Ohio State University, University of Pittsburgh, University of Portsmouth, Princeton University, the United States Naval Observatory, and the University of Washington.

## REFERENCES

- Bilir, S., Karaali, S., & Tuncel, S. 2005, *Astronomische Nachrichten*, **326**, 321
- Cardelli, J.A., Clayton, G.C., & Mathis, J.S. 1989, *ApJ*, **345**, 245
- Fukugita, M. et al. 1996, *AJ*, **111**, 1748
- Gunn, J. E., et al. 1998, *AJ*, **116**, 3040
- Hogg, D. W., et al. 2001, *AJ*, **122**, 2129
- Jester, S. et al. 2005, *AJ*, **130**, 873
- Karaali, S., Bilir, S., & Tuncel, S. 2005, *Proc. Astr. Soc. Australia*, **22**, 24
- Mihalas, D. & Binney, J. 1981, *Galactic Astronomy, Structure and Kinematics*, Second Edition, published by W.H. Freeman and Company
- Pier, J. R., et al. 2003, *AJ*, , 1559
- Preston, G. W., Shectman, S. A., & Beers, T. C. 1991, *ApJS*, **76**, 1001
- Schlegel, D.J., Finkbeiner, D.P., & Davis, M. 1998, *ApJ*, **500**, 525
- Smith, J. A. et al. 2002, *AJ*, **123**, 2121
- West, A. A., Walkowicz, L. M., & Hawley, S. L. 2005, *PASP*, **117**, 706
- York, D. G. et al. 2000, *AJ*, **120**, 1579

Table 1. Catalog of HK Survey Cross-correlated with SDSS non-EDR Database

	HK Coord	GSC Coords		SDSS Coords		UBV system			SDSS PSF magnitude				
		RA	Dec	RA	Dec	U	B	V	$u^*$	$g^*$	$r^*$	$i^*$	$z^*$
1	303110077	198.6167	3.4511	198.6159	3.4523	15.591	15.358	14.688	16.384	14.974	14.456	14.305	14.252
2	303110073	198.6225	5.5703	198.6217	5.5714	14.930	14.950	14.640	15.847	14.716	14.573	14.572	14.604
3	303110061	198.7546	3.4669	198.7540	3.4681	15.451	15.338	14.708	16.271	15.015	14.551	14.404	14.289
4	303110056	199.4292	2.9122	199.4284	2.9136	15.090	15.180	14.730	15.960	14.902	14.557	14.487	14.475
5	303110040	199.7233	2.5875	199.7230	2.5878	15.320	15.340	14.770	16.205	15.046	14.633	14.534	14.485
6	303110048	199.8633	5.8553	199.8626	5.8556	15.160	15.350	14.950	15.997	15.107	14.851	14.776	14.767
7	303110046	199.9279	3.9136	199.9281	3.9145	15.401	15.348	14.718	16.268	15.012	14.566	14.413	14.400
8	303110031	200.2954	5.5717	200.2956	5.5726	14.880	15.050	14.650	15.703	14.806	14.521	14.445	14.430
9	303110021	200.6808	3.6422	200.6812	3.6434	15.300	15.350	14.800	16.131	15.034	14.691	14.548	14.519
10	303110026	200.7858	5.6906	200.7862	5.6917	14.840	15.020	14.590	15.717	14.745	14.486	14.386	14.364
11	303110019	200.9633	2.1536	200.9627	2.1530	14.990	14.890	14.260	15.823	14.517	14.040	13.938	13.872
12	303110020	201.0854	3.4172	201.0859	3.4179	15.210	15.180	14.680	16.037	14.906	14.531	14.426	14.441
13	303110015	201.5829	3.9639	201.5831	3.9651	14.280	15.220	15.350	15.028	15.181	15.423	15.509	15.617
14	303110004	202.0821	3.3917	202.0821	3.3920	14.950	14.970	14.490	15.855	14.703	14.355	14.166	14.114
15	164770013	219.0267	3.6642	219.0262	3.6641	...	14.488	14.058	15.138	14.156	13.855	13.790	13.748
16	164770026	219.3088	2.7725	219.3079	2.7723	15.062	15.064	14.714	16.060	14.993	14.747	14.699	14.660
17	164770031	219.7417	4.0964	219.7411	4.0969	15.081	15.148	14.868	15.928	14.887	14.766	14.753	14.791
18	164770028	219.9288	2.9500	219.9286	2.9489	...	14.894	14.254	15.760	14.519	14.089	13.954	13.932
19	303170034	220.3283	4.0239	220.3291	4.0244	14.802	14.874	14.284	15.631	14.566	14.255	14.179	14.158
20	164770057	220.8487	4.8675	220.8486	4.8677	15.232	15.096	14.966	16.155	14.894	15.037	15.172	15.251
21	164770054	221.0037	3.9461	221.0035	3.9455	...	15.146	14.426	16.237	14.706	14.152	14.000	13.902
22	169810101	221.1496	-0.9181	221.1499	-0.9187	14.872	14.974	14.464	15.553	14.561	14.238	14.124	14.100
23	169810110	221.5996	-0.1158	221.5997	-0.1158	15.622	<b>15.494</b>	15.184	15.856	<b>14.711</b>	14.726	14.770	14.834
24	164770069	221.6121	3.6933	221.6126	3.6946	...	15.506	14.866	16.372	15.128	14.681	14.601	14.546

8



Table 1—Continued

	HK Coord	GSC Coords		SDSS Coords		UBV system			SDSS PSF magnitude				
		RA	Dec	RA	Dec	U	B	V	$u^*$	$g^*$	$r^*$	$i^*$	$z^*$
25	303170014	221.7533	4.9250	221.7531	4.9256	14.392	14.566	14.116	15.253	14.371	14.122	14.066	14.050
26	169810119	222.4554	2.0433	222.4559	2.0423	15.232	15.104	14.524	15.888	14.674	14.239	14.152	14.053
27	303010160	222.8217	0.7903	222.8224	0.7917	15.082	15.114	14.774	15.809	14.860	14.772	14.769	14.801
28	164770095	223.0192	3.3558	223.0181	3.3569	13.952	13.994	13.634	14.733	13.708	13.514	13.489	13.562
29	303250103	223.2250	3.0119	223.2244	3.0126	14.472	14.654	14.204	15.277	14.400	14.101	13.983	13.969
30	303010147	223.4338	1.6775	223.4338	1.6780	15.033	14.972	14.372	15.811	14.639	14.199	14.092	14.002
31	303010122	224.1288	1.5625	224.1288	1.5633	...	14.482	14.362	15.393	14.210	14.277	14.452	14.522
32	164720014	224.1600	1.0669	224.1595	1.0662	...	14.894	14.364	15.593	14.477	14.148	14.032	14.013
33	303010119	224.1821	2.0694	224.1822	2.0694	15.573	15.652	15.112	16.347	15.345	14.988	14.846	14.804
34	303250074	224.3604	2.9856	224.3599	2.9851	14.603	14.792	14.422	15.447	14.543	14.297	14.202	14.214
35	303010098	224.7829	-0.2539	224.7820	-0.2537	14.923	14.952	14.522	15.591	14.631	14.361	14.338	14.371
36	303010093	225.2812	1.9531	225.2810	1.9540	15.422	15.564	15.064	16.214	15.255	14.907	14.792	14.761
37	164720041	225.4275	1.2161	225.4274	1.2165	...	14.172	13.802	14.928	13.828	13.637	13.597	13.646
38	303010084	225.5146	1.0722	225.5137	1.0718	14.523	14.422	13.792	15.354	14.074	13.591	13.429	13.431
39	303010009	227.4396	-0.0919	227.4394	-0.0915	14.893	14.932	14.322	15.604	14.534	14.040	13.860	13.756
40	228940007	353.0421	0.0939	353.0421	0.0937	13.840	13.699	13.534	14.669	13.511	13.584	13.688	13.902
41	228940006	353.0750	-0.0731	353.0752	-0.0736	15.663	15.506	15.444	16.574	15.368	15.507	15.644	15.707
42	228940004	353.1646	-0.9369	353.1648	-0.9368	14.260	14.456	14.074	15.028	14.232	13.980	13.903	13.837
43	228940009	353.3700	0.9594	353.3702	0.9591	14.407	14.538	14.044	15.276	14.270	13.920	13.730	13.703
44	228940005	353.4475	-0.5358	353.4482	-0.5360	14.698	14.859	14.414	15.528	14.617	14.290	14.154	14.132
45	228940003	353.4846	-1.2039	353.4847	-1.2041	14.806	14.646	14.544	15.755	14.610	14.664	14.744	14.811
46	228940014	353.9450	0.8819	353.9454	0.8817	14.645	14.526	14.434	15.621	14.362	14.484	14.578	14.661
47	228940017	354.0967	0.0700	354.0973	0.0702	14.321	14.487	14.034	15.116	14.283	13.928	13.752	13.841
48	228940020	354.5200	-0.4206	354.5199	-0.4203	15.000	15.069	14.764	15.911	14.852	14.712	14.683	14.731

Table 1—Continued

	HK Coord	GSC Coords		SDSS Coords		UBV system			SDSS PSF magnitude				
		RA	Dec	RA	Dec	U	B	V	$u^*$	$g^*$	$r^*$	$i^*$	$z^*$
49	228940019	354.8287	0.0617	354.8294	0.0616	14.014	14.271	13.856	14.794	14.044	13.769	13.616	13.675
50	228940030	354.9933	-0.8097	354.9939	-0.8094	15.034	14.974	14.586	15.908	14.767	14.530	14.428	14.432
51	228940031	355.0013	-0.5106	355.0020	-0.5109	14.290	14.162	14.116	15.255	14.073	14.229	14.352	14.506
52	228940033	355.0225	-0.3222	355.0226	-0.3219	15.183	15.032	14.926	16.069	14.890	15.046	15.161	15.198
53	228940034	355.4050	0.0236	355.4052	0.0231	14.988	14.865	14.696	15.889	14.634	14.679	14.748	14.886
54	228940036	355.5304	0.5481	355.5305	0.5480	15.011	14.955	14.696	15.840	14.767	14.662	14.638	14.606
55	228940029	355.5604	-0.8592	355.5609	-0.8591	14.453	14.533	14.274	15.407	14.348	14.227	14.275	14.311
56	228940028	355.8275	-1.1953	355.8280	-1.1952	14.862	15.064	14.634	15.669	14.713	14.505	14.332	14.364
57	228940046	356.1296	-0.4364	356.1294	-0.4363	15.252	15.214	14.766	16.197	14.945	14.607	14.521	14.477
58	228940054	357.1179	0.4003	357.1192	0.3994	14.361	14.486	14.116	15.246	14.182	13.980	13.981	13.906