

M. Amenomori · S. Ayabe · X.J. Bi · D. Chen · S.W. Cui ·  
Danzengluobu · L.K. Ding · X.H. Ding · C.F. Feng · Zhaoyang Feng ·  
Z.Y. Feng · X.Y. Gao · Q.X. Geng · H.W. Guo · H.H. He ·  
M. He · K. Hibino · N. Hotta · Haibing Hu · H.B. Hu · J. Huang ·  
Q. Huang · H.Y. Jia · F. Kajino · K. Kasahara · Y. Katayose ·  
C. Kato · K. Kawata · Labaciren · G.M. Le · A.F. Li · J.Y. Li ·  
H. Lu · S.L. Lu · X.R. Meng · K. Mizutani · J. Mu · K. Munakata ·  
A. Nagai · H. Nanjo · M. Nishizawa · M. Ohnishi · I. Ohta ·  
H. Onuma · T. Ouchi · S. Ozawa · J.R. Ren · T. Saito · T.Y. Saito ·  
M. Sakata · T.K. Sako · T. Sasaki · M. Shibata · A. Shiomi · T. Shirai ·  
H. Sugimoto · M. Takita · Y.H. Tan · N. Tateyama · S. Torii ·  
H. Tsuchiya · S. Udo · B. Wang · H. Wang · X. Wang · Y.G. Wang ·  
H.R. Wu · L. Xue · Y. Yamamoto · C.T. Yan · X.C. Yang · S. Yasue ·  
Z.H. Ye · G.C. Yu · A.F. Yuan · T. Yuda · H.M. Zhang · J.L. Zhang ·  
N.J. Zhang · X.Y. Zhang · Y. Zhang · Yi Zhang · Zhaxisangzhu ·  
X.X. Zhou (The Tibet AS $\gamma$  Collaboration)

# Underground Water Cherenkov Muon Detector Array with the Tibet Air Shower Array for Gamma-Ray Astronomy in the 100 TeV Region

Received: date / Accepted: date

---

M. Amenomori · H. Nanjo  
Department of Physics, Hiroasaki University, Hiroasaki 036-  
8561, Japan

S. Ayabe · K. Mizutani · H. Onuma  
Department of Physics, Saitama University, Saitama 338-  
8570, Japan

X.J. Bi · L.K. Ding · Zhaoyang Feng · H.H. He · H.B. Hu ·  
H. Lu · S.L. Lu · J.R. Ren · Y.H. Tan · H. Wang · H.R. Wu ·  
H.M. Zhang · J.L. Zhang · Y. Zhang · Yi Zhang  
Key Laboratory of Particle Astrophysics, Institute of High  
Energy Physics, Chinese Academy of Sciences, Beijing  
100049, China

D. Chen · Y. Katayose · M. Shibata  
Faculty of Engineering, Yokohama National University, Yoko-  
hama 240-8501, Japan

S.W. Cui  
Department of Physics, Hebei Normal University, Shiji-  
azhuang 050016, China

Danzengluobu · X.H. Ding · H.W. Guo · Haibing Hu ·  
Labaciren · X.R. Meng · A.F. Yuan · Zhaxisangzhu  
Department of Mathematics and Physics, Tibet University,  
Lhasa 850000, China

C.F. Feng · M. He · A.F. Li · J.Y. Li · Y.G. Wang · L. Xue ·  
N.J. Zhang · X.Y. Zhang  
Department of Physics, Shandong University, Jinan 250100,  
China

Z.Y. Feng · Q. Huang · H.Y. Jia · G.C. Yu · X.X. Zhou  
Institute of Modern Physics, South West Jiaotong University,  
Chengdu 610031, China

X.Y. Gao · Q.X. Geng · J. Mu · B. Wang · X.C. Yang

---

Department of Physics, Yunnan University, Kunming 650091,  
China

K. Hibino · T. Ouchi · T. Sasaki · T. Shirai · N. Tateyama ·  
T. Yuda  
Faculty of Engineering, Kanagawa University, Yokohama 221-  
8686, Japan

N. Hotta  
Faculty of Education, Utsunomiya University, Utsunomiya  
321-8505, Japan

J. Huang · K. Kawata · M. Ohnishi · S. Ozawa · T.Y. Saito ·  
T.K. Sako · A. Shiomi · M. Takita · S. Udo · X. Wang ·  
C.T. Yan  
Institute for Cosmic Ray Research, University of Tokyo,  
Kashiwa 277-8582, Japan  
E-mail: kawata@icrr.u-tokyo.ac.jp

F. Kajino · M. Sakata · Y. Yamamoto  
Department of Physics, Konan University, Kobe 658-8501,  
Japan

K. Kasahara  
Faculty of Systems Engineering, Shibaura Institute of Tech-  
nology, Saitama 337-8570, Japan

C. Kato · K. Munakata  
Department of Physics, Shinshu University, Matsumoto 390-  
8621, Japan

G.M. Le · Z.H. Ye  
Center of Space Science and Application Research, Chinese  
Academy of Sciences, Beijing 100080, China

K. Mizutani · S. Torii  
Advanced Research Institute for Science and Engineering,  
Waseda University, Tokyo 169-8555, Japan

**Abstract** We propose to build a large water-Cherenkov-type muon-detector array (Tibet MD array) around the 37,000 m<sup>2</sup> Tibet air shower array (Tibet AS array) already constructed at 4,300 m above sea level in Tibet, China. Each muon detector is a waterproof concrete pool, 6 m wide  $\times$  6 m long  $\times$  1.5 m deep in size, equipped with a 20 inch-in-diameter PMT. The Tibet MD array consists of 240 muon detectors set up 2.5 m underground. Its total effective area will be 8,640 m<sup>2</sup> for muon detection. The Tibet MD array will significantly improve gamma-ray sensitivity of the Tibet AS array in the 100 TeV region (10-1000 TeV) by means of gamma/hadron separation based on counting the number of muons accompanying an air shower. The Tibet AS+MD array will have the sensitivity to gamma rays in the 100 TeV region by an order of magnitude better than any other previous existing detectors in the world.

**Keywords** Gamma ray · Cosmic ray · Muon · SNR

**PACS** 95.55.Ka · 98.70.Sa · 95.85.Ry

## 1 Introduction

Based on observation by 4 large imaging air Cherenkov telescopes in Namibia, the HESS group recently reported the discovery of 14 new gamma-ray sources in the TeV region, among which 8 sources are UNIDentified (UNID) or SuperNova Remnant (SNR)-like [1]. Many of the 14 sources have a harder energy spectrum (indices:  $-1.8$  to  $-2.8$ ) at TeV energies than the standard candle Crab (index:  $-2.6$ ). These energy spectra were measured from 200 GeV and turned out to extend up to 10 TeV approximately. Cosmic rays are supposed to be accelerated up to the knee energy region at SNRs in our galaxy. Therefore, we naturally expect gamma rays in the 100 TeV region (10-1000 TeV) which originate in  $\pi^0$  decays produced by the accelerated charged cosmic rays interacting with matter surrounding the SNRs.

A. Nagai  
Advanced Media Network Center, Utsunomiya University,  
Utsunomiya 321-8585, Japan

M. Nishizawa  
National Institute of Informatics, Tokyo 101-8430, Japan

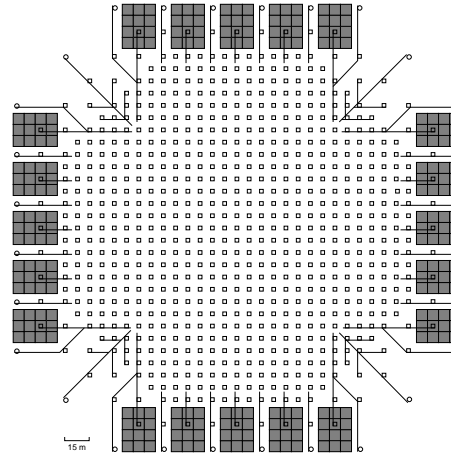
I. Ohta  
Tochigi Study Center, University of the Air, Utsunomiya 321-0943, Japan

T. Saito  
Tokyo Metropolitan College of Industrial Technology, Tokyo 116-8523, Japan

H. Sugimoto  
Shonan Institute of Technology, Fujisawa 251-8511, Japan

H. Tsuchiya  
RIKEN, Wako 351-0198, Japan

S. Yasue  
School of General Education, Shinshu University, Matsumoto 390-8621, Japan



**Fig. 1** Schematic view of the Tibet AS+MD array. Open squares and open circles show scintillation detectors which compose the Tibet AS array in operation now. Filled squares show the proposed water Cherenkov muon detector array (Tibet MD array) buried 2.5 m underground.

Here, we will demonstrate our excellent sensitivity of the Tibet air shower array plus muon detector array (Tibet AS+MD array) to gamma rays in the 100 TeV region calculated by the Monte Carlo (MC) simulation and give some speculation on 100 TeV gamma-ray source candidates.

## 2 The Tibet AS+MD array

The Tibet air shower experiment has been successfully operated at Yangbajing (90.522° E, 30.102° N, 4,300 m above sea level) in Tibet, China since 1990. At present, the Tibet AS array consists of 789 plastic scintillation counters of 0.5 m<sup>2</sup> each viewed by the 2 inch-in-diameter photo-multiplier tube (PMT), placed on a 7.5 m square grid with an enclosed area of 37,000 m<sup>2</sup> to detect high-energy ( $>$  a few TeV) cosmic-ray air showers as shown by open squares and circles in Figure 1 [2].

We are planning to build a water-Cherenkov-type muon detector array (Tibet MD array) around the Tibet AS array. Each muon detector is a waterproof concrete pool, 6 m wide  $\times$  6 m long  $\times$  1.5 m deep in size, equipped with a 20 inch-in-diameter (20'' $\phi$ ) PMT (HAMAMATSU R3600). The inside of the concrete pool is painted with white epoxy resin to waterproof and to efficiently gather catoptric water Cherenkov lights by a downward facing PMT. The Tibet MD array consists of 240 muon detectors set up 2.5 m underground (2.0 m soil + 0.5 m concrete ceiling:  $\sim 19$  radiation length) as shown by gray areas in Figure 1. Its total effective area amounts to be 8,640 m<sup>2</sup> for muon detection with an energy threshold of 1 GeV. This configuration of the Tibet MD array is simply one example for easy installation under the existing Tibet AS array. Advantages of the under-

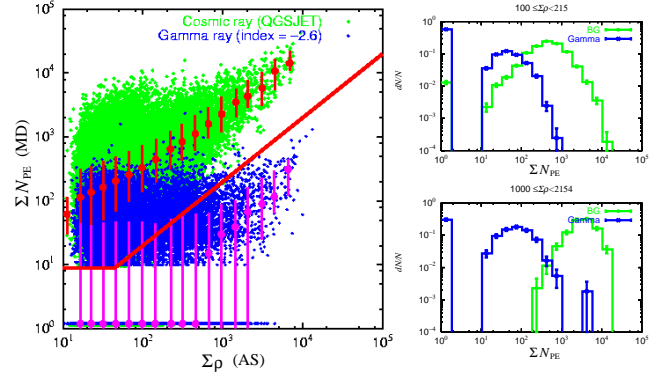
ground water Cherenkov detector are high cost performance and high sensitivity to muons rather than the electromagnetic component caused by the environmental background radioactivity and the air shower cascade, because it is easy to design its pool depth (= path length of a muon) deeper, compared with a scintillation detector.

The dark pulse rate of  $20''\phi$  PMT measured in laboratory is typically 100 Hz above 10 photoelectrons (PEs) at  $10^7$  gain at 1500 V supplied voltage. In this case, relativistic muons made by primary cosmic rays near the top of atmosphere dominate the accidental background at approximately 10 kHz per  $36 \text{ m}^2$  muon detector. Our DAQ system will enable us to set the time window for muons to 200 ns by the offline analysis, therefore, the accidental event rate will be 0.5 ( $10100 \text{ Hz} \times 240 \times 200 \text{ ns}$ ) events per air shower trigger. The water for the Tibet MD array ( $\sim 13 \text{ kton}$ ) will be supplied from abundant underground water pumped up at a village adjacent to our site. According to an examination of this water, the light attenuation length is longer than several tens of meters. The water in the pools will be continuously circulated through  $0.1 \mu\text{m}$  mesh filter and UV sterilizer to keep the light attenuation length. The water never freezes and bacteria do not proliferate easily, since the temperature at 2.5 m underground remains stable and cold between  $3^\circ\text{C}$  and  $12^\circ\text{C}$  through the year.

### 3 MC simulation

The air shower events induced by cosmic rays and gamma rays are generated by the Corsika Ver.6.204 code [3] with QGSJET01c for the hadronic interaction model. Primary cosmic rays are thrown along Crab's orbit around the Earth, and the relative chemical composition model [4] of primary cosmic rays is adopted based mainly on direct observational data in the energy range from 0.3 TeV to 10000 TeV. Primary gamma rays are also thrown along Crab's orbit around the Earth assuming a differential power-law spectrum of  $E^{-2.6}$  in the energy range from 0.3 TeV to 10000 TeV. Air shower events are uniformly thrown within a circle radius 300 m centered at the array center. This radius is sufficient to collect all air shower events which are actually triggered in our array.

The simulation of the Tibet AS array including the scintillation detector response was already established based on the Epics uv8.00 code [5]. Finally, we get the estimated/true air shower direction, core position, the sum of particle density for all detectors ( $\Sigma\rho$ ) related to true energy, and so on for each air shower event. Distributions of the MC events, such as parameters mentioned above, etc, are consistent with experimental data. The trigger condition is imposed by the Tibet AS array, i.e., each shower event should fire four or more of the scintillation detectors recording 1.25 particles or more. The energies at 100% trigger efficiency are estimated to be approxi-



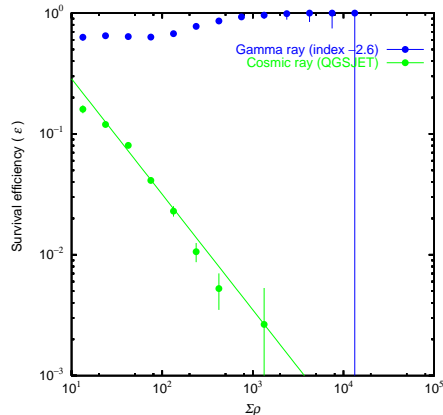
**Fig. 2** Distribution of  $\Sigma N_{\text{PE}}$  for the Tibet MD array as a function of  $\Sigma\rho$  for the Tibet AS array. Blue and green points indicate gamma-ray-induced and hadron-induced air showers, respectively. Closed circles and error bars show median, 80% and 20% values, respectively. The cut to suppress hadron-induced air showers is shown as a solid line. Air showers with no recorded PE by the Tibet MD array are plotted as  $\Sigma N_{\text{PE}} = 1.2$ . Upper right:  $\Sigma N_{\text{PE}}$  distribution in typical energy band 10 TeV ( $100 \leq \Sigma\rho < 215$ ). Lower right: 100 TeV ( $1000 \leq \Sigma\rho < 2154$ ).

mately 10 TeV for gamma rays and 30 TeV for cosmic rays, respectively. After the air shower reconstruction and some event selections, the angular resolution and energy resolution are also estimated to be approximately  $0.2^\circ$  and 40% at 100 TeV, respectively.

The response of the water Cherenkov muon detector and the soil as an absorber are simulated based on GEANT4 8.0 code [6], considering the detailed structure of the Tibet MD array. First, we trace the secondary particles of air showers triggered by the Tibet AS array in the underground soil ( $2.0 \text{ g/cm}^3$ : 70%  $\text{SiO}_2$ , 20%  $\text{Al}_2\text{O}_3$ , 10%  $\text{CaO}$ ). All surviving particles under the soil with energies exceeding the Cherenkov threshold are subsequently fed into the simulation of the Tibet MD array including 0.5 m thick concrete ( $2.3 \text{ g/cm}^3$ : 100%  $\text{SiO}_2$ ) ceilings and walls. The reflectance at the surface of walls is assumed to be 70% with isotropic reflection. After we simulate Cherenkov radiation, propagation of Cherenkov photons in water, and the response of  $20''\phi$  PMT, the number of photoelectrons ( $N_{\text{PE}}$ ) is counted up for each muon detector. The quantum efficiency of  $20''\phi$  PMT for wavelengths of 340-400 nm is approximately 20%. The peak of  $N_{\text{PE}}$  is estimated to be 26 PEs with width  $\sigma_{N_{\text{PE}}} +130\% -30\%$  approximately for one muon detector when a vertical muon passes through a muon detector.

### 4 Results and discussions

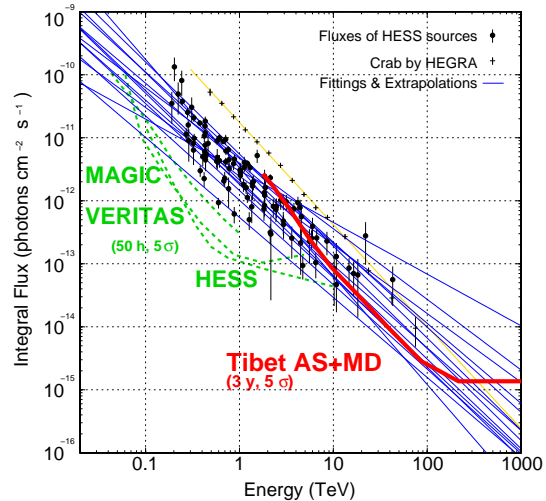
Figure 2 shows the distribution of  $\Sigma N_{\text{PE}}$  for the Tibet MD array as a function of  $\Sigma\rho$  for the Tibet AS array by the MC simulation, where  $\Sigma N_{\text{PE}}$  denotes the sum of  $N_{\text{PE}}$  for muon detectors fired with a threshold  $N_{\text{PE}} > 10$  and  $\Sigma\rho$  is the sum of particle density for all scintilla-



**Fig. 3** Survival efficiency after the cut. Blue and green circles show gamma-ray-induced and hadron-induced air showers, respectively.

tion detectors,  $\Sigma\rho = 1000$  corresponds approximately to 100 TeV primary cosmic-ray energy.  $\Sigma N_{\text{PE}}$  also takes the accidental muons into account by Poisson distribution with an average 0.5 muons/event as described in §2. To select muon-poor air showers, we optimize the cut condition on  $\Sigma N_{\text{PE}} - \Sigma\rho$  plot as shown by the solid line in Figure 2. Figure 3 shows the survival efficiency after the cuts by the MC simulation. Hadron-induced air showers are suppressed by 99% around  $\Sigma\rho = 1000$ , while gamma ray-induced air showers remain by more than 95%. Finally, we calculate the integral flux sensitivity of the Tibet AS+MD array to gamma rays as shown by the thick solid curve in Figure 4. Note that our sensitivity above 200 TeV is defined as a flux corresponding to 15 gamma-ray events, since the background events are fully suppressed to less than one event.

Then, how many known/unknown sources do we expect to detect by the Tibet AS+MD array, assuming the energy spectra of the gamma-ray sources extended up to the 100 TeV region? The diffuse gamma rays from the Cygnus region reported by the Milagro group [7], TeV J2032+4130 [8], HESS J1837-069 [1], Crab, Mrk421 are clearly detectable. Cas A [9], HESS J1834-087 [1], and M87 [10] are marginal. In addition to these existent/established sources, we can expect unknown sources in the northern sky. Most of the HESS 14 sources would be detected by the Tibet AS+MD array, as is shown in Figure 4, if it were located at the HESS site. There exist approximately 80 SNRs within the scanned area by the HESS telescopes, while the Tibet AS+MD array also observes 80 SNRs within its field-of-view. This in turn means that we can expect to discover a dozen new sources, half of which will be UNID or SNR-like, in the northern sky where no extensive search has been done by an apparatus with sensitivity comparable to HESS. The MAGIC and VERITAS experiments in the northern hemisphere, together with the Tibet AS+MD array will contribute to a deeper understanding of the origin and acceleration mechanism of cosmic rays.



**Fig. 4** Integral flux sensitivities to point-like gamma-ray sources. Dashed curves show sensitivities of Cherenkov telescopes at  $5\sigma$  for 50 hours (MAGIC, VERITAS and HESS from the upper curve). The thick solid curve demonstrates the sensitivity of the Tibet AS+MD array at  $5\sigma$  for 3 calendar years. Closed circles show the integral fluxes converted from observed differential fluxes of “HESS J” sources point by point assuming their spectral indices [1]. Thin lines show fittings and extrapolations to HESS data points.

**Acknowledgements** This work is supported in part by Grants-in-Aid for Scientific Research and by Scientific Research (JSPS) in Japan, and by the Committee of the Natural Science Foundation and by Chinese Academy of Sciences in China.

## References

- Aharonian, F., et al.: The H.E.S.S. survey of the Inner Galaxy in very high-energy gamma-rays. *ApJ* **636**, 777-797 (2006)
- Amenomori, M., et al.: A northern sky survey for steady Tera-electron Volt gamma-ray point sources using the Tibet air shower array. *ApJ* **633**, 1005-1012 (2005)
- Heck, D., Knapp, J., Capdevielle, J.N., Schatz, G., Thouw, T.: CORSIKA: A Monte Carlo code to simulate extensive air showers. Forschungszentrum Karlsruhe Report **FZAK 6019** (1998)
- Amenomori, M., et al.: Flux upper limits of diffuse TeV gamma rays from the Galactic plane using the effective area of the Tibet-II and -III arrays. *Advances in Space Research* **37**, 1932-1937 (2006)
- Kasahara, K.: <http://cosmos.n.kanagawa-u.ac.jp/EPICSHome/>
- Agostinelli, S., et al.: GEANT4 – a simulation toolkit. *NIM A* **506**, 250-303 (2003)
- Atkins, R., et al.: Evidence for TeV gamma-ray emission from a region of the Galactic plane. *PRL* **95**, 251103 (2005)
- Aharonian, F., et al.: The unidentified TeV source (TeV J2032+4130) and surrounding field: Final HEGRA IACT-System results. *A&A* **431**, 197-202 (2005)
- Aharonian, F., et al.: Evidence for TeV gamma ray emission from Cassiopeia A. *A&A* **370**, 112-120 (2001)
- Beilicke, M., Götting, N., Tluczykont, M.: Observation of the giant radio galaxy M87 with the HEGRA Cherenkov telescopes. *New Astronomy Reviews* **48**, 407-410. (2004)