

Is FLARE for Solar flare?

Daniele Fargion*

Phys. Depart. Rome Univ. I, and INFN, Pl.A. Moro 2

E-mail: daniele.fargion@roma1.infn.it

The Fermi Lab Liquid ARGON experiment, FLARE, a huge neutrino argon-liquid project detector of 50 kt mass, might in a near future enlarge the neutrino telescope accuracy revealing in detail solar, supernova, atmospheric as well as largest solar flares neutrino. Indeed the solar energetic ($E_p > 100\text{MeV}$ s) flare particles (protons, α) while scattering among themselves or hitting the solar atmosphere must produce on sun prompt charged pions, whose decay (as well as their sequent muon decays) into secondaries is source of a copious solar neutrino "flare" (at tens or hundreds MeV energy). These brief (minutes) neutrino "burst" at largest flare peak may overcome by three to five order of magnitude the steady atmospheric neutrino noise on the Earth, possibly leading to their emergence and detection above the thresholds. The largest prompt "burst" solar neutrino flare may be detected in future FLARE neutrino ν detectors both in electron and positron and possibly in its *muon* pair neutrino component. Our estimate for the recent and exceptional October - November 2003 solar flares and last January 20th 2005 exceptional flare might lead to a few events for future FLARE or near unity for present Super-KamiokandeII. The ν spectra may reflect the neutrino flavor oscillations and mixing in flight. In neutrino detectors a surprising (correlated) muon appearance may occur for a hard ($E_{\nu_\mu} \geq 200\text{MeV}$) flare spectra, while a rarer τ appearance may even marginally take place for ($E_{\nu_\mu} \rightarrow E_{\nu_\tau} \geq 4\text{GeV}$) spectra. A comparison of the solar neutrino flare signal with other neutrino foreground is estimated: it offer the first opportunity to a *muon* neutrino astronomy, a much rarer *tau* appearance, an independent road map to disentangle the neutrino flavor puzzles, as well a prompt alarm system for dangerous solar flare eruptions.

to the Memory of Sgt. Jonathan Evron, sacrificed on 2 November 2005

*International Europhysics Conference on High Energy Physics
July 21st - 27th 2005
Lisboa, Portugal*

*Speaker.

1. FLARE signals for Up-Down Solar Neutrino Flare and Flavors

The recent peculiar solar flares on October-November 2003 and January 2005 were source of high energetic charged particles : large fraction of these *primary* particles, became a source of both neutrons [2] and *secondary* kaons, K^\pm , pions, π^\pm by their particle-particle spallation on the Sun surface [1]. Consequently, μ^\pm , muonic and electronic neutrinos and anti-neutrinos, $\nu_\mu, \bar{\nu}_\mu, \nu_e, \bar{\nu}_e, \gamma$ rays, are released by the chain reactions $\pi^\pm \rightarrow \mu^\pm + \nu_\mu(\bar{\nu}_\mu), \pi^0 \rightarrow 2\gamma, \mu^\pm \rightarrow e^\pm + \nu_e(\bar{\nu}_e) + \nu_\mu(\bar{\nu}_\mu)$ occurring on the sun atmosphere. There are two different sites for these decays (see [1]): A brief

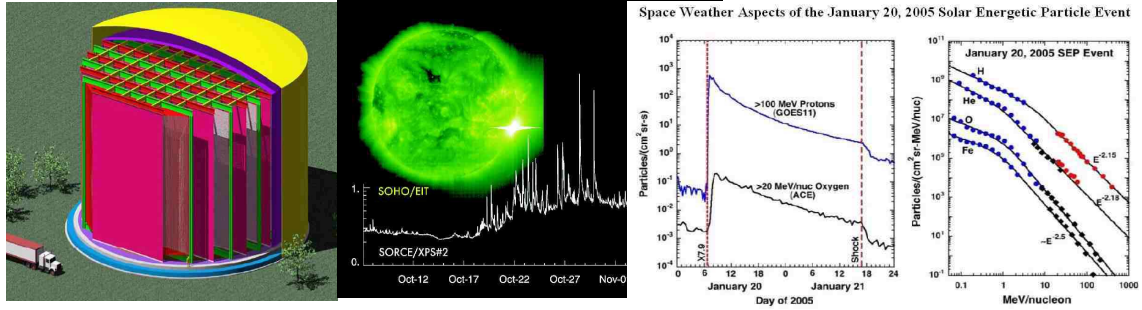


Figure 1: The FLARE detector, a real X-ray on 4th Nov. 2003, a solar flare spectra on 20 Jan. 2005

and sharp solar flare, originated within the *solar* corona and a diluted and delayed *terrestrial* neutrino flux, produced by flare particles hitting the Earth's atmosphere; the additional solar flare particles, hitting the terrestrial atmosphere increase the atmospheric neutrino flux, without any relevant consequence while later cosmic (and atmospheric neutrino) flux should suffer of a decrease, the Forbush effect, of little interest. The main and first *solar* flare neutrinos reach the Earth with a well defined directionality and within a narrow time range. The corresponding average energies $\langle E_{\nu_e} \rangle, \langle E_{\nu_\mu} \rangle$ are in principle a bit larger compared to an event in the Earth's atmosphere since at low solar densities they suffer negligible energy loss: $\langle E_{\nu_e} \rangle \simeq 50 \text{ MeV}, \langle E_{\nu_\mu} \rangle \simeq 100 \div 200 \text{ MeV}$. The opposite occur to downward flare. In the simplest approach, the main source of pion production is $p + p \rightarrow \Delta^{++} n \rightarrow p\pi^+ n; p + p \rightarrow \Delta^+ p \begin{matrix} \nearrow p + p + \pi^0 \\ \searrow p + n + \pi^+ \end{matrix}$ at the center of mass of the resonance Δ (whose mass value is $m_\Delta = 1232 \text{ MeV}$). As an useful simplification after the needed boost of the secondaries energies one may assume that the total pion π^+ energy is equally distributed, in average, in all its final remnants: $(\bar{\nu}_\mu, e^+, \nu_e, \nu_\mu): E_{\nu_\mu} \geq E_{\bar{\nu}_\mu} \simeq E_{\nu_e} \simeq \frac{1}{4} E_{\pi^+}$. Similar nuclear reactions (at lower probability) may also occur by proton-alfa scattering leading to: $p + n \rightarrow \Delta^+ n \rightarrow n\pi^+ n; p + n \rightarrow \Delta^0 p \begin{matrix} \nearrow p + p + \pi^- \\ \searrow p + n + \pi^0 \end{matrix}$. Here we may neglect the π^- additional role due to the flavor mixing and the dominance of previous reactions π^+ . The flavor oscillation will lead to a decrease in the muon component (as in atmospheric case) and it will make the electron neutrino spectra a little harder. Indeed the oscillation length at the energy considered is small respect Earth-Sun distance: $L_{\nu_\mu - \nu_\tau} = 2.48 \cdot 10^9 \text{ cm} \left(\frac{E_\nu}{10^9 \text{ eV}} \right) \left(\frac{\Delta m_{ij}^2}{(10^{-2} \text{ eV})^2} \right)^{-1} \ll D_{\oplus \odot} = 1.5 \cdot 10^{13} \text{ cm}$. For the opposite reasons the tau appearance by atmospheric muon neutrino conversions is inhibited (at a few GeVs) on a much smaller Earth diameter distance. We take into account this flavor mixing by a conversion term re-scaling the final muon neutrino signal and increasing the electron spectra component [1]. While at the birth place the neutrino fluxes by positive charged pions π^+ are $\Phi_{\nu_e} : \Phi_{\nu_\mu} : \Phi_{\nu_\tau} = 1 : 1 : 0$,

after the mixing assuming a democratic number redistribution we expect roughly $\Phi_{\nu_e}:\Phi_{\nu_\mu}:\Phi_{\nu_\tau} = (\frac{2}{3}) : (\frac{2}{3}) : (\frac{2}{3})$. In a more detailed balance the role of the most subtle neutrino mixing Θ_{13} may be deforming the present averaged flavor balance. On the other side for the anti-neutrino fluxes we expect (neglecting alfa-proton interactions) at the birth place: $\Phi_{\bar{\nu}_e}:\Phi_{\bar{\nu}_\mu}:\Phi_{\bar{\nu}_\tau} = 0 : 1 : 0$ while at their arrival (within a similar democratic redistribution): $\Phi_{\bar{\nu}_e}:\Phi_{\bar{\nu}_\mu}:\Phi_{\bar{\nu}_\tau} = (\frac{1}{3}) : (\frac{1}{3}) : (\frac{1}{3})$. Because in π - μ decay the μ neutrinos secondary are twice the electron ones, the anti-electron neutrino flare energy is ([1]) from the birth place on Sun up to the flavor mixed states on Earth : $E_{\bar{\nu}_e FL} \simeq \frac{E_{\nu_\mu FL}}{2} \simeq 2.6 \cdot 10^{28} \left(\frac{E_{FL}}{10^{31} \text{ erg}} \right) \text{ erg}$. We scale our estimate with the total solar flare energy E_{FL} [1]. The corresponding neutrino flare energy and number fluxes at sea level (for the poor up-going flare) are: $\Phi_{\bar{\nu}_e FL} \simeq 9.15 \left(\frac{E_{FL}}{10^{31} \text{ erg}} \right) \text{ erg cm}^{-2}$; $N_{\bar{\nu}_e} \simeq \frac{N_{\nu_e}}{2} \simeq 5.7 \cdot 10^4 \left(\frac{E_{FL}}{10^{31} \text{ erg}} \right) \left(\frac{\langle E_{\bar{\nu}_e} \rangle}{100 \text{ MeV}} \right)^{-1} \text{ cm}^{-2}$.

This neutrino number flux, associated to solar particle ejections in 100 s. time duration is larger by two-three order of magnitude over the atmospheric one [6] (one-two a second for square cm. area) as it may be clearly seen from figure Fig.1 above for Jan.20th spectra. The daily cosmic atmospheric flux induce a few neutrino events in SK (and three times more in FLARE); therefore *if* there are enough p-p interactions on Sun as on Earth atmosphere, an integral flux of a day c.r. may correspond to a brief cluster of events. We may expect in S.K (or better in FLARE) detectors a signal at the threshold level near one event (or above a few). Let us consider horizontal flares (see fig. 1) similar to horizontal and upward τ neutrino induced air-showers at Earth Crust (see [8], [9]). The solar neutrino flare production is enhanced by a higher solar gas density where the flare propagate. Moreover a beamed X-flare may suggest a primary beamed pion shower whose thin jet naturally increases the neutrino signal. High energetic protons flying downward (or horizontally) to the Sun exhibits an interaction probability P_d larger than the previous one (P_{up}). We foresee [1], in general, that the flare energy relations are: $E_{\pi FL} \equiv \eta E_{FL} \leq E_{FL}$; $E_{\bar{\nu}_e FL} \simeq \frac{E_{\nu_\mu FL}}{2} \simeq 9.4 \cdot 10^{30} \eta \left(\frac{E_{FL}}{10^{32} \text{ erg}} \right) \text{ erg}$. We expect a solar flare spectrum with an exponent equal or larger (i.e. softer) than the cosmic ray proton spectrum one (see fig.1). Estimated averaged neutrino energy $\langle E_\nu \rangle$ below GeV for down-going rich flare is [1]:

$$\langle N_{\bar{\nu}_e} \rangle \simeq 1.72 \cdot 10^6 \eta \left(\frac{\langle E_{\bar{\nu}_e} \rangle}{100 \text{ MeV}} \right)^{-1} \left(\frac{E_{FL}}{10^{31} \text{ erg}} \right) \text{ cm}^{-2}; \langle N_{\bar{\nu}_\mu} \rangle \simeq 4.12 \cdot 10^6 \eta \left(\frac{\langle E_{\bar{\nu}_\mu} \rangle}{100 \text{ MeV}} \right)^{-1} \left(\frac{E_{FL}}{10^{31} \text{ erg}} \right) \text{ cm}^{-2}.$$

The solar flare neutrino events due to these number fluxes (following known ν -nucleons cross-sections at these energies [10],[11],[13]) at Super-Kamiokande II is: $N_{ev} \simeq 7.5 \cdot \eta \left(\frac{E_{FL}}{10^{31} \text{ erg}} \right)$ (for more details and explanations see [1]). The expectation event numbers at SK-II for *solar neutrino burst* assuming, before mixing, a more pessimistic detector thresholds calibrated with the observed Supernovae 1987A event fluxes [1] has been evaluated:

$$N_{ev\bar{\nu}_e} \simeq 0.63 \eta \left(\frac{\bar{E}_{\bar{\nu}_e}}{35 \text{ MeV}} \right) \left(\frac{E_{FL}}{10^{31} \text{ erg}} \right); \bar{E}_{\bar{\nu}_e} \leq 100 \text{ MeV}; N_{ev\bar{\nu}_e} \simeq 1.58 \eta \left(\frac{E_{FL}}{10^{31} \text{ erg}} \right); \bar{E}_{\bar{\nu}_e} \geq 100 - 1000 \text{ MeV};$$

$$N_{ev\bar{\nu}_\mu} \simeq 3.58 \eta \left(\frac{E_{FL}}{10^{31} \text{ erg}} \right); \bar{E}_{\bar{\nu}_\mu} \geq 200 - 1000 \text{ MeV};$$

where the unknown efficiency factor is $\eta \leq 1$. The neutrino events in Super-Kamiokande may be also recorded as stimulated beta decay on oxygen nuclei [7],[1]. Let us underline the role of Solar Neutrino Flavor mixing: the μ and τ appearance; indeed the oscillation and mixing guarantee the consequent tau flavor rise and the anti neutrino electron component hardening respect to the one at its birth. This increase the neutrino electron component while it will reduce the corresponding muon component leading to : $\frac{\eta_\mu}{\eta_e} \simeq \frac{1}{2}$ and to $N_{ev\bar{\nu}_\mu} \simeq N_{ev\bar{\nu}_e} \simeq 2 \left(\frac{\langle E_{\bar{\nu}_\mu} \rangle}{200 \text{ MeV}} \right) \left(\frac{\langle E_{FL} \rangle}{10^{31} \text{ erg}} \right)$; $N_{ev\nu_\mu} \simeq N_{ev\nu_e} \simeq 4 \left(\frac{\langle E_{\nu_\mu} \rangle}{200 \text{ MeV}} \right) \left(\frac{\langle E_{FL} \rangle}{10^{31} \text{ erg}} \right)$, as well as a comparable, ν_e , ν_μ , $\bar{\nu}_e$, $\bar{\nu}_\mu$ energy fluency and spectra. At energies above a few hundred MeV proton-proton scattering may release hundred MeV muon neutrino able to create first muon

neutrino from the sun. Moreover above the τ threshold energy $E_{\nu_\mu} \geq 3.46$ GeV a surprising (but very rare) τ appearance may occur: ($E_{\nu_\mu} \rightarrow E_{\nu_\tau} \simeq 4\text{GeV}$) flare spectra. Any positive evidence for such electron, muon, tau events will mark a new road to Neutrino Astrophysics, to be complementary to lower neutrino energy from Sun and Supernovæ. New larger generations of neutrino detectors as FLARE will be more sensitive to such less powerful, but more frequent and energetic solar flares, than to the rarest galactic and even extragalactic supernovæ events (as the one from Andromeda) [8]. The background due to energetic atmospheric neutrinos at the Japanese detector was nearly 5.8 event a day corresponding to a rate $\Gamma \simeq 6.710^{-5} s^{-1}$. The probability to find by chance one neutrino event within a 1 – 2 minute solar flare $\Delta t \simeq 10^2 s$ in that interval is $P \simeq \Gamma \cdot \Delta T \simeq 6.7 \cdot 10^{-3}$. For a Poisson distribution the probability to find contained $n = 1, 2, 3, 4, 5$ events in a narrow time window might reach extremely small values: $P_n \simeq e^{-P} \cdot \frac{P^n}{n!} \simeq \frac{P^n}{n!} = (6.7 \cdot 10^{-3}, 2.25 \cdot 10^{-5}, 5 \cdot 10^{-8}, 8.39 \cdot 10^{-11}, 1.1 \cdot 10^{-13})$. Therefore the possible presence of one or more high energetic (tens-hundred MeVs) positrons or positive muons (twice as much because privileged π^+ primary), as well as negative electrons or muons in Super-Kamiokande or FLARE at X-flare onset time, may be a defined signature of the solar neutrino flare. FLARE while tracking muon and its electron inside may point to the solar flare ν_μ into μ astronomy or even to the τ appearance, for hard ($E_{\nu_\mu} \rightarrow E_{\nu_\tau} > 4\text{GeV}$) flare spectra, and it may surprise soon us. An *individual* or *global* time correlation with past large solar flares with SK past activity) record might hide already signals. We conclude that the neutrino detectors as FLARE, UNO, HK might be at the same time ideal laboratories for solar neutrino flare and flavor mixing, as well as the most rapid alert system monitoring the huge solar flare and coronal mass ejection, dangerous for orbiting satellites and possibly lethal for on flying astronauts. The prompt solar neutrino flare alarm may provide the needed time to shut down delicate satellite systems and to protect astronauts into the inner and saver space-shuttle shields.

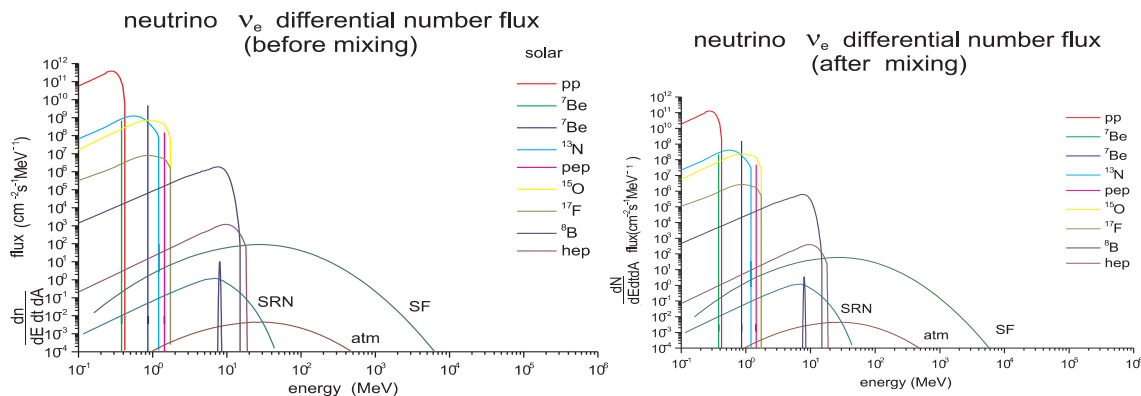


Figure 2: Solar Neutrino ν_e flare before and after the flavor mixing; note the thin ν_e peak due to prompt neutronization flash of cosmic Supernovae, the solar neutrinos flux by known nuclear activities as well as the expected Supernova Relic fluxes and the atmospheric neutrino background. The Solar flare at peak activity hold nearly 100 – 1000 s and it has a label SF. Both expectations are described for an up-going (poor flux) or down-going (richer flux) solar "burst" scenario. The primary solar flare spectra is considered like the atmosphere one at least within the energy windows $E_{\nu_\mu} \simeq 10^{-3}\text{GeV}$ up to 10 GeV as the 20 Jan. spectra shown above.

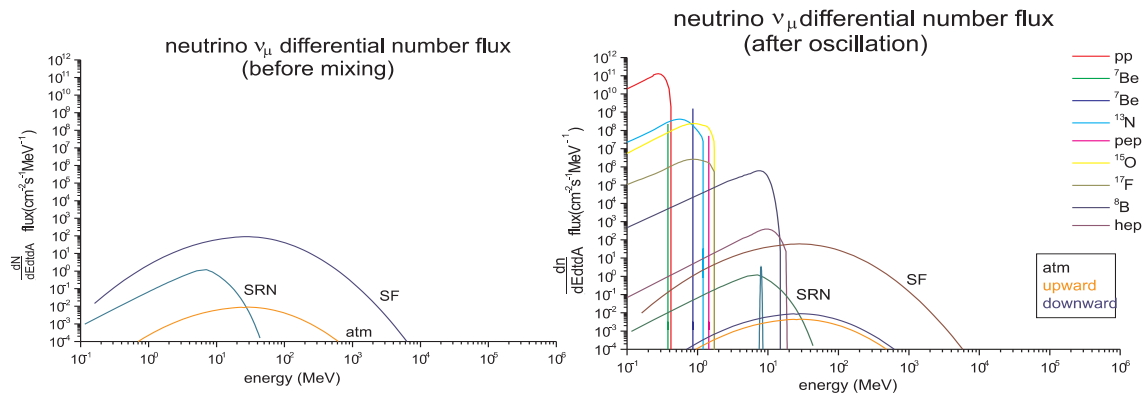


Figure 3: As above Solar Neutrino ν_μ before and after mixing, as well as a comparable final ν_τ flux; note the presence of two different fluxes (upward and down-ward ν_μ on Earth) due to the muon oscillation and disappearance into τ flavor



Figure 4: The Sgt. Jonathan Evron, fallen on 2nd November 2005 only at 20 years age: his sunny and flaring life, his humor and immense generosity was inspiring the article, devoted to his memory

References

- [1] D.Fargion,F.Moscato, Chin.J.Astron.Astrophys. 3 (2003) S75-S76; D.Fargion, JHEP06,(2004),045
- [2] M. Alessio, L. Allegri, D. Fargion, et.all. Il Nuovo Cimento, 14C, 53-60, (1991).
- [3] M. Dryer, Space Science Reviews, 15 (1974), 403-468.
- [4] sohowww.nascom.nasa.gov/hotshots
- [5] J.N.Bahcall Phys. Rev. Lett. 61, 2650-2652 (1988);J.N.Bahcall et.all Ap.J.555,990,2001
- [6] T. K. Gaisser, T. Stanev PDG,PRD66,010001,182,2002
- [7] W. C. Haxton, Phys. Rev. D, 36, 2283, (1987).
- [8] D. Fargion , Ap. J. 570, 909-925;(2002)
- [9] D. Fargion, P.G. De Sanctis Lucentini, M. De Santis et all.Astrophys.J. 613 (2004) 1285-1301,2004
- [10] C. Bemporad, G. Gratta and P. Vogel, Rev. Mod. Phys. 74 297(2002)
- [11] Strumia A., Vissani F., astro-ph/0302055, (2003)
- [12] R. P. Lin, et all.Ap.J, Volume 595, Number 2, Part 2;(2003).
- [13] A.Bodek, H.Budd and J.Arrington hep-ex/0309024, (2003)