

# Discovering Interacting Binaries with H $\alpha$ Surveys

Andrew Witham\*, Christian Knigge\*, Janet Drew<sup>†</sup>, Paul Groot\*\*, Robert Greimel<sup>‡</sup> and Quentin Parker<sup>§¶</sup>

\**School of Physics & Astronomy, University of Southampton, Highfield, Southampton, SO17 1BJ, UK*

<sup>†</sup>*Astrophysics Group, Department of Physics, Imperial College London, Exhibition Road, London SW7 2AZ, UK*

\*\**Department of Astrophysics, University of Nijmegen, P.O. Box 9010, NL - 6500 GL Nijmegen, NL*

<sup>‡</sup>*Isaac Newton Group, Apartado de Correos, 321, 38700 Santa Cruz de La Palma, Canary Islands, ESP*

<sup>§</sup>*Department of Physics, Macquarie University, NSW 2109, Australia*

<sup>¶</sup>*Anglo-Australian Observatory, PO Box 296, Epping NSW 1710, Australia*

**Abstract.** A deep ( $R \sim 19.5$ ) photographic H $\alpha$  Survey of the southern Galactic Plane was recently completed using the UK Schmidt Telescope at the AAO. In addition, we have recently started a similar, CCD-based survey of the northern Galactic Plane using the Wide Field Camera on the INT. Both surveys aim to provide information on many types of emission line objects, such as planetary nebulae, luminous blue variables and interacting binaries.

Here, we focus specifically on the ability of H $\alpha$  emission line surveys to discover cataclysmic variables (CVs). Follow-up observations have already begun, and we present initial spectra of a candidate CV discovered by these surveys. We also present results from analyzing the properties of known CVs in the Southern Survey. By calculating the recovery rate of these objects, we estimate the efficiency of H $\alpha$ -based searches in finding CVs.

## INTRODUCTION

Binary evolution theory predicts a large (but currently undetected) population of short-period, faint cataclysmic variables (CVs) (see for example Kolb 1993 [1]; and Howell, Rappaport, & Politano 1997 [2]). Such systems should exhibit particularly strong Balmer emission (Patterson 1984 [3]), making H $\alpha$  surveys an ideal way to find them, if they exist. Previous H $\alpha$  surveys (see for example Kohoutek and Wehmeyer 1997 [4]; and Gaustad *et al* 2001 [5]) have become incomplete at bright magnitudes or have been of low spatial resolution. Below, we briefly describe two new photometric H $\alpha$  surveys which are able to push to deeper magnitudes with good resolution and will allow for a significant population of new H $\alpha$  emitters to be discovered, including many Cataclysmic Variables.

## H $\alpha$ SURVEYS

The galactic plane is being observed in  $H\alpha$  by two Surveys: (i) The INT/WFC Photometric  $H\alpha$  Survey of the Northern Galactic Plane (IPHAS), and (ii) the AAO/UKST Southern  $H\alpha$  Survey (SHS). IPHAS is a CCD survey which combines photometry in the bands  $H\alpha$ , r and i from images obtained with the Wide Field Camera (WFC) on the Isaac Newton Telescope (INT). The WFC provides a field of view of 34'x34' and the resolution of the accepted photometry is  $\leq 1.7''$ . At the time of writing, IPHAS is  $\sim 1/3$  complete and when finished will cover the whole of the Northern galactic plane with latitudes  $|b| < \sim 5^\circ$  down to  $\sim 19.5$  mags in r and i. Further information can be found at <http://astro.ic.ac.uk/Research/Halpha/North> and in a forthcoming paper by Drew *et al* (in preparation).

The SHS is a photographic survey which, using the UK Schmidt Telescope (UKST), has provided images of 233 galactic fields at four degree centres. Fields were observed in two bands ( $H\alpha$  and short red  $\simeq R$ ) with a spatial resolution of  $\sim 1''$ . This has resulted in a survey that is complete to  $\sim 19.5$  mags in R and has an area of coverage defined by  $-75 < Dec < +2.5$  and  $|b| < \sim 10^\circ$ . The data can be accessed via the SuperCOSMOS website at <http://www-wfau.roe.ac.uk/sss/halpha> and additional information can be found in Parker & Phillipps (1998) [6]

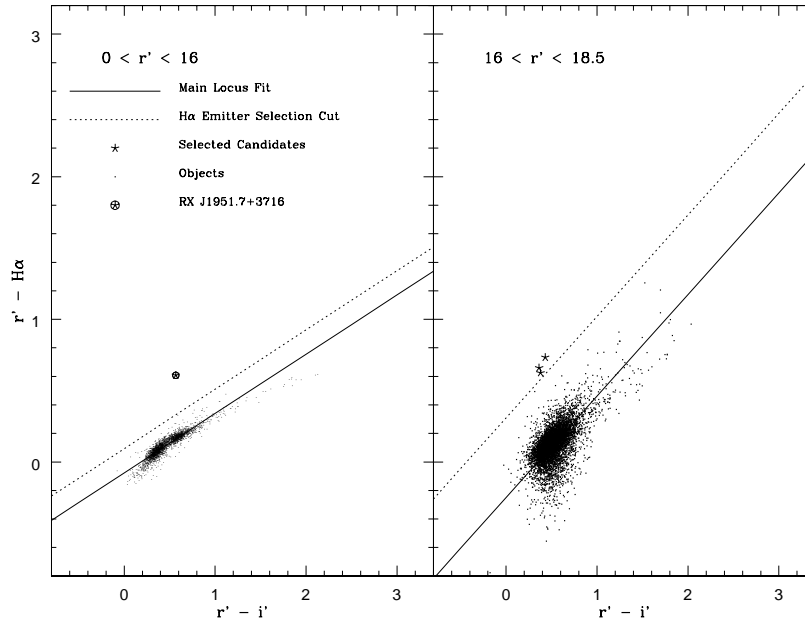
## SPECTROSCOPIC FOLLOW-UP OF IPHAS

IPHAS has the advantage of having far fewer spurious  $H\alpha$  emitters than the SHS because of the photographic nature of the SHS. Defining selection criteria for follow-up is therefore less problematic with IPHAS. Initial selection of potential new CVs for follow-up was done on the basis that we expect many to be  $H\alpha$  emitters and to show a large  $H\alpha$  excess. These CVs can thus be expected to lie above the main stellar locus in colour-colour plots of  $r-H\alpha$  vs  $r-i$ .

Spectroscopic follow-up of IPHAS is in progress and has already lead to the discovery of three new CV candidates. Figure 1 illustrates the selection criteria used to pick objects for follow-up, while Figure 2 shows the resulting spectrum of one of the new CV candidates. Classification of the new CV candidates will be done using time-resolved spectroscopy and photometry.

## RECOVERY RATE OF KNOWN CVS IN THE SOUTH

We have analyzed the properties of the CVs contained in the Ritter & Kolb (2003) [7] catalog that fall within the SHS area. Using  $R-H\alpha$  vs  $R$  band colour-magnitude plots we classify as "emitters" those CVs that would have been selected for spectroscopic follow-up with 6df *i.e.* 5 objects per square degree. The result is that 52% of the sample would be recovered by the Southern Survey. Furthermore, if consideration is limited to objects with good photometry in the survey, the recovery rate is even higher at 62%. The histogram in Figure 3 shows how the recovery rate depends on the CV orbital period.



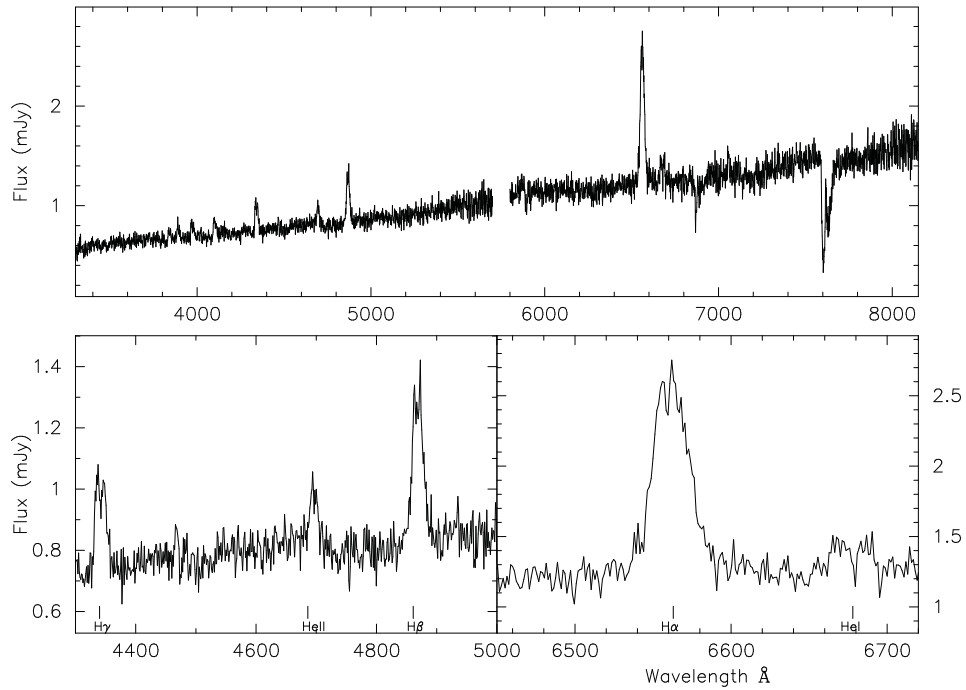
**FIGURE 1.** Illustration of our selection strategy. The plots comprise two  $r$  magnitude bins containing the objects from one IPHAS field. A  $H\alpha$  excess of 0.1mag corresponds to an equivalent width of  $\sim 10\text{\AA}$ . Solid lines are linear fits to the stellar loci, the dotted lines indicate the selection cut. The known CV RX J1951.7+3716 is present within this field and would be selected as it lies above the cut.

Somewhat surprisingly, there is no obvious bias, in favour of detecting faint, short period CVs.

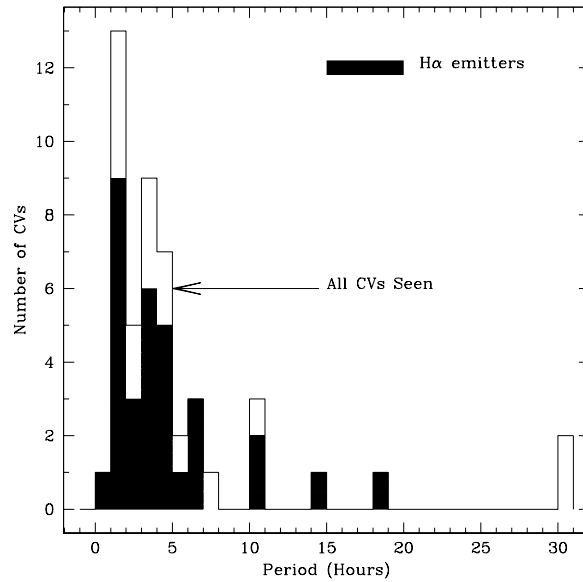
The fact that many of the CVs (including several novae) appear blue as well as having a  $H\alpha$  excess can be used to define more stringent selection cuts; however this could have the negative effect of introducing a further selection bias into the CV populations discovered with  $H\alpha$  surveys. A more thorough discussion of the recovery rate of the known population of CVs in both IPHAS and the SHS will be presented by Witham *et al* (in preparation). Overall the recovery rate is very encouraging and the surveys have a great chance of finding many new CVs.

## REFERENCES

1. Kolb, U., 1993, A&A, 271, 149
2. Howell, S.B., Rappaport, S., Politano, M., 1997, MNRAS, 287, 929
3. Patterson, J., 1984, ApJS, 54, 443
4. Kohoutek, L., Wehmeyer R., 1997, Catalogue of Stars in the Northern Milky Way Having H-alpha in Emission, Abhandl. Sternw. XI
5. Gaustad, J.E., McCullough, P.R., Rosing, W., Van Buren, D., 2001, PASP, 113, 1326
6. Parker Q., Phillipps S., 1998, PASA, 15, 28
7. Ritter H., Kolb U., 2003, A&A, 404, 401



**FIGURE 2.** WHT/ISIS spectra of a newly discovered CV candidate. The dispersion is  $0.86\text{\AA}/\text{pixel}$  in the blue and  $1.49\text{\AA}/\text{pixel}$  in the red. Based on the broad and strong H $\alpha$  emission line and the presence of HeII emission, this is a CV candidate.



**FIGURE 3.** The period distribution of known CVs classified as emitters (black) overlaid on the distribution of the known CVs with good photometry in the survey (white).