

Bright metal-poor variables: why “Anomalous” Cepheids?

F. Caputo¹, V. Castellani^{1,2}, S. Degl’Innocenti^{3,4}, G. Fiorentino^{1,5}, M. Marconi⁶

¹ INAF - Osservatorio Astronomico di Roma, Via di Frascati 33, I-00040
Monteporzio Catone, Italy

² INFN, Sezione di Ferrara, via Paradiso 12, 44100

³ Dipartimento di Fisica, Universita’ di Pisa , via Buonarroti 2, I-56127 Pisa,
Italy

⁴ INFN, Sezione di Pisa, via Buonarroti 2, I-56127 Pisa, Italy

⁵ Universita’ “Tor Vergata”, via della Ricerca Scientifica 1, 00133, Roma

⁶ INAF Osservatorio Astronomico di Capodimonte, Via Moiariello 16, I-80131
Napoli, Italy

Received; accepted

Abstract. We investigate the theoretical scenario concerning the large sample of variables recently discovered in the dwarf, metal-poor irregular galaxy Leo A, focusing the attention on the “Anomalous” Cepheid phenomenon and its correlation with RR Lyrae stars, Classical and Population II Cepheids. To this purpose, we make use of suitable stellar and pulsation models to depict the pulsational history of evolutionary structures with metallicity $Z=0.0004$, finding that He-burning pulsators are expected only outside the mass interval $\sim 0.8-1.7M_{\odot}$. Stars from ~ 1.8 to $4M_{\odot}$, a mass range including both *Anomalous* and *Classical* Cepheids, populate with good approximation a common M_V - $\log P_F$ instability strip, independently of the previous occurrence of a He flash event, with periods and luminosities increasing with the stellar mass and with a lower luminosity level $M_{V,LE} \sim -0.5$ mag, as observed in Leo A. The class of less massive pulsators ($M < 0.8M_{\odot}$, namely *RR Lyrae* stars and *Population II Cepheids*) populate a distinct instability strip, where the magnitudes become brighter and the periods longer when decreasing the pulsator mass. The dependence on metal content of this scenario has been investigated over the range $Z=0.0002$ to 0.008 . One finds that the edges of the pulsational strip for the more massive class of pulsators appear independent of metallicity, but with the minimum mass of these bright pulsators which decreases when decreasing the metallicity, thus decreasing the predicted minimum luminosity and period. Comparison with data for Cepheids in Leo A and in the moderately

metal rich extragalactic stellar system Sextans A discloses an encouraging agreement with the predicted pulsational scenario. On this basis, we predict that in a stellar system where both RR Lyrae stars and Cepheids are observed, their magnitude difference may help in constraining both the metal content and the distance. The current classification of metal-poor Cepheids is shortly discussed, advancing the suggestion for an updated terminology abreast of the current knowledge of stellar evolution.

Key words. Stars: variables:Cepheids, Stars: evolution, Stars: He burning

1. Introduction

Even though the majority of metal-poor radial pulsators belongs to the RR Lyrae class, other kinds of variables are observed both in Galactic globular clusters and in extragalactic metal-poor stellar systems. According to the current nomenclature, among the objects brighter than RR Lyrae stars one finds Population II Cepheids (P2C) and Anomalous Cepheids (AC), the former with periods from ~ 1 to ~ 25 days, the latter from ~ 0.3 to ~ 2 days. Both these variables are interpreted in terms of central He-burning structures, as RR Lyrae stars are, but being either less massive (P2Cs) or more massive (ACs) than RR Lyrae stars with similar metal content.

Investigations based on the predictions of stellar evolution and radial pulsation models have already shown that P2Cs originate from hot, low-mass Zero Age Horizontal Branch (ZAHB) stars evolving from large effective temperatures towards the Asymptotic Giant Branch (AGB), crossing the instability strip at a luminosity larger than the RR Lyrae level (see, e.g., Bono et al 1997a and references therein, as well as the recent review by Wallerstein 2002). Since the pulsation period P increases with increasing luminosity and/or with decreasing mass, one predicts that these bright low mass pulsators should have longer periods than RR Lyrae stars, as observed.

Concerning ACs, it has been shown that at metal contents $Z \leq 0.0004$ and for not-too-old ages (≤ 2 Gyr) the effective temperature of ZAHB models, which normally decreases with increasing the mass, reaches a minimum at $\log T_e \sim 3.74$ ($Z=0.0001$) or ~ 3.72 ($Z=0.0004$) around $1-1.2M_{\odot}$ (see Castellani & Degl’Innocenti 1995, Caputo & Degl’Innocenti 1995 and references therein). By further increasing the mass over this value, both the luminosity and effective temperature of the ZAHB structure increase, producing a “ZAHB turn-over” and an “upper horizontal branch” which intersects the instability strip again at a luminosity larger than the RR Lyrae level (see Bono et al. 1997b). In this case the effect of the higher luminosities is somehow “balanced” by the larger masses, and consequently these bright massive pulsators will show periods that are not significantly longer than those typical of RR Lyrae stars, in agreement with the

observed behavior for ACs. On this simple basis, one can understand why ACs and P2Cs appear to obey distinctive Period-Luminosity relations and why, at a given luminosity, ACs have shorter periods than P2Cs. It turns out that, at a given period, observed ACs appear more luminous than P2Cs, a feature which is at the origin of their supposed “anomaly”.

ACs are very rare in globular clusters, whereas they have been found in all dwarf spheroidal galaxies that have been surveyed for variable stars (see, e.g., Mateo 1998, Siegel & Majewski 2000, Pritzl et al. 2002, Da Costa, Armandroff & Caldwell 2002, Dall’Ora et al. 2003, Baldacci et al. 2004). Recently, Dolphin et al. (2002, hereafter D02) reported the results of a search for short-period ($P \leq 2$ days) variables in Leo A, a Local Group dwarf irregular galaxy characterized by a very low metal abundance ($Z \sim 0.0004$). According to D02, eight candidate RR Lyrae stars have been found, with a mean magnitude of $\langle V \rangle = 25.10 \pm 0.09$ mag, suggesting the presence in this galaxy of an old (~ 10 -11 Gyr) stellar population. The same study reports the discovery of several (84) variables brighter than $V=24.5$ mag and with periods between ~ 0.4 and 2 days. Although these properties correspond to the well-recognized behavior of ACs, the authors suggest that, rather than being indicative of this class of variables, they appear as a natural extension to low metallicity of “classical” (i.e. metal-intermediate) short-period Cepheids, such those observed in the Large and Small Magellanic Clouds ($Z \sim 0.008$ and ~ 0.004 , respectively).

In this paper we will show that ACs do represent indeed the natural extension of classical Cepheids to lower metallicities and masses. To this end, in the following we will rely on suitable sets of stellar evolution and pulsation models to discuss the “Anomalous” Cepheid phenomenon and its correlation with RR Lyrae stars, Population II and Classical Cepheids. The theoretical scenario is presented in Section 2, while Section 3 discusses the predicted Period-Luminosity distribution when $Z=0.0004$. Section 4 deals with the dependence on the assumed metal content and the comparison with observed data is given in Section 5. As a concluding remark, in the last section we direct the reader’s attention to the evidence that the current classification might be misleading in some respects, perhaps requiring an updated terminology based on the current improved knowledge of stellar evolution.

2. The theoretical scenario

Radial pulsation is a phenomenon appearing only in selected evolutionary phases. Given a metal abundance, for each given stellar mass and luminosity there is a maximum (blue edge) and a minimum effective temperature (red edge) for the onset of the pulsation instability. Varying the luminosity, for each given mass one has the so called “instability strip” which crosses the HR diagram from the higher temperatures and lower luminosities

ties towards lower temperatures and higher luminosities. If and when the evolving star intersects “its” mass-dependent instability strip, it goes pulsating with a period strictly constrained by its mass, luminosity, and effective temperature.

With respect to static stars, radial pulsating structures present the undeniable advantage of at least an additional observable, as given by the pulsation period, which, besides being unaffected by distance and reddening, yields relevant constraints on the stellar structural parameters. Combining evolution and pulsation models one can predict the behavior of radial pulsators occurring in the different evolutionary phases, providing a theoretical frame for a sound interpretation of the different classes of observed variables. In this way, we have recently presented a detailed analysis of RR Lyrae stars in the Galactic globular cluster M3 (see Marconi et al. 2003).

To discuss anomalous and classical Cepheids in Leo A, we will make use of the pulsation models with $Z=0.0001$ and 0.0004 recently computed by Marconi, Fiorentino & Caputo (2004) for mass in the range $1.3-2.2M_{\odot}$ and luminosity $\log L/L_{\odot}=1.82$ to 2.28 , implemented with a set of $4M_{\odot}$ models at $Z=0.0004$ and $\log L/L_{\odot}=3.5$. By comparison with similar models presented by Bono et al. (2002) for $Z=0.008$ over the mass range $3-5M_{\odot}$, one finds that all over the range $Z=0.0001$ to 0.008 the blue (FOBE) and red (FRE) edges of the instability strip follow the two relations

$$\log T_e(FOBE) = 3.925(\pm 0.008) - 0.052 \log L + 0.042 \log M - 0.006 \log Z \quad (1a)$$

$$\log T_e(FRE) = 3.876(\pm 0.008) - 0.065 \log L + 0.058 \log M - 0.006 \log Z, \quad (2a)$$

where M and L are in solar units, whereas the period of fundamental (F) pulsators is given by

$$\log P_F = 10.925(\pm 0.005) + 0.818 \log L - 0.616 \log M - 3.309 \log T_e + 0.012 \log Z \quad (3a)$$

Moreover, in order to compare the predicted behavior of these relatively massive pulsators with that of the less massive RR Lyrae and P2C variables, pulsation models with metal content $Z=0.0001-0.006$, $M=0.58-0.80M_{\odot}$ and $\log L/L_{\odot}=1.51$ to 1.91 have been considered, for which it has already been found (Marconi et al 2003, Di Criscienzo, Marconi & Caputo 2004)

$$\log T_e(FOBE) = 3.970(\pm 0.005) - 0.057 \log L + 0.094 \log M \quad (1b)$$

$$\log T_e(FRE) = 3.957(\pm 0.010) - 0.102 \log L + 0.073 \log M \quad (2b)$$

$$\log P_F = 11.039(\pm 0.005) + 0.833 \log L - 0.651 \log M - 3.350 \log T_e + 0.008 \log Z \quad (3b)$$

In all cases one finds that first-overtone (FO) pulsators can be “fundamentalised” by adopting $\log P_F = \log P_{FO} + 0.13$.

All the pulsation models we are referring to rely on the use of a (same) nonlinear convective hydrodynamical code, an approach which is of central importance to gain reliable information on the boundaries for fundamental or first overtone pulsation. The inadequacy of linear computations in this respect has been indeed already discussed by Bono et al. (1999). However, here we notice that even in the linear approach (see, e.g., Chiosi, Wood & Capitanio 1993), one predicts a significant dependence on the pulsator structural parameters (mass and luminosity), at variance with the hypothesis of a constant value ($\log T_e(\text{FRE})=3.73$) as recently adopted by Cordier, Goupil & Lebreton (2003).

Such a pulsational scenario has been eventually combined with canonical (i.e., no mass-loss, no overshooting) evolutionary models with $Z=0.0004$ from the “Pisa Evolutionary Library” (<http://gipsy.cjb.net>). All models cover the major phases of both H and He burnings (see Cariulo, Degl’Innocenti & Castellani 2003 for details). Following the procedure presented by Bono et al. (1997 a,b) and Marconi et al. (2003), one can depict the pulsational history of each evolutionary model (i.e., for each given mass and original composition) by investigating the evolutionary paths in terms of the difference between the actual effective temperature and the predicted values at FRE and FOBE at the various luminosities.

The straightforward consequence of this procedure is shown in Fig. 1 and Fig. 2, where evolutionary sequences with mass 0.8 to $4.0M_\odot$ are plotted in a “pulsational” HR diagram, where effective temperatures are scaled, for each mass and luminosity, to the appropriate FRE and FOBE, respectively. For each given mass the predicted pulsators are given by models with effective temperature falling between the blue and red edges of the pulsation region ($\text{FOBE} \geq \log T_e \geq \text{FRE}$).

Inspection of both Fig. 1 and Fig. 2 provides a general overview on the connection between pulsation and evolution. In particular, varying the mass, one derives that:

1. for masses smaller than $\sim 1.0M_\odot$ the whole evolution proceeds at effective temperature lower than FRE, and no variables are expected, unless mass-loss is driving the structures into the RR Lyrae instability region (see later);
2. for masses from $\sim 1.0M_\odot$ to $\sim 1.7M_\odot$ the effective temperature of He-burning models (“blue loops”) is cooler than FRE, so that one would expect variables only during the short-lived H-burning phase when the stars evolve redward after central hydrogen exhaustion;
3. for evolving stars with mass larger than $1.7M_\odot$ crossing of the instability strip occur both in the phase following the exhaustion of central hydrogen and during central He-burning.

Thus, if mass-loss is neglected, central He-burning pulsators with $Z=0.0004$ are expected only from stars more massive than $1.7M_\odot$ and brighter than $\log L/L_\odot \sim 2.15$.

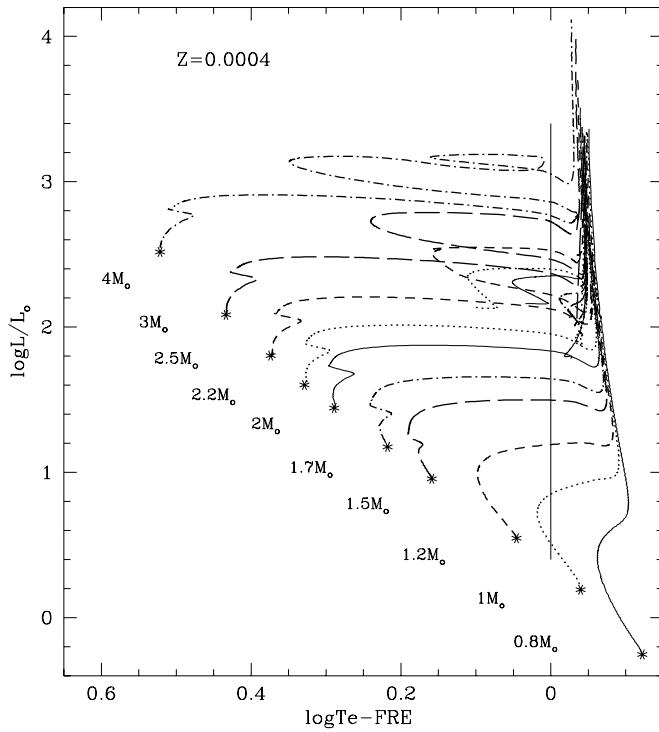


Fig. 1. Evolutionary tracks from Main Sequence to Asymptotic Giant Branch at $Z=0.0004$ and for selected stellar masses. The effective temperature is scaled to the predicted red edge (FRE) of the pulsation region. Asterisks mark the MS models for the various labelled masses.

The effect of mass-loss and the consequent appearance of low-mass central He-burning variables (i.e. RR Lyrae stars and P2Cs) deserve further comments. For masses $M > 1.0M_{\odot}$ the effects of mass loss are substantially irrelevant : even losing $0.3M_{\odot}$ by a $1.7M_{\odot}$ progenitor ($M_c=0.467M_{\odot}$) will yield a $1.4M_{\odot}$ He-burning structure which is only slightly fainter than the $1.4M_{\odot}$ model without mass-loss ($M_c=0.477M_{\odot}$, see Castellani & Degl’Innocenti (1995) for details) In contrast, a mass loss of $\sim 0.1-0.2M_{\odot}$ in less massive progenitors has dramatic consequences, moving the newly born He-burning structures to large effective temperatures, along the ZAHB locus, so that they will successively cross the instability strip.

All this is summarized in Fig.3, where we report an expanded portion of Fig. 2 showing the post He-flash, central He-burning paths of structures with mass from 2.0 to $0.8M_{\odot}$ in the absence of mass loss (solid lines), compared with the predicted boundaries of the instability region (vertical lines).The same figure shows also the evolution from the Zero Age Horizontal Branch (ZAHB: dashed line) of structures with mass $0.6-0.75M_{\odot}$ (dotted line) originated from a $0.8M_{\odot}$ progenitor.

As expected, inspection of the figure shows that the predicted luminosity of low mass ($< 0.8M_{\odot}$) pulsators increases with decreasing the mass, at variance with the mass-

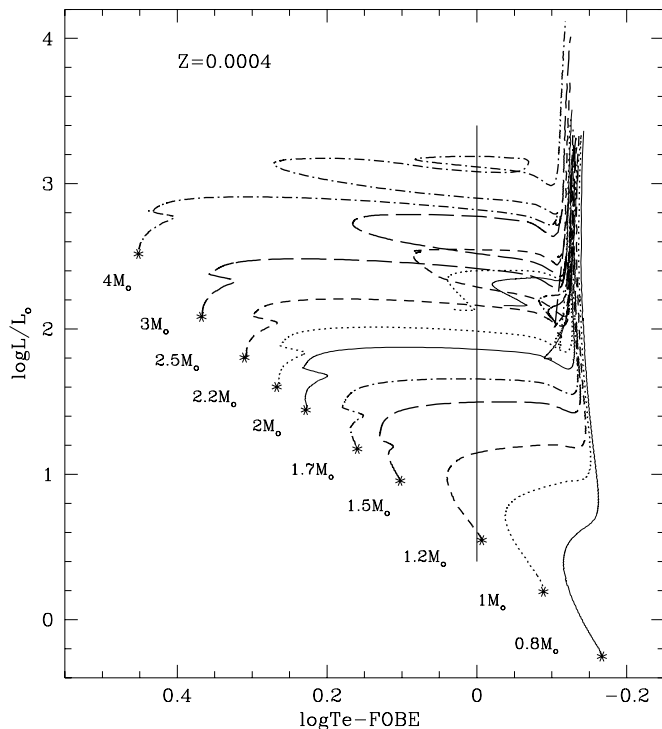


Fig. 2. As in Fig. 1, but with the effective temperature scaled to the predicted blue edge (FOBE) of the pulsation region.

luminosity relation followed by the more massive ($> 1.7M_{\odot}$) structures. As a conclusion, we can expect that

a) with $Z=0.0004$ no central He-burning pulsators are expected in the mass range $\sim 0.8-1.7M_{\odot}$;

b) outside of this forbidden range, more massive or less massive pulsators should follow distinctive period-luminosity relations as a consequence of their opposite mass-luminosity relations.

3. The Period-Luminosity distribution

By selecting the models falling within their instability strip, one can now derive the predicted period-magnitude diagram of pulsators with $Z=0.0004$ and various masses. To this purpose, we used bolometric corrections by Castelli, Gratton & Kurucz (1997) to get absolute visual magnitudes, while fundamental periods P_F are estimated for each given mass, luminosity and effective temperature by means of the relations given in the previous section.

Figure 4 shows the predicted M_V - $\log P_F$ diagram of central He-burning pulsators at the labelled masses. One finds that stars from 1.9 to $4M_{\odot}$ undergoing their radial pulsation phase define a nearly unique instability strip, independently of the occurrence of a quiet ($\leq 2.1M_{\odot}$) or a flashing ($> 2.1M_{\odot}$) He ignition. When increasing the mass,

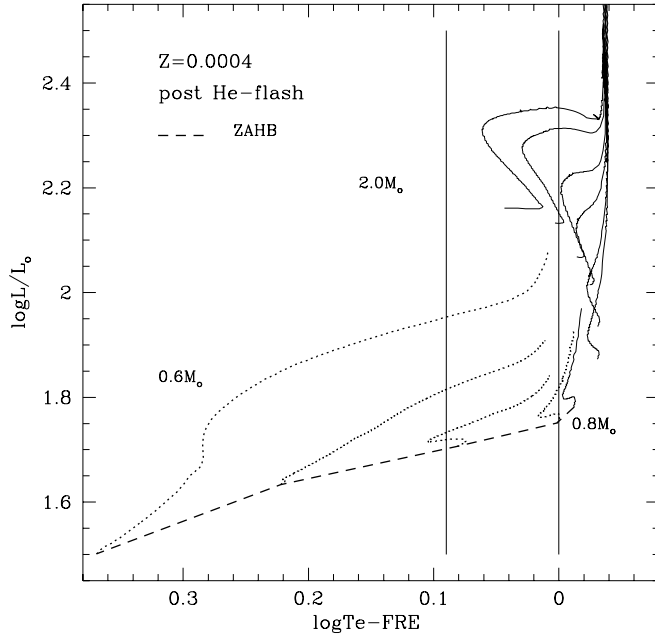


Fig. 3. Enlarged portion of Fig. 3 showing the post He-flash, central He-burning evolutionary tracks of stellar structures with mass 0.8, 1.0, 1.2, 1.5, 1.7, 1.9 and $2.0 M_{\odot}$ in absence of mass-loss during the RGB phase (solid lines). The dotted lines depict the evolution from the ZAHB (dashed line) of models with mass 0.60, 0.65, 0.70 and $0.75 M_{\odot}$ originating from a $0.8 M_{\odot}$ progenitor.

the pulsators become generally brighter and have longer periods. As shown in the figure, for these massive central He-burning pulsators with $Z=0.0004$ one can predict a lower luminosity limit of $M_{V,LE} \sim -0.5$ mag, as well as fundamental periods as short as $\log P_F \sim -0.3$. Concerning less massive pulsators evolving off their ZAHB ($M < 0.8 M_{\odot}$, see Fig. 3), Fig. 4 shows that they populate a distinct instability strip, where the magnitude becomes brighter and the period longer with decreasing the pulsator mass.

By inspection of the range of predicted (fundamental) periods and magnitudes, in the pulsators with mass $\sim 1.9-2.2 M_{\odot}$ one can easily recognize typical features of observed ACs in dwarf spheroidal galaxies (see Marconi et al. 2004), while the $0.7 M_{\odot}$ and less massive pulsators should represent RR Lyrae stars and Population II Cepheids, respectively. Note that the predicted luminosity of RR Lyrae stars ($M_V(\text{RRL}) \sim 0.5$ mag) is only ~ 1 mag fainter than the lower envelope of the massive pulsator distribution ($M_{V,LE} \sim -0.5$ mag), whereas the visual magnitude of the predicted P2C pulsators can be even brighter than $M_{V,LE}$. However, at a given period one finds ACs brighter than P2C stars, as observed. As a whole, the results plotted in Fig. 4 disclose that post-He flash structures with mass $\sim 1.9-2.2 M_{\odot}$ (i.e. AC candidates) are the natural extension

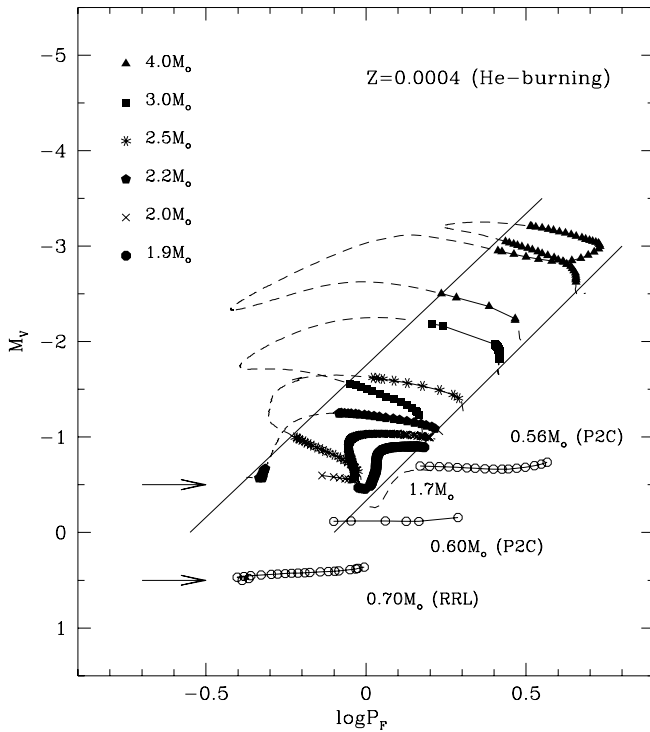


Fig. 4. Predicted absolute visual magnitude M_V versus period P_F for He-burning fundamental pulsators with $Z=0.0004$ and selected masses, in absence of mass-loss (solid symbols). The portion of the tracks out of the pulsation region is drawn with a dashed line. The solid lines show the edges of the predicted M_V - $\log P_F$ distribution, while the upper arrow marks the predicted absolute magnitude $M_{V,LE} \sim -0.5$ mag of the lower envelope of the pulsator distribution. Open symbols illustrate the behavior of the predicted RR Lyrae (RRL) and Population II Cepheids (P2C) as caused by an efficient mass-loss. The lower arrow shows the predicted absolute magnitude of RR Lyrae stars.

to fainter magnitudes of the more massive central He-burning pulsators of similar metal content.

4. The effect of metallicity

The effect of metallicity on the pulsational scenario has been investigated by repeating the above procedure but for the selected metallicity values $Z=0.0002$, 0.0006 , 0.001 , 0.004 and 0.008 , using again canonical evolutionary tracks from the Pisa Evolutionary Library. As an example, the left panels in Fig. 5 show that the minimum mass for the occurrence of massive central He-burning pulsators is passing from $1.9M_\odot$ ($Z=0.0004$) to $\sim 3.0M_\odot$ if $Z=0.004$ and to $3.6M_\odot$ when $Z=0.008$. Correspondingly the lower luminosity level is increasing from $M_V \sim -0.5$ mag to $M_V \sim -1.3$ mag ($Z=0.004$) and $M_V \sim -1.5$ ($Z=0.008$).

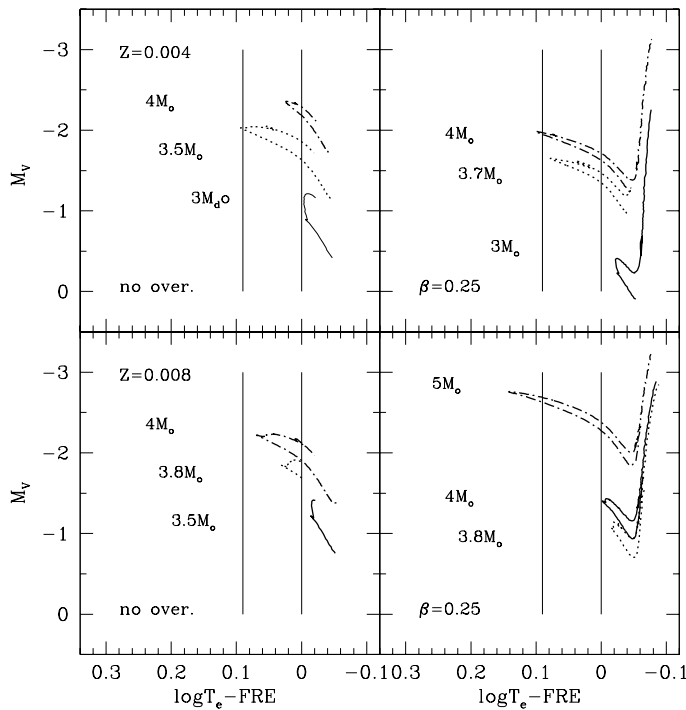


Fig. 5. Central He-burning tracks without (left panels) and with overshooting (right panels) at the labelled metal content. The effective temperatures are scaled to the predicted FRE. The solid lines depict the pulsation region.

The right panels in the same figure show that the adoption of stellar models with overshooting ($\beta=0.25$) yields larger values for the minimum mass, and consequently brighter magnitudes. One can estimate $\sim 3.3M_{\odot}$ at $M_V \sim -1.7$ and $\sim 4.0M_{\odot}$ at $M_V \sim -2.4$ mag, with $Z=0.004$ and 0.08 , respectively. Note that, since at such metal contents $M_{fl} < 2.3M_{\odot}$ (see Cassisi, Castellani & Castellani 1997), all the massive pulsators underwent a quiet ignition of central He-burning.

Figure 6 shows that the predicted period-luminosity distribution of these more metal-rich pulsators appears in good agreement with the edges of the instability strip at $Z=0.0004$ (solid lines); the only difference is that the faintest magnitudes are significantly brighter than the predicted value for $Z=0.0004$ (upper arrow in each panel), with the shortest periods increasing well above the $Z=0.0004$ value ($\log P_F = -0.3$, see Fig. 4). Moreover, since the luminosity level of RR Lyrae stars (dotted lines) is even fainter than at $Z=0.0004$ (lower arrow in each panel), the difference in magnitude between the faintest massive pulsators and RR Lyrae variables becomes larger than ~ 2.0 mag (no overshooting) or ~ 3.0 mag ($\beta=0.25$), against the value of ~ 1 mag at $Z=0.0004$.

As for mass loss, we have already presented evidence that for structures with M in the range $1-2 M_{\odot}$ the post He-flash evolution is little affected by mass-loss during the RGB phase. The effects of mass loss in more massive structures which quietly ignited

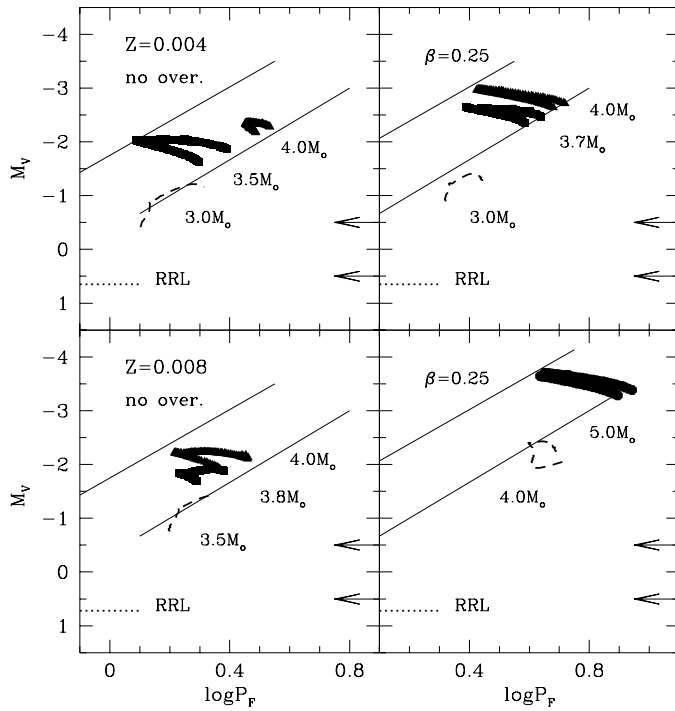


Fig. 6. As in Fig. 4, but with $Z=0.004$ and $Z=0.008$ and under different assumptions on the efficiency of overshooting. The solid lines are the same as in Fig. 4. Note that $M_{V,LE}$ is now brighter than the value predicted at $Z=0.0004$ (upper arrow in each panel), while RR Lyrae stars (dotted line) are slightly fainter (lower arrow in each panel). Moreover, the shortest period of massive pulsators ranges from $\log P_F \sim 0.10$ ($Z=0.004$, no overshooting) to ~ 0.50 ($Z=0.008$, $\beta=0.25$), which are significantly longer than the value ($\log P_F \sim -0.3$) at $Z=0.0004$.

He-burning ($\sim 3-4M_{\odot}$) has been already exhaustively discussed in the literature (see, e.g., Bertelli et al 1989) and one finds that in a metal poor $4M_{\odot}$ model even a huge amount of mass loss ($\sim 0.13M_{\odot}$) decreases the luminosity of the He burning blue loop by less than 0.1 mag (Castellani et al 2003), with little effect on the predicted pulsational scenario.

Figure 7 summarizes the results of the whole investigation, showing the predicted limiting magnitude for massive pulsators together with the magnitude of RR Lyrae stars, both as a function of the assumed metallicity over the range $Z=0.0002$ to 0.008. As a conclusion, we predict that, over this metallicity range, short period ($P \leq 3$ days) central He-burning pulsators more massive than RR Lyrae stars populate a common instability strip in the M_V - $\log P$ plane, independently of their metal content and of the occurrence of the He flash. The only discriminating parameters appear to be the faintest magnitude and the shortest period, which become fainter and shorter, respectively, as metal content decreases.

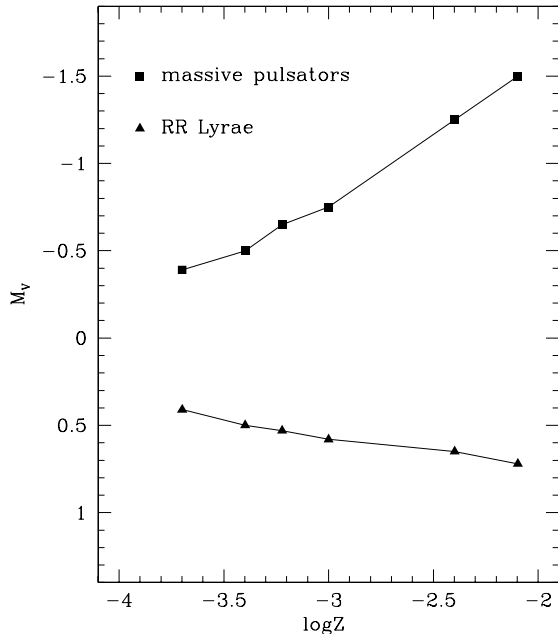


Fig. 7. The predicted limiting magnitude for massive pulsator (squares) and the magnitude of ZAHB RR Lyrae variables (triangles) as a function of the star metallicity.

In this respect, present results fully support the suggestion by Cordier et al (2003) who explain the occurrence of faint short period Cepheids in the Small Magellanic Cloud as an effect of a decreased metallicity. Here we only add that inspection of evolutionary features for metal deficient stars (see Cassisi et al. 1997) discloses that in the extreme case $Z=10^{-5}$ one expects pulsators with a continuous distribution of masses, with a lower mass limit at $\sim 1.0M_{\odot}$, $M_V \sim 0.1$ mag.

5. Comparison with observations

We can now compare theoretical predictions with the sample of variables observed in Leo A, as given by D02 but with fundamentalised periods for FO candidates. Figure 8 shows the M_V - $\log P_F$ data for variables with high quality light curves, assuming a visual distance modulus $\mu_V=24.6$ mag as derived from the mean magnitude $\langle V \rangle=25.1$ mag of the observed RR Lyrae stars and the predicted absolute value of 0.5 mag for $Z=0.0004$ (see Fig. 4). The solid lines depicting the instability strip in Fig. 4 are repeated here. One finds that predictions and observations appear in reasonable agreement, both for the instability edges as well as for the evidence that bright pulsators show a limiting magnitude of ~ -0.5 mag.

The comparison with selected evolutionary tracks shows that Cepheids in Leo A should have masses from ~ 1.9 to $3M_{\odot}$, where the lower limit is the theoretical prediction

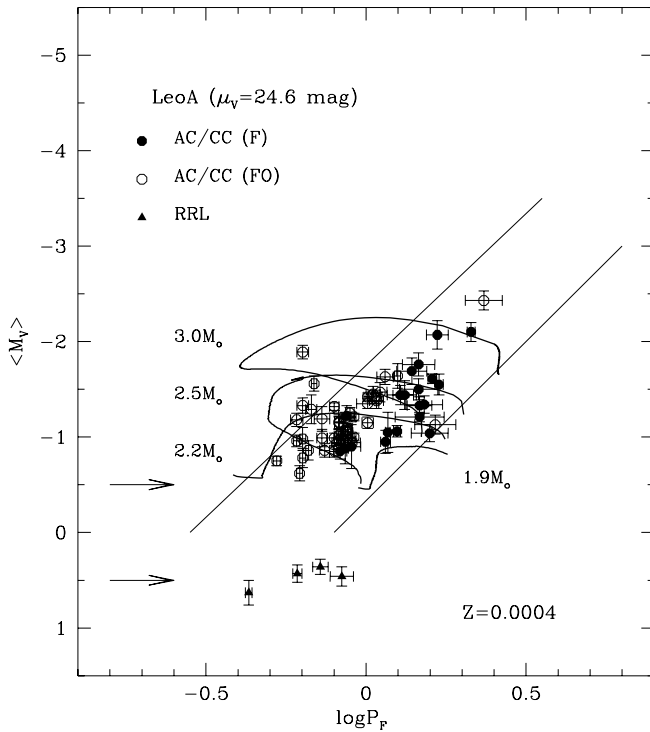


Fig. 8. Observed Cepheids (dots) and RR Lyrae stars (triangles) in Leo A as compared with the predicted edges of the instability strip in the M_V - $\log P_F$ plane (solid lines). The period of first-overtone pulsators is fundamentalised. The arrows depict the theoretically predicted magnitude of the faintest Cepheids ($M_{V,LE} \sim -0.5$ mag) and of RR Lyrae stars ($M_V(\text{RRL}) \sim 0.5$ mag) at the Leo A metal content ($Z=0.0004$). Selected evolutionary tracks are also drawn.

for the occurrence of pulsators, whereas the upper limit is only indicating the lack of more massive evolving stars. Thus the Leo A variables beautifully confirm that the distribution in the M_V - $\log P$ diagram of massive pulsators which experienced the He flash is the natural extension of the distribution of more massive pulsators characterized by a quiet He ignition, at least for masses $M \leq 4.0M_\odot$.

As a relevant point, one finds that the discussed dependence on the metallicity appears supported by observational data. A reasonable agreement with theory is indeed obtained for Sextans A, which is one of the lowest metallicity ($Z \sim 0.001$) galaxies with observed Classical Cepheids (see Dolphin et al. 2003). Adopting the visual distance modulus provided by the authors, we show in Fig. 9 that the absolute magnitude of the variables ranges from $M_V \sim -2.5$ mag to ~ -0.75 mag, the latter being the limit predicted by theory for the metallicity of the galaxy. As shown in the figure, in this case one predicts a minimum mass of the order of $\sim 2.5M_\odot$, larger than inferred from the variables in Leo A, thus suggesting that all the Cepheids in Sextans A had a quiet He-burning ignition.

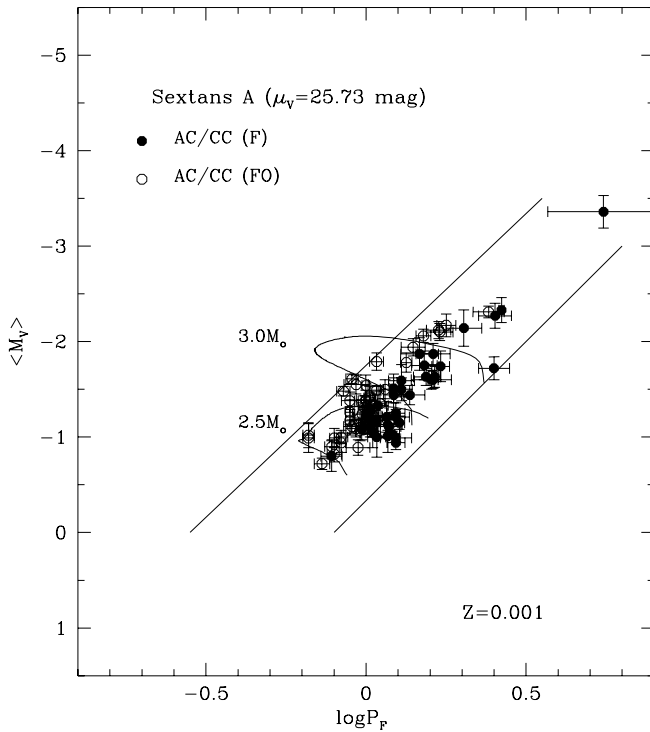


Fig. 9. As in Fig. 8, but with Classical Cepheids in Sextans A and for $Z=0.001$.

Before closing this section, let us show in Fig. 10 the comparison between our predictions with $Z=0.0004$ and data for well-recognized ACs in dwarf spheroidal galaxies, using the distance moduli provided by the various authors (see Marconi et al. 2004 for references). As a whole, one finds a reasonable agreement as far as the edges of the instability strip are concerned. However, if the distance moduli provided in the literature are reliable, several variables appear significantly fainter than the predicted limiting magnitude at $Z=0.0004$ (~ -0.5 mag, see arrow), an occurrence which cannot be explained in terms of smaller mass at such a metal content (see Fig. 4). Moreover, the study by Marconi et al. (2004) does suggest values as low as $\sim 1.25M_{\odot}$, as inferred by the analysis of intrinsic colors and visual amplitudes. According to the results presented in the present paper, namely the decrease of the minimum mass and luminosity when decreasing the metal content, the faintest ACs plotted in Fig. 10 suggest the occurrence of variables with metal contents lower than $Z=0.0004$.

6. Concluding remarks

In the current literature, the term “Anomalous” Cepheids is widely adopted to indicate variables brighter than RR Lyrae stars and with periods $P \leq 2$ days, as repeatedly observed in dwarf spheroidal galaxies of the Local Group and, more in general, in metal-deficient stellar systems hosting not-too-old stellar populations. However, in a recent study (Dolphin et al. 2002) it has been suggested that variables with such features,

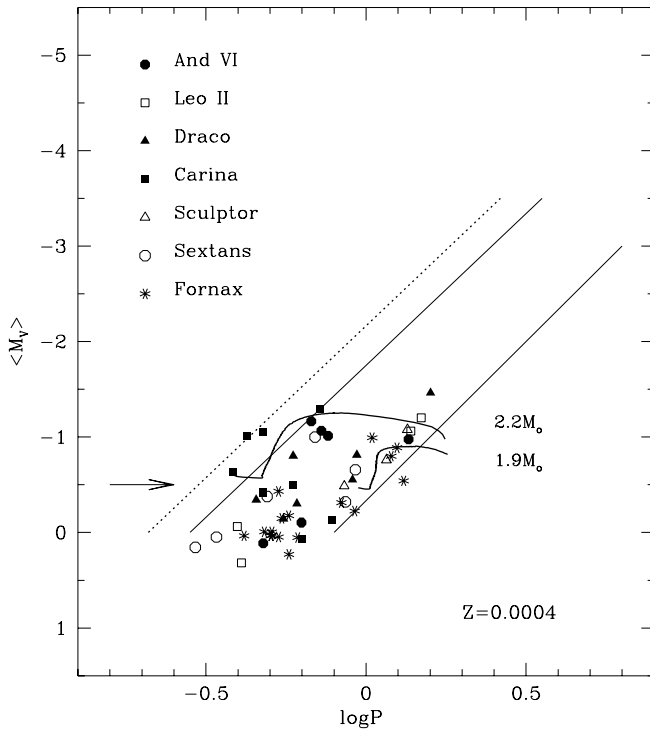


Fig. 10. Observed Anomalous Cepheids in dwarf spheroidal galaxies as compared with the predicted edges of the instability strip in the M_V - $\log P$ plane. The solid lines refer to fundamental edges and are the same as in Fig. 4. In order to account for the occurrence of first-overtone pulsators, the blue limit is shifted by $\delta \log P = -0.13$ (dotted line). The arrow depicts the theoretically predicted magnitude of the faintest Cepheids ($M_{V,LE} \sim -0.5$ mag) at $Z=0.0004$. The selected evolutionary tracks are drawn with their fundamental period.

as observed in the metal-poor dwarf irregular galaxy Leo A, can represent the natural extension to low metallicity of the sequence of Classical Cepheids, rather than be classified as Anomalous Cepheids.

Starting from such a suggestion, we have studied the theoretical scenario for $Z=0.0004$ to 0.008 central He-burning pulsators with mass $\leq 4M_{\odot}$, as based on updated pulsation and evolution models. On this ground, the predicted edges of the pulsation region are derived, suggesting that $P \leq 3$ days central He-burning pulsators more massive than RR Lyrae stars populate an almost unique instability strip, independently of whether they ignited He-burning quietly or flashing, and of their metal content. The very discriminating parameter is the minimum mass for the occurrence of these bright variables, and consequently their faintest magnitude and shortest period which becomes brighter and longer when moving from $Z=0.0004$ to 0.008.

The comparison of predictions with observed variables in Leo A ($Z \sim 0.0004$) and Sextans A ($Z \sim 0.001$) discloses a quite fair agreement, either for what concerns the

distribution of the variables in the M_V - $\log P$ plane and the limiting magnitudes and periods. On this basis, present results *do* confirm that the so-called “Anomalous” Cepheids are the natural extension of the “Classical” Cepheids to lower metallicities, where the evolution of less massive stars intersects the pulsation region, producing pulsators with fainter magnitudes and shorter periods.

As a conclusion, not surprisingly one finds that going outside our own Galaxy the current classification of bright variables tends to be rather misleading. This because the classical dichotomy observed in the Milky Way, old and metal-poor stellar populations against young and metal-rich ones, is vanishing. The problem we are dealing with is indeed caused by the extragalactic evidence of rather young but metal-poor populations with their pulsating instabilities. Following early discussions (see, e.g. Castellani 1986), there is now an increasing consensus in extending the term of Population II to all metal poor populations, independently of their age. In this context, there is no reason to still call “Anomalous” the massive bright pulsators observed in metal deficient stellar systems. Wishing to retain the term “Cepheids” for pulsators brighter than RR Lyrae stars, and considering that the only distinctive factor is the pulsator mass, it would be possibly better to make clear the evolutionary status of the variables, using the term “HB Cepheids” (HBC) for low mass Cepheids with ZAHB progenitors (Population II Cepheids in the current nomenclature), whereas the so called “Anomalous” should be simply regarded as bona fide metal-poor, low-mass Classical Cepheids.

Finally, even though detailed synthetic simulations are needed to account for the star evolutionary lifetimes, we suggest that the observed faintest Cepheids could yield a straightforward distance estimate to the hosting stellar system, provided that no significant metallicity dispersion is present, the metal content is well-known and no completeness problem is affecting the Cepheid sample. We should add that, since the RR Lyrae luminosity decreases with increasing metallicity, the observed difference in magnitude between the faintest Cepheids and RR Lyrae stars with similar metal content is predicted to be a function of the metal content, increasing from ~ 1 mag ($Z=0.0004$) to ~ 2.2 mag and 3.2 mag (at $Z=0.008$ without overshooting and with $\beta=0.25$, respectively), thus providing a useful metal content indicator.

7. Acknowledgments

We warmly thank Giuseppe Bono and Steven Shore for useful suggestions and a careful reading of the manuscript. We also thank an anonymous referee for his/her useful comments which have considerably improved the paper. Financial support for this work was provided by the scientific project “Stellar Populations in Local Group Galaxies” from MIUR-Cofin 2002 (P.I. Monica Tosi). Model computations made use of resources

granted by the “Consorzio di Ricerca del Gran Sasso”, according to Project 6 “Calcolo Evoluto e sue Applicazioni (RSV6) - Cluster C11/B”

References

- Baldacci, L., Matonti, F., Rizzi, L. et al. 2004, *MmSAI*, 75, 126
- Bertelli G., Chiosi C., Bertola, F. 1989, *ApJ*, 339, 889
- Bono, G., Caputo, F., Castellani, V., Marconi, M. 1997a, *A&AS*, 121, 327
- Bono, G., Caputo, F., Santolamazza, P., Cassisi, S., Piersimoni, A. 1997b, *AJ*, 113, 2209
- Bono, G., Caputo, F., Castellani, V., Marconi, M. 1999, *ApJ* 512, 711
- Bono, G., Groenewegen, M. A. T., Marconi, M., Caputo, F. 2002, *ApJ*, 574, 33
- Caputo, F., Degl’Innocenti, S. 1995, *A&A*, 298, 833
- Cariulo, P., Degl’Innocenti, S., Castellani, V. 2003, *A&A*, in press
- Cassisi, S., Castellani, M., Castellani, V. 1997, *A&A*, 317, 108
- Castellani, V. 1986, *Progress of Cosmic Physics*, 9, 317
- Castellani, V. & Degl’Innocenti, S. 1995, *A&A* 298, 827
- Castellani, V., Degl’Innocenti, S., Marconi M., Prada Moroni P.G., Sestito P. 2003, *A&A*, 404, 645
- Castelli, F., Gratton, R. & Kurucz, R. 1997, *A&A*, 318, 841
- Chiosi, C., Wood, P.R., & Capitanio, N. 1993, *ApJS*, 86, 541
- Cordier, D., Goupil, M. J., Lebreton, Y. 2003, *A&A*, 409, 491
- Da Costa, G. S., Armandroff, T. E. & Caldwell N. 2002, *AJ*, 124, 332
- Dall’Ora, M., Ripepi, V., Caputo, F. et al. 2003, *AJ*, 126, 197
- Di Criscienzo, M., Marconi, M., Caputo, F. 2004, *ApJ*, submitted
- Dolphin, A., Saha, A., Claver, J. et al. 2002, *AJ*, 123, 3154 (D02)
- Dolphin, A., Saha, A., Skillman, E.D. et al. 2003, *AJ*, 125, 1261
- Marconi, M., Caputo, F., Di Criscienzo, M. & Castellani, M. 2003, *ApJ*, 596, 299
- Marconi, M., Fiorentino, G. & Caputo, F. 2004, *A&A* 417, 1101
- Mateo M. 1998, *ARA&A*, 36, 435
- Pritzl, B., Armandroff, T., Jacoby, G. & Da Costa G. 2002, *AJ* 124, 1464
- Siegel, M. H. & Majewski, S. R., 2000, *AJ* 120, 284
- Wallerstein, G. 2002, *PASP*, 114, 689