

## Meeting the Cool Neighbors VIII: A preliminary 20-parsec census from the NLTT catalogue

I. Neill Reid<sup>1</sup>

*Space Telescope Science Institute, 3700 San Martin Drive, Baltimore, MD 21218; and  
Department of Physics and Astronomy, University of Pennsylvania, 209 South 33rd Street,  
Philadelphia, PA 19104; inr@stsci.edu*

Kelle L. Cruz<sup>1</sup>, Peter R. Allen<sup>1</sup>, F. Mungall<sup>1</sup>

*Department of Physics and Astronomy, University of Pennsylvania, 209 South 33rd Street,  
Philadelphia, PA 19104*

D. Kilkenny

*South African Astronomical Observatory, P.O. Box 9, Observatory 7935, South Africa*

James Liebert<sup>1</sup>

*Department of Astronomy and Steward Observatory, University of Arizona, Tucson, AZ 85721*

Suzanne L. Hawley, Oliver Fraser, Kevin Covey

*Department of Astronomy, University of Washington, Seattle, WA 28195*

Patrick Lowrance<sup>1</sup>, J. Davy Kirkpatrick

*IPAC, California Institute of Technology, Pasadena, CA 91125*

Adam J. Burgasser

*University of California, Los Angeles,*

### ABSTRACT

Continuing our census of late-type dwarfs in the Solar Neighbourhood, we present BVRI photometry and optical spectroscopy of 800 mid-type M dwarfs drawn from the NLTT proper motion catalogue. The targets are taken from both our own cross-referencing of the NLTT catalogue and the 2MASS Second Incremental release, and from

---

<sup>1</sup>Visiting Astronomer, Kitt Peak National Observatory, NOAO, which is operated by AURA under cooperative agreement with the NSF.

the revised NLTT compiled by Salim & Gould (2003). All are identified as nearby-star candidates based on their location in the  $(m_r, (m_r - K_S))$  diagram. Three hundred stars discussed here have previous astrometric, photometric or spectroscopic observations. We present new BVRI photometry for 101 stars, together with low resolution spectroscopy of a further 400 dwarfs. In total, we find that 241 stars are within 20 parsecs of the Sun, while a further 70 lie within  $1\sigma$  of our distance limit.

Combining the present results with previous analyses, we have quantitative observations for 1910 of the 1913 candidates in our NLTT nearby-star samples. Eight hundred and fifteen of those stars have distance estimates of 20 parsecs or less, including 312 additions to the local census.

With our NLTT follow-up observations essentially complete, we have searched the literature for K and early-type M dwarfs within the sampling volume covered by the 2MASS Second Release. Comparing the resultant 20-parsec census against predicted numbers, derived from the 8-parsec luminosity function, shows an overall deficit of  $\sim 20\%$  for stellar systems and  $\sim 35\%$  for individual stars. Almost all are likely to be fainter than  $M_J=7$ , and at least half are probably as-yet undiscovered companions of known nearby stars. Our results suggest that there are relatively few missing *systems* at the lowest luminosities,  $M_J > 8.5$ . We discuss possible means of identifying the missing stars.

*Subject headings:* stars: low-mass, brown dwarfs; stars: luminosity function, mass function; Galaxy: stellar content

## 1. Introduction

It is by now a cliché (particularly after this set of papers) that M dwarfs are the most populous members of the Galactic Disk. M subdwarfs probably dominate the Galactic halo to a similar extent. It is also now well established that the most recently-published local census, the Third Catalogue of Nearby Stars (Gliese & Jahreiss, 1991, CNS3), becomes incomplete for early-type dwarfs at a distance of  $\sim 20 - 22$  parsecs, and is barely complete within 5 parsecs for spectral types later than M6 (Reid, Gizis & Hawley, 2002 - PMSU4; Henry *et al.*, 2003). Thus, while Hipparcos (ESA, 1997) has given us a complete catalogue of over 1000 G dwarfs within 30 parsecs of the Sun, the statistical properties of dwarfs like Proxima Cen rest on observations of a volume-complete sample of a mere half-dozen stars.

We are using data from the 2-Micron All-Sky Survey (2MASS) (2MASS: Skrutskie *et al.*, 1997) to address this issue in a project carried out under the auspices of the NASA/NSF NStars Initiative. Our goal is to compile a statistically complete census of late-type dwarfs (spectral types late-K, M and L) within 20 parsecs of the Sun. With the publication of the eighth paper in this series,

we provide an assessment of progress toward that goal and map out likely developments in the immediate future.

So far, we have employed two distinct, complementary techniques to identify unrecognised constituents of the immediate Solar Neighbourhood: first, we have used near-infrared photometry to identify ultracool dwarfs (spectral types M7 and later) directly from the 2MASS database; second, we have searched for nearby early- and mid-type M dwarfs by cross-referencing stars in the NLTT proper motion catalogue (Luyten, 1980) against the 2MASS data. We have pursued both avenues of exploration in parallel. In both cases, our analysis to date is restricted to the 48% of the sky covered by the 2MASS Second Incremental Release (hereinafter, the 2M2nd), with only limited coverage of regions within 10 degrees of the Galactic Plane.

Ultracool dwarfs can be identified directly from 2MASS data alone since they have distinctively red near-infrared colours, with  $(J-K_S)$  increasing from a colour of  $\sim 1.0$  mag at spectral type M7.5 to  $> 1.8$  mag for late-type L dwarfs, until the onset of significant methane absorption reverses this trend in L8 dwarfs at temperatures of 1300-1400K (Tsuji, 1964; Kirkpatrick *et al.*, 1999; Golimowski *et al.*, 2004). We have used the location of 2MASS point sources in both the  $(J, (J-K_S))$  colour-magnitude diagram and in the two-colour  $(J-H)/(H-K_S)$  to select candidates for dwarfs within 20 parsecs of the Sun. The results from this thread of our project are published as follows:

- Paper IV (Reid *et al.*, 2002) presents the initial result from the ultracool survey, the identification of an M8 dwarf within 6 parsecs of the Sun.
- Paper V (Cruz *et al.*, 2003) provides a thorough description of the selection criteria used to compile the ultracool sample (the 2MU2 sample), and discusses optical spectroscopy of 298 candidates. The 2MU2 sample is limited to  $|b| > 10^\circ$ , and specifically excludes areas near star-formation regions.
- Paper VI (Reid, 2003) represents a first attempt to extend photometric ultracool surveys to the Galactic Plane, with only limited success.
- Paper IX (Cruz *et al.*, 2004) presents observations of the remaining 2MU2 targets accessible to optical spectroscopy on 4-metre class telescopes, discusses sample completeness and derives the luminosity function for spectral types M8 to L7.

Building on these results, we have used analysis of the 2MASS All-Sky data Release to compile an all-sky high-latitude ( $|b| > 15^\circ$ ) sample of ultracool dwarfs. Follow-up observations of that sample are almost complete, and the initial results, based on optical spectroscopy, will be presented in Paper X in this series. In addition, we have obtained infrared spectroscopy of the faintest ultracool candidates from both samples, and those results will be presented in Paper XI.

Early- and mid-type M dwarfs do not possess the easily recognisable near-infrared colours of ultracool dwarfs, so additional information is required to segregate the nearby stars among the

$10^8$  sources in the 2M2nd point-source catalogue. Proper motion offers a well-trying method of identifying stars in the vicinity of the Sun. The most extensive proper motion catalogues currently available are those compiled by W. Luyten using photographic material, primarily plates taken with the 48-inch Palomar Oschin Schmidt. For a variety of reasons, principally the limited information offered by the catalogued photometry, these resources have been little exploited. However, Monte-Carlo simulations based standard disk kinematics (PMSU4) show that between 88 and 90% of stars within 20 parsecs are expected to have motions  $\mu > 0.18'' \text{ yr}^{-1}$ , the proper motion limit of Luyten’s NLTT survey. We have therefore cross-referenced the NLTT catalogue against the 2MASS database, and searched for nearby-star candidates using the optical-infrared colours derived by combining Luyten’s red magnitudes,  $m_r$ , with the 2MASS JHK<sub>S</sub> photometry. The results from this second thread have appeared as follows:

- Paper I (Reid & Cruz, 2002) outlines the optical/near-infrared colour-magnitude criteria that have been used to identify candidate nearby stars. Based on those criteria, we selected two parent samples of NLTT dwarfs, limiting the analysis to  $|b| > 10^\circ$ : NLTT1, consisting of 1237 NLTT stars with 2M2nd counterparts within 10 arcseconds of the predicted NLTT location; and stars not included in the NLTT1 sample, but which have 2M2nd sources within 60 arcseconds of the predicted position. Literature data were compiled for 469 stars, and distance estimates derived using (V-I), (I-J) and (V-K<sub>S</sub>) colour-magnitude relations. We place X of those stars within 20 parsecs of the Sun.
- Paper II (Reid, Kilkenny & Cruz, 2002) presents BVRI photometry of 180 southern NLTT1 stars and the corresponding photometric parallax estimates. Y stars have formal distances estimates less than 20 parsecs.
- Paper III (Cruz & Reid, 2002) describes spectroscopic observations of seventy NLTT dwarfs, and summarises the techniques adopted to derive both spectral types and spectrophotometric parallax. X stars fall within our 20 parsec distance limit.
- Paper VII (Reid *et al.*, 2003) includes photometric and spectroscopic observations of 453 dwarfs from the NLTT1 sample; we find that 111 of those stars are likely to lie within 20 parsecs of the Sun.
- The present paper completes our NLTT survey, presenting photometric and spectroscopic observations and distance estimates for not only the remaining stars in the NLTT1 sample, but also for candidate nearby stars from two other NLTT samples, NLTT2 and NLTT3, where the latter is derived from Salim & Gould’s (2003) revised NLTT catalogue.

We do not propose to extend our NLTT-based survey to cover the full celestial sphere by extending analysis to the 2MASS All-Sky data release - with observations of half the sky, we have sufficient numbers for statistically-significant analyses of the intrinsic properties of K- and M-type dwarfs. However, as discussed in more detail in the concluding sections of this paper, we are exploring the

potential for using other techniques to identify nearby early- and mid-type M dwarfs that lie within the area covered by the 2M2nd data release, but are not in the NLTT catalogue.

Previous papers in the NLTT series have concentrated on follow-up observations of the NLTT1 sample. 23,795 of the 58,818 NLTT stars meet this criterion; distance estimates for 1090 of the 1237 NLTT1 nearby-star candidates are given in Papers I-VII. The current paper completes observations of that sample, and extends coverage to nearby-star candidates from two other NLTT-based samples. First, as described in Paper I, the NLTT1 stars exhibit distinct ‘holes’ in their  $(\alpha, \delta)$  - notably near the North Celestial Pole and the South Galactic Pole. Many of the unmatched NLTT stars in those holes have 2M2nd sources within 60 arcseconds (see Figure 3 in Paper I), suggesting the presence of systematic offsets in the NLTT astrometry. The latter stars, together with NLTT/2MASS pairs lying at low latitude ( $|b| < 10^\circ$ ), constitute the NLTT2 sample.

Second, we have taken advantage of the independent analysis of the NLTT catalogue by Salim & Gould (2003 - SG03). As with our own study, these authors match NLTT stars against the 2M2nd database, although their analysis is limited to regions which overlap the POSS I survey (effectively,  $\delta > -33^\circ$ ). SG03 have gone to considerable length to correct typographical errors in the original catalogue, and they recover 97% of the NLTT dwarfs brighter than  $m_r=17$  and 85% to  $m_r=18$ . Coupled with their analysis of Hipparcos and Tycho data for brighter stars (Gould & Salim, 2003), the revised NLTT catalogue (rNLTT) includes data for 28379 stars with infrared photometry from the 2M2nd database. Covering almost the same ground as our own survey, the rNLTT provides both independent verification of our NLTT1 and NLTT2 samples, and a means of identifying new candidates. We have therefore compiled a third list of candidate nearby stars, the NLTT3 sample, by applying our  $(m_r, (m_r-K_S))$  selection criteria to the rNLTT.

The present paper is organised in the following manner: Section 2 describes the NLTT2 sample in more detail, summarising previously-published photometric and spectroscopic data available for those stars. Section 3 provides a similar function for the NLTT3 sample. New BVRI photometric observations of stars from both samples are presented in §4, while §5 presents optical spectroscopy of stars from all three samples, NLTT1, NLTT2 and NLTT3. Combining all of these results, we can derive reliable distance estimates for 1910 of the 1913 NLTT nearby-star candidates. Section 6 expands the discussion to include early-type M and K dwarfs, drawn from the NLTT and other catalogues, and combines all of the datasets to give a 20-parsec census for the part of the sky covered by the 2M2nd. We discuss the statistical properties of the resulting catalogue, notably the luminosity function and the binary fraction, in §7 and compare those properties against similar data for the northern 8-parsec sample (Paper IV) and for the 25-parsec bright-star census compiled by PMSU4. Section 8 outlines possible methods for identifying additional stars within our 20-parsec limit, and the final section, §9, presents our conclusions.

## 2. The NLTT2 Sample

### 2.1. Defining the sample

Approximately 34,000 NLTT stars either lack a 2M2nd source within 10 arcseconds of the predicted position, or lie within 10 degrees of the Galactic Plane. These stars are not included in the NLTT1 sample, and the overwhelming majority lie beyond the bounds of the 2M2nd. However, expanding the search radius to 60 arcseconds for proper motion stars with  $|b| > 10^\circ$  results in matches between 5720 NLTT stars and 25305 2MASS sources. We have also cross-referenced the two catalogues at lower Galactic latitudes, but with the search radius limited to 10 arcseconds to minimise confusion. A total of 886 NLTT dwarfs are matched against 1951 2MASS sources. The final NLTT2 sample is derived by combining these two datasets.

Most of the pairings generated by this exercise are obviously spurious - with a search radius of 60 arcseconds, many NLTT stars are matched against six or more separate 2MASS sources, even at moderate Galactic latitudes. We have trimmed the list by applying the  $(m_r, (m_r - K_S))$  colour-magnitude selection criteria outlined in Paper I. This reduces the sample to 1468 NLTT/2MASS pairs with colours consistent with nearby M dwarfs, but many of those pairings have incompatible near-infrared colours. Figure 1 plots the  $((m_r - J)/(J - K_S))$  and  $((J - H)/(H - K_S))$  two-colour diagrams for all 1468 candidates. The latter diagram also shows the locii of main-sequence dwarfs and red giants, and we have outlined schematically the regions occupied by dwarfs later than spectral type  $\approx M3$  ( $(H - K_S) \geq 0.19$ ). There are obviously many mismatched red giants among the current candidates, which is not surprising given that this dataset includes many NLTT dwarfs close to the Plane. Eliminating pairs which have JHK<sub>S</sub> colours inconsistent with M or L dwarfs reduces the NLTT2 candidate list to 514 targets.

Thirty-seven of the remaining 514 candidates fall in the L dwarf segment of the JHK<sub>S</sub> diagram, although most lie suspiciously close to the giant sequence. Unfortunately, all of these candidates are found in implausible locations in the  $(m_r - J)/(J - K_S)$  diagram, with most having implausibly blue  $(m_r - J)$  colours, so we have not succeeded in finding an L dwarf in the NLTT catalogue. These are likely to be mismatches to late-type red giants, lying on the redder edge of the giant sequence in the JHK<sub>S</sub> diagram. We have eliminated all 34 accordingly. Visual inspection of 2MASS and POSS/UKST sky survey photographic images shows that a further 111 pairings are mis-matches, either between components in a common proper-motion binary or with a random field star. Thus, the final NLTT2 includes 369 candidate nearby M dwarfs. Of these, 117, or approximately one-third, lie within 10 degrees of the Plane.

### 2.2. Known nearby stars

A substantial number of NLTT2 stars are already known as denizens of the immediate Solar Neighbourhood. One hundred and nineteen stars are included in the CNS3, and most of these

were observed as part of the Palomar-Michigan State University Spectroscopic survey (Reid, Hawley & Gizis, 1995 - PMSU1; Hawley, Gizis & Reid, 1996 - PMSU2). Other stars have published spectroscopy, multicolour photometry or even trigonometric parallax measurements. Those measurements are sufficient to allow reliable distance estimation for 168 of the 369 NLTT2 candidate nearby stars.

Distances are based on the following sources: 65 stars were either observed directly by Hipparcos or are companions of brighter stars with Hipparcos data, and have milliarcsecond-accuracy trigonometric parallaxes. A further 48 stars have ground-based trigonometric parallaxes, including forty-one with measurements accurate to  $\frac{\sigma_\pi}{\pi} < 0.15$ . One hundred and twelve NLTT2 stars have published VRI photometry and an additional 56 stars have BV photometry, allowing photometric parallaxes to be estimated using the colour-magnitude relations given in Paper I. Finally, 110 stars have published spectroscopy and spectroscopic parallax estimates. Table 1 collects the available data and summarises the resulting distance estimates. Ninety-six of the 168 stars in this table have formal distance estimates less than 20 parsecs, while a further 12 stars lie within  $1\sigma$  of the 20-parsec limit.

### 3. The NLTT3 Sample

#### 3.1. Defining the sample

We have selected nearby star candidates from the rNLTT (Salim & Gould, 2003) using the same  $(m_r, (m_r - K_S))$  colour-magnitude criteria employed in constructing the NLTT1 and NLTT2 samples. A total of 1908 stars meet those criteria, including 1523 stars that are already included in either the NLTT1 or NLTT2 samples. We have cross-referenced the latter stars against our own results, and find no discrepancies - that is, both our analysis and the rNLTT match the NLTT dwarfs against the same 2M2nd sources. This includes several cases where that match is incorrect, as discussed further below. The remaining 385 stars are the base NLTT3 sample. A number of those candidates, however, have optical/near-infrared colours that are inconsistent with those of late-type dwarfs.

The rNLTT supplements the red and photographic magnitudes given in the original NLTT with photometry from a variety of sources, notably the USNOA catalogue (Monet *et al.*, 1998) and the Tycho database (Høg *et al.*, 2000). SG03 use those additional data to estimate V magnitudes for each source. Figure 2 plots colour-colour diagrams for all 1908 colour-selected rNLTT stars. The majority have near-infrared colours consistent the M dwarf sequence, but a number of sources are unexpectedly blue in either (V-J) or (J- $K_S$ ) for the inferred  $(m_r - K_S)$ .

We have identified 46 of the 1908 rNLTT nearby-star candidates which meet at least one of the following criteria:

$$(m_r - K_S) > 14.44(J - K_S) - 4.44$$

$$(m_r - K_S) > 0.91(V - J) + 3.09$$

These linear relations are plotted in Figure 2. We have checked each outlier using both 2MASS images, provided by the Infrared Source Archive (IRSA), and digitised scans of the POSS/UKST sky survey plates maintained at Canadian Data Center, and our conclusions are listed in Appendix I. In a number of cases, the fault lies with either the NLTT photometry or the 2MASS data (usually saturation in the 2M2nd) and, generally, those stars are retained in our observing program. However, the majority are mis-identifications or merged images. In most cases, the mismatched stars are from common proper-motion binary systems, where the fainter optical component (often a white dwarf) has been matched against 2MASS data for the primary, resulting in an apparently-red ( $m_r$ - $K_S$ ) colour. SG03 explicitly identified this as a potential issue in using the rNLTT, and some of the same mis-matches were in our original NLTT1 sample.

Overall, the rNLTT has a false identification rate of only  $\sim 1\%$  (SG03). However, our selection criteria, targeting sources with the reddest ( $m_r$ - $K_S$ ) colours, are ideally suited for turning up mismatched optical/near-infrared sources. We have therefore used the IRSA 2MASS images and photographic sky-survey data to verify that the base NLTT3 candidates are matched correctly. Appendix II lists a further 63 entries from the rNLTT which either are mismatches with the incorrect 2MASS source or have unreliable ( $m_r$ - $K_S$ ) colours due to the close proximity of another star (usually a binary companion). Combining appendices I and II, 78 stars in the base NLTT3 sample are eliminated, giving a final target list of 307 nearby-star candidates from the rNLTT.

### 3.2. Known nearby stars

Many NLTT3 stars have previous observations, and we can estimate reliable distances in 151 cases, almost half the sample. The relevant data for those stars are given in Table 2. Ninety-seven stars have trigonometric parallax data, including 68 stars with either direct Hipparcos astrometry or Hipparcos measurements of bright companions. One hundred and forty-eight stars have at least V-band photometry, including eighty with V(R)I measurements. We have estimated photometric parallaxes for these systems using the colour-magnitude relations defined in Paper I, combining individual estimates (including trigonometric data, as appropriate) using the precepts outlined in Paper VII.

Two stars require particular comment. LP 320-16 (G 148-47) and G 148-48 form a binary system, separation  $\sim 4.5$  arcseconds. Fleming (1998) obtained VI photometry of this system as part of his follow-up observations of candidate nearby M dwarfs from the ROSAT catalogue. He derived a photometric distance of 11.2 parsecs for G 148-47, using the linear ( $M_V$ , (V-I)) calibration derived by Stobie, Ishida & Peacock (1989). However, no allowance was made for the presence of G148-48, which was included in the photometric aperture (Fleming, priv. comm. 2003). We assume Fleming’s measurements provide joint photometry of the two stars. Based on inspection



of the POSS II images and the 2MASS near-infrared photometry<sup>1</sup>, the two stars have very similar magnitudes and colours, and we assume equal magnitudes in calculating the V magnitudes listed in Table 2. The revised distance estimate for the system is  $\sim 12.5$  parsecs.

Eighty-six stars from Table 2 are listed in the CNS3, including 51 that we place within 20 parsecs of the Sun. In total, 63 stars (in 62 systems) have formal distance estimates less than 20 parsecs, while 13 stars (from 12 systems) lie within  $1\sigma$  of the 20-parsec distance limit.

#### 4. New photometric observations

Photometric follow-up observations of stars from both the NLTT2 and NLTT3 samples were obtained between 2001 December and 2002 July, using the St. Andrews photometer on the 1 metre telescope at the Sutherland station of the South African Astronomical Observatory. As discussed in more detail in Paper II and Paper VII, that photometer is equipped with a Hamamatsu R943-02 GaAs photomultiplier, and observations were made using a Johnson-Cousins BVRI filter set. Most measurements used a  $21''$  diameter aperture, with a  $31''$  aperture employed for conditions of poor seeing. The relatively large aperture sizes lead to the inclusion of other stars in a few cases, as noted further below.

The observations were reduced using identical methods to those outlined in Papers II and VII (see also Kilkeny *et al.*, 1998). The photometry was calibrated using both E-region standards (Cousins, 1973; Menzies *et al.*, 1989) and redder standards from Kilkeny *et al.* None of the program stars have previous observations, but we have demonstrated that our photometry is consistent with the standard Cousins systems to better than 1%. The formal uncertainties of our program star measurements seldom exceed 2%, and uncertainties in the derived photometric parallaxes are dominated by the intrinsic width of the main sequence ( $\sigma = 0.25$  to  $0.4$  magnitudes - see Paper I).

Table 3 presents the results - observations of 77 stars from NLTT2 and 24 stars from NLTT3. In addition to the optical data, we list the positions and near-infrared photometry from the 2M2nd<sup>2</sup>. Several stars with multiple measurements have unexpectedly high residuals and may be variable at the 5-10% level (see notes to Table 3). We have estimated photometric parallaxes using the (V-I), (I-J) and (V-K) calibrations given in Paper I, combining the individual estimates using the same weighting scheme outlined in Papers II and VII. Nineteen stars in Table 3 are formally within 20 parsecs, while two others have photometric distances within  $1\sigma$  of that limit.

---

<sup>1</sup>Note that the data listed in Table 2 for these two stars are from the 2MASS All-Sky data release, which provides more accurate photometry for stars in crowded environments.

<sup>2</sup>Note that slight changes in both the astrometry and photometry of these objects may be present in the final 2MASS data release.

## 5. Spectroscopy

### 5.1. Observations

We have obtained moderate-resolution spectroscopic follow-up observations of 448 stars, including 120 stars from the NLTT1 sample, 186 from NLTT2 and 142 from NLTT3. The observations were made by several different observing teams using facilities at Kitt Peak National Observatory (2.1- and 4-metre telescopes), Cerro Tololo Interamerican Observatory (1.5- and 4-metre telescopes) and Apache Point Observatory (3.5-metre telescope). All of the spectra cover the wavelength range 6,000-10,000Å at a resolution of 2-3Å. Most observations of NLTT2 and NLTT3 stars were made in tandem with the NLTT1 observations described in Paper VII, and full details of the instrumentation, observers and observing conditions for those observing runs are given in that paper. However, the present paper also includes observations from three more recent time allocations, as follows:

- Reid and Cruz used the GoldCam spectrograph with the KPNO 2.1-metre telescope on 2003 October 8, 9 and 11 to obtain spectra of 130 candidate nearby stars, including most of the NLTT1 stars listed in this paper. As before, the 400 line  $\text{mm}^{-1}$  grating, blazed at 8000Å, was employed with an OG550 order-blocking filter, giving spectra covering the wavelength range 6000 to 10000Å at a resolution of 4.3Å. Conditions were generally non-photometric, with high cirrus often present. Observations were made using a 1".5 slit, matching the seeing.
- Covey obtained spectra of eight stars using the Double Imaging Spectrograph (DIS II) on the 3.5-metre telescope at Apache Point Observatory on 31 October 2003. The medium resolution (300 line  $\text{mm}^{-1}$ ) grating was employed on the red camera, covering the 6000 to 10000Å region at a dispersion of 3.15 Åpix<sup>-1</sup> and a resolution of 7.3Å.
- Finally, Reid & Cruz were able to observe 43 nearby star candidates using MARS on the Mayall 4-metre telescope on February 11, 12 and 13 2004. The VG0850-450 grism was used with a 1".5 slit, giving  $\sim 6\text{Å}$  spectral resolution. Conditions were clear and photometric for these observations.

All spectra were bias-subtracted, flat-fielded, corrected for bad pixels, extracted and wavelength- and flux-calibrated using the standard IRAF routines CCDPROC and DOSLIT. Wavelength calibrations were determined using He-Ne-Ar arcs taken at the start of each night. The spectra were flux calibrated using observations of standard stars from Oke & Gunn, (1983) and Hamuy *et al.* (1994). At least one flux standard was observed each night, and comparison of repeatedly-calibrated observations of individual program stars indicates that the derived spectral energy distributions are consistent to better than 5% over the full wavelength range. This is more than adequate for the purposes of this program.

As in previous studies, we have calculated a series of narrowband indices, measuring the strengths of the more prominent molecular absorption features. Indices measuring TiO (7020Å

band), CaH (6300 and 6800Å), CaOH (6250 Å), VO (7300 Å) and H $\alpha$  are given in Table 4. The bandpasses are defined in PMSU1 and by Kirkpatrick *et al.* (1999). As discussed in Paper VII, standard star measurements from our observing runs show good agreement with previously published data, with no evidence for systematic offsets and typical r.m.s. residuals of  $\sigma = \pm 0.01$ . Repeated observations indicate that the program star measurements are generally accurate to  $\pm 0.02$ .

Table 4 also lists spectral types. Those values are derived primarily from the TiO5 measurements (using the calibration given in paper III), although we use the VO-a index and visual inspection to verify results for the relatively small number of stars with spectral types later than M5.

Positions and near-infrared photometry for the NLTT stars with new spectroscopic observations are listed in Table 5. Four systems require special mention:

**G73-27/LP 469-118:** Luyten identified this as a close binary, separation 3 arcseconds. The system is unresolved in the 2M2nd dataset, but resolved in the All-Sky data release (see Appendix I). The JHK<sub>S</sub> magnitudes listed in Table 5 are for 2MASS 02081218+1508424 and 2MASS 02081238+1508443 from the latter source. The system was resolved at the telescope, and each component observed separately, and we estimate distances of 20.6 and 21.5 parsecs, respectively.

**LP 414-108:** This 2-arcsecond separation equal-magnitude binary was not recognised as such by Luyten, who lists a spectral type of g-k for the system. The photometry listed in Table 5 is for 2MASS 04103830+2002264 and 04103813+2002241 from the 2MASS All-Sky release. Spectroscopy of the individual components gives distance estimates of 61.8 and 65.6 parsecs, respectively.

**G199-16:** The 2MASS image of this source appears slightly elongated, and the 2M2nd data release deconvolves the data into two point sources: 2MASSJ1229095+623938 (J=10.34, H=9.36, K<sub>S</sub>=9.32) and 2MASSJ1229096+622939 (10.16, 9.64, 9.37). In paper I, we noted that the former source has a (J-K<sub>S</sub>) colour consistent with an M7 dwarf, although the optical/IR colours suggested an earlier spectral type and the (J-H)/(H-K<sub>S</sub>) colours are anomalous. The 2MASS All-Sky release lists only a single source at this position, with J=10.058, H=9.523, K<sub>S</sub>=9.266 and colours consistent with spectral type derived from our low-resolution spectroscopy. We did not see any evidence for binarity at the telescope, so it seems likely that this object is single. We estimate a distance of 29 parsecs.

**G 215-46/LP 188-2:** LP 188-2 is one of the photometric outliers listed in Appendix I. Luyten lists this star,  $m_r=16.9$ ,  $(m_r-m_{pg})=1.3$ , as a close companion of G215-46 ( $m_r=16.1$ ,  $(m_r-m_{pg})=1.3$ ), with a separation of 1.5 arcseconds at  $\theta = 86^\circ$ . As noted in the appendix, there is no evidence for significant image elongation on either the 2MASS scans or the POSS I/II

photographic plates, and LP 188-2 may not exist. In any case, the trigonometric parallax of G215-46 (2MASSJ2226166+483730) indicates a distance of 32 parsecs (Table 1).

With the exception of the last three systems, the near-infrared photometry listed in Table 5 is taken from the 2M2nd release.

## 5.2. Metallicities, absolute magnitudes and distance estimates

Narrowband indices provide a means of estimating both spectral types and spectrophotometric parallaxes for the NLTT nearby-star candidates. Paper III presents absolute magnitude ( $M_J$ ) calibrations for several indices, but those are valid only for stars with near-solar metal abundance. Fortunately, we can verify the metallicities of the NLTT dwarfs in the current sample by comparing the relative strengths of the CaH and TiO indices against reference measurements of disk dwarfs and of intermediate and extreme subdwarfs. Figures 3, 4 and 5 plot those data for the current set of NLTT1, NLTT2 and NLTT3 stars, respectively. The reference data for disk dwarfs are from the PMSU survey (PMSU1, PMSU2), while the subdwarf measurements are from Gizis (1997). The overwhelming majority of the program stars are clearly disk dwarfs, and we have used the TiO5, CaH2 and CaOH indices to estimate absolute magnitudes, deriving a weighted average as described in Paper VII. The resulting distance estimates are listed in Table 5.

Three stars from the NLTT2 sample lie well below the disk sequence in the (CaH2, TiO5) plane: LP 16-197 (TiO5=0.34, CaH2=0.31); LP 466-156 (0.47, 0.39); and LP 881-272 (0.58, 0.46). The TiO5 values correspond to disk dwarf spectral types M4.5, M3 and M2, respectively. Considering the distribution in the (TiO5, CaH3) plane, LP 16-197 lies within the main body of data and is likely to be a disk dwarf. In contrast, the other two stars are offset in CaH3, and we identify both as intermediate subdwarfs<sup>3</sup>. Their spectra are compared to standard stars in Figure 6a.

Similarly, several stars lie below the disk sequence in the NLTT3 sample, but only three stars LP 97-817 (TiO5=0.39, CaH2=0.33), G 174-25 (0.67, 0.49) and LP 109-57 (0.59, 0.46) are offset in both TiO5/CaH2 and TiO5/CaH3. The TiO5 measurements correspond to disk spectral types of M4, M1.5 and M2, respectively, and their spectra are compared to standards in Figure 6b. As with the NLTT2 stars, all three are likely to be intermediate subdwarfs. We have assigned spectral types using the CaH2 calibration derived by Gizis (1997).

All five intermediate subdwarfs are expected to be subluminous in  $M_J$ . We can estimate the extent of this effect using 2MASS photometry of late-type dwarfs and subdwarfs with known trigonometric parallaxes. Figure 7 plots the ( $M_J$ , TiO5) and ( $M_J$ , CaH2) colour-magnitude diagrams - sdM and esdM stars fall below the disk main sequence in these diagrams. Since the NLTT

---

<sup>3</sup>Note that this classification indicates only that the stars are mildly metal-poor relative to the local disk population (perhaps  $[M/H] \sim -0.7$ ), and does not necessarily imply membership of the halo population.

stars lie near the upper edge of the sdM sequence in the TiO/CaH planes, we adopt offsets of  $\Delta M_J=+0.6$  for LP 881-272, G174-25, LP 109-57 (sdM3) and  $\Delta M_J=+0.3$  for LP 466-156 (sdM4) and LP 97-817 (sdM5). All five remain beyond the 20-parsec limit, although LP 97-817 has a formal distance estimate of only  $\sim 24$  parsecs.

Fifty-seven stars, all from NLTT2, have both VRI photometry (Table 2) and optical spectra. Figure 8 compares the photometric and spectrophotometric distance estimates. The agreement is within the formal uncertainties, with a mean offset of -0.11 magnitudes (photometric-spectrophotometric) and a dispersion of 0.36 magnitudes.

## 6. A local census: K and early-type M dwarfs

The main goal of the present program is to compile a census of late-type dwarfs within 20 parsecs of the Sun. With the addition of the observations described in this paper, we have essentially completed our NLTT follow-up observations. We have trigonometric, photometric or spectroscopic parallax estimates for all save three of the 1913 nearby-star candidates in the NLTT1, NLTT2 and NLTT3 samples<sup>4</sup>. Eight hundred and fifteen stars are placed within 20 parsecs of the Sun, including 312 additions to nearby-star catalogues. A further 224 stars are estimated to lie within  $1\sigma$  of the 20-pc boundary of our NStars survey.

The three NLTT samples discussed so far in this series of papers are limited to colours ( $m_r - K_S$ )  $> 3.5$  magnitudes. This corresponds to stars with  $M_V > 11$ , or spectral types later than  $\approx M3$ . This section explores ways of extending coverage through spectral type K, using the NLTT together with previously-published nearby-star catalogues. This also allows us to identify nearby M dwarfs, particularly stars with low proper motions, which have escaped inclusion in the NLTT samples.

### 6.1. Nearby early-type M dwarfs in the NLTT

The optical/infrared selection criteria used to isolate candidate nearby stars in the NLTT were aimed primarily at mid- and late-type M dwarfs. However, in Paper VII, we matched those criteria against data for known M dwarfs catalogued in the PMSU survey, including spectral types M0-M2.5. That comparison shows that the linear relation adopted at the bluest colours,  $(m_r - K_S) < 5$ , provides an effective means of selecting stars within 20 parsecs with  $(m_r - K_S) > 2.0$  magnitudes, 1.5 magnitudes bluer than the cutoff adopted in constructing the NLTT1, NLTT2 and NLTT3 samples. We have therefore compiled a list of K and early-M nearby-star NLTT candidates by selecting stars from the rNLTT with colours in the range  $2.0 < (m_r - K_S) \leq 3.5$  and apparent magnitudes that meet the criterion,  $m_r < 2.17(m_r - K_S) + 3.65$  (Paper I).

---

<sup>4</sup>The three stars which still require observation are: F I-325, NLTT#23767,  $m_r=11.1$ ,  $(m_r - K_S)=3.6$ ; Grw +74:5033, NLTT#37764,  $m_r=11.8$ ,  $(m_r - K_S)=4.4$ ; Grw+69:3815, NLTT#21156,  $m_r=11.9$ ,  $(m_r - K_S)=5.0$ .

Four hundred and two NLTT stars fulfil these criteria (Figure 9, upper panel). Three hundred and eighty-eight of these candidates are either included directly in the Hipparcos catalogue or are companions of Hipparcos catalogue stars, and most have accurate trigonometric parallax measurements. Only 71 stars in 69 systems (all save seven listed in the CNS3) have formal distance estimates of less than 20 parsecs (Table 6). Four binary companions of these stars (Gl 282B, Gl 414B, Gl 420B and Gl 425B) are already included in the NLTT1/2/3 samples; a further 15 unresolved companions also need to be taken into account. In two cases, BD+14:251 and Gl 225.2ABC, the Hipparcos parallax has a substantial uncertainty ( $> 30\%$ ), reflecting the influence of close optical or binary companions. As discussed further below, photometric parallax measurements suggest that both systems lie well beyond 20 parsecs.

Table 7 lists relevant data for the 14 stars that lack Hipparcos data. Most have no direct trigonometric parallax data, but the available distance estimates, principally the  $(V-K_S)$  photometric parallax, place all save four well beyond 20 parsecs. The remaining stars include the eclipsing binary system DV Psc (but see further below), both components of HD 95174, and G204-45. None of these systems is listed in the CNS3.

The lower panel of figure 9 plots the  $(M_V, (V-J))$  colour-magnitude distribution for stars with  $\pi_H > 50$  mas (Table 7) and stars with no Hipparcos data (Table 6). We include data for 14 fainter companions of those stars. Several stars fall well below the main sequence. BD+14:251, Gl 225.2B, Gl 225.2AC and DV Psc all lack accurate trigonometric parallax measurements. There is no evidence that any of these stars is genuinely sub-luminous, and these three systems probably have distances of 30-40 parsecs. We have excluded them from the 20-parsec sample. In the case of GJ 1181A, the trigonometric parallax appears secure, and the problem probably rests with current estimates of the relative photometry of the two components.

Retaining GJ 1181, this sample of K and early-type M NLTT dwarfs adds 80 stars in 69 systems to the 20-parsec census. Figure 9b shows that the  $(m_r - K_S)=2.0$  colour limit adopted for this sample corresponds to  $M_V \sim 6.5$ , or spectral type  $\approx K1$ . These stars therefore bridge the gap between the later-type dwarfs in the NLTT1/2/3 samples and the more luminous samples discussed further below.

## 6.2. Additional nearby stars

We have searched the literature for cool dwarfs that fall in the area covered by the 2M2nd release and are within 20 parsecs, but are not included in our NLTT sample. The additions are drawn from three main sources: the PMSU Survey; the Hipparcos catalogue; and the recent proper motion surveys by Lépine and collaborators. We concentrate on K and M dwarfs, and postpone discussion of ultracool dwarfs, including results from our own survey, to future papers.

### 6.2.1. The PMSU survey

Most of the additions to the 20-parsec census are drawn from the Palomar-Michigan State University M-dwarf spectroscopic survey (PMSU1, PMSU2). That survey used narrowband indices, derived from moderate-resolution optical spectra, to compute spectroscopic parallaxes for  $\sim 2000$  M dwarfs catalogued in the CNS3, supplementing available astrometric and photometric data. As discussed in Paper VII, 468 of the 502 PMSU stars that are both in the NLTT catalogue, and have distance estimates  $d_{PMSU} < 20$  parsecs, meet our colour-magnitude selection criteria and are included in the NLTT1/2/3 samples. However, there are a further 137 M dwarfs in the PMSU catalogue which also have formal distance estimates less than 20 parsecs, but are not included in the present sample for a variety of reasons.

Table 8 lists relevant data for the additional PMSU stars. Those stars fall into five categories. First, as discussed in Paper VII, 27 stars are not in the NLTT catalogue, and therefore are excluded *a priori* from our sample. Second, 39 NLTT dwarfs with formal distance estimates of less than 20 parsecs fail our colour/magnitude selection criteria ( $m_r$  too faint, or  $(m_r - K_S)$  colours too blue). Thirty-four of those stars were included in the Paper VII statistical analysis. Three of the five additional stars (GJ 1054B, LHS 2658 and G273-186A) have  $d_{PMSU} > 20$  parsecs, but have companions with  $d_{PMSU} < 20$ . The remaining two stars are HD 129715, a K7 dwarf which was not included in PMSU but has a spectroscopic parallax of 54 milliarcseconds (mas), and its M4.5 companion, LP 858-23, which has  $d_{PMSU} = 22 \pm 4$  parsecs. Given the proximity of the latter star to the M3/M4 break in the colour-magnitude diagram, we adopt 54 mas as the parallax estimate for both stars. Note that several other stars in the ‘too blue’ NLTT category also lie near this pronounced discontinuity in the main sequence.

The third category includes 34 brighter dwarfs, eliminated from the NLTT sample due to saturation in one or more passband (usually H) in the 2M2nd release. The 2MASS All-Sky release includes analysis of shorter exposure scans, allowing photometry of bright stars, and we list final release data for those stars in Table 8. The earlier-type stars in this dataset (such as Castor and Pollux) are included because they are companions of later-type dwarfs in the 20-parsec census.

Half a dozen PMSU stars listed in the NLTT were omitted from our sample because neither our NLTT cross-referencing nor the rNLTT succeeded in identifying the correct 2MASS counterpart. Finally, 39 PMSU stars are secondary/tertiary companions, merged with the primary star in the 2MASS scans. Some of these systems have high resolution images at near-infrared wavelengths, but in most cases we have used the relative optical magnitudes, mainly from the CNS3, with standard colour-magnitude relations to estimate the relative flux at near-infrared wavelengths, and deconvolve photometry of the individual components from the 2MASS data.

### 6.2.2. *The Hipparcos catalogue*

The Hipparcos satellite provided milliarcsecond-accuracy astrometry for 110,000 pre-selected, bright ( $V < 13$  mag.) stars, including most stars listed in the CNS3. The resulting catalogue (ESA, 1997) is statistically complete to 25 parsecs for stellar systems with components brighter than  $M_V = 9$  (Jahreiss & Wielen, 1997). We can use this dataset to provide complete coverage of K dwarfs in the 2M2nd survey. We have identified all Hipparcos stars with  $M_V > 5.0$  and parallaxes  $\pi_H > 50$  mas, and cross-referenced that sample against the 2M2nd release. Most late-K and M dwarfs are already in the 20-parsec sample. The majority of the additions are included in the CNS3 (but not PMSU), and are sufficiently bright that the 2M2nd near-infrared magnitudes are saturated. As with the bright PMSU-selected stars, we have used the 2MASS all-sky release to obtain JHK<sub>S</sub> for these stars. A number of stars have binary companions, and we have added those to the census, deconvolving infrared magnitudes for the individual components where necessary.

Relevant data for the Hipparcos-selected 20-parsec stars are listed in Table 8. Eleven of the 62 stars listed there were identified directly by Hipparcos as members of the Solar Neighbourhood. However, not all stars with  $\pi_H > 50$  mas are confirmed as immediate neighbours. We have excluded two such stars from the present sample: HIP 114110 (BD-15:6346B) and HIP 114176 (CD -32:17393B). In both cases, the formal uncertainty in the measured parallax is  $\sim 10\%$ . Each is a secondary star in a binary system: BD -15:6346, or HD 218251, has an Hipparcos parallax of  $\pi_H = 13.26 \pm 1.01$  mas; CD -32:17393, or HD 218318, has  $\pi_H = 13.01 \pm 1.00$ . It is likely that the apparently large parallaxes measured for the two secondary stars are spurious, perhaps due to the proximity of the bright primary.

### 6.2.3. *The LSR surveys*

The proper motion surveys undertaken by Lépine, Shara & Rich (2002a, 2002b, 2003 - hereinafter LSR1, LSR2 & LSR3) are a modern reprise of Luyten’s all-sky surveys. Rather than use visual or automated plate-blinking techniques, proper motion stars are identified through digital subtraction of scans of first- and second-epoch Palomar and UK/AAO Schmidt sky survey plates. To date, the published catalogues are limited to northern hemisphere stars with motions exceeding  $0.5'' \text{ yr}^{-1}$ . We cross-referenced their low galactic-latitude sample (LSR1) against the 2M2nd database in Paper VI (Reid, 2003). Most of the newly-identified proper motion stars are either white dwarfs or halo subdwarfs. We have estimated distances for the disk dwarfs in the sample using either the spectral-type/ $M_J$  relation (Paper V) or, if spectral types are not available, the (R-K<sub>S</sub>) colours. Similarly, we have cross-referenced the high-latitude discoveries from LSR2 against the 2M2nd, and estimated distances using the same techniques. Table 9 lists LSR stars likely to lie within 20 parsecs of the Sun. More detailed information is available for two stars: LSR1826+30, a high-motion ( $2.38'' \text{ yr}^{-1}$ ) star, has broadband VRI photometry (LSR3); and LSR1835+32 is 2M1835+32, which has a measured trigonometric parallax (Paper IV).



### 6.3. The 20-parsec census

Combining the early-type dwarfs listed in Table 6 and the literature data from Table 8 with our NLTT sample gives a total of 1027 stars, in 890 systems, within 20 parsecs of the Sun. Figure 10 plots the absolute magnitude distribution of the full dataset, identifying the contribution from stars previously catalogued in the CNS3. Since we are considering stars on an individual basis in this figure, we have not applied any statistical corrections to the absolute magnitudes (see below, §7.3).

As discussed in Paper VII, the main impact of the present survey lies at fainter magnitude,  $M_J > 7$ , although we note that our study also provides improved, self-consistent distance estimates for a number of brighter stars. The dataset discussed in this paper adds relatively few stars at the faintest magnitudes,  $M_J > 10.5$  (spectral types later than M8), but that is not unexpected given the limiting magnitude of the NLTT survey.

## 7. The Luminosity Function

One of the main goals of this project is a statistically-improved determination of the luminosity function for low-mass stars and brown dwarfs. With the effective completion of our NLTT follow-up observations, and the addition of complementary data discussed in the previous section, we can construct a preliminary luminosity function, and examine the likely completeness of the current census. The following sections summarise stellar properties at near-infrared wavelengths, and identify two reference samples

### 7.1. The main sequence in $M_J$

Most previous luminosity function studies have centred on the distribution at visual absolute magnitudes,  $\Phi(M_V)$ . We lack accurate V-band photometry for many stars in the NLTT sample, precluding direct derivation of that quantity. On the other hand, we have, by construction, 2MASS JHK<sub>S</sub> photometry for all stars in our 20-parsec census, and the photometric and spectrophotometric luminosity relations applied to late-type dwarfs are calibrated against  $M_J$ . Under these circumstances, it clearly makes sense to construct a near-infrared luminosity function.

Figure 11 provides an overview of stellar properties in this less familiar régime. We plot the  $(M_J, (V-J))$  and  $(M_J, \text{spectral type})$  diagrams for a sample of single stars with accurate photometry and trigonometric parallaxes measured to an accuracy better than 5%. The main sequence shows significant dispersion ( $\sigma \sim 0.35$  mag) brighter than the M3/M4 discontinuity, which occurs at  $M_J \sim 8.5$  (see papers I & III for further discussion of this feature). As in all other planes, the main sequence narrows significantly at later spectral types. Table 6 provides a coarse reference guide to average colours and spectral types as a function of  $M_J$ .

## 7.2. Calibrating J-band statistics: the 8-parsec sample

The northern 8-parsec sample includes stars and brown dwarfs with distances  $d < 8$  pc and declinations  $\delta \geq -30^\circ$ . This dataset provides a baseline guide to the space densities of late-type dwarfs in the Solar Neighbourhood, and hence the expected numbers of stars in the 20-parsec census. The sample was defined originally by Reid & Gizis (1997), and subsequent modifications are summarised by Reid *et al.* (1999) and in Paper IV of this series.

The present analysis takes two further corrections into account: Gl 831 AB is eliminated, based on the parallax of 0.1175 arcseconds derived by Ségransan *et al.* (2001) in their re-analysis of Hipparcos data, allowing for orbital motion; and Teegarden *et al.* (2003) have discovered an M6.5 high proper-motion star with a likely distance of  $\sim 3.6$  parsecs. We note that Ducourant *et al.* (1998) have published a trigonometric parallax measurement of  $156 \pm 4$  mas for the M5 dwarf, G 180-60, formally placing that star within our sample. However, at that distance, G 180-60 falls  $\approx 1$  magnitude below the main-sequence<sup>5</sup>. Since the spectrum shows no evidence for low metal abundance (PMSU1), we regard the previous photometric and spectroscopic distance estimates (10-12 parsecs) as more reliable.

Seven stars in our survey have formal distance estimates of less than 8 parsecs:

**LP 467-16:** An M5 dwarf, catalogued in the CNS3 with a photometric parallax of  $118 \pm 21$  mas and a PMSU spectroscopic distance estimate of  $10.5 \pm 3$  pc. Our revised estimate, based on multicolour photometry (Paper I), is  $7.6 \pm 1.2$  pc, corresponding to  $M_J = 9.68$ .

**LP 993-116:** Lying at  $-43^\circ$ , this star is well south of the  $-30^\circ$  declination limit of the 8-parsec sample. We estimate a photometric distance of  $7.0 \pm 1.7$  parsecs (Paper II) and  $M_J = 8.85$ . However, LP 993-116 is a wide companion of BD-44:836, for which we estimate a photometric distance of  $10.6 \pm 1.6$  parsecs (Paper II). With  $(V-I) = 2.99$ , LP 993-116 lies near the M3/M4 break in the main sequence, and the longer distance estimate to the earlier-type BD-44:836 ( $(V-I) = 2.72$ ) is likely to be more reliable.

**LHS 6167:** Also known as G 161-7, this mid-type M dwarf is not listed in the CNS3. We derive a photometric distance of  $6.7 \pm 1.3$  pc (Paper II), corresponding to  $M_J = 9.47$ .

**G 161-71:** Another new candidate from our SAAO observations (Paper II), we derive a distance estimate of  $6.2 \pm 1.2$  pc and  $M_J = 9.51$ .

**G 165-8:** Listed in the CNS3 with a parallax of  $126 \pm 22$  mas, the PMSU distance estimate is  $10.5 \pm 3$  parsecs. Combining the available trigonometric, photometric and spectroscopic data (this paper), we derive  $7.9 \pm 0.8$  parsecs and  $M_J = 8.12$  for this M4 dwarf.

---

<sup>5</sup>Similar situations prevail for the other nearby-star candidates (P1, P5 and P18) identified in the Ducourant *et al.* paper.

**LP 71-82:** An M4.5 dwarf, our spectroscopic parallax gives a distance estimate of  $6.9 \pm 1.4$  parsecs and  $M_J = 9.35$  (Paper VII).

**LP 876-10:** Our SAAO BVRI photometry leads to a photometric distance of  $7.2 \pm 1.4$  parsecs and  $M_J = 8.81$  (Paper VII).

All of these stars are mid-type M dwarfs (spectral types M3 to M5), lying near the break in the main sequence relation, and accurate trigonometric parallax data are required to verify the photometric/spectroscopic distance estimates.

Only three of the seven new 8-parsec candidates (LHS 6167, G 161-71 and LP 71-82) are retained in the luminosity function analysis; the Malmquist-corrected distances (see below, §7.4) for the remaining northern stars all exceed 8 parsecs. Thus, integrating all changes since the original definition of the northern 8-parsec sample gives a net result of stasis: 13 stars in 10 systems have been eliminated from the original sample, while 13 new stars (in 10 systems) have been added.

The current northern 8-parsec sample therefore consists of 140 main-sequence stars (including the Sun), three brown dwarfs (Gl 229B, Gl 570D and LP 944-20) and nine white dwarfs in 108 systems. The overall multiplicity,  $\frac{N_{bin} + N_{triple} + \dots}{N_{sys}}$ , is 29%. Only four systems lack accurate ( $\frac{\sigma_\pi}{\pi} < 7\%$ ) trigonometric parallax data; all of the resolved main-sequence stars have direct JHK<sub>S</sub> photometry, while there is sufficient ancillary data to estimate  $M_J$  for unresolved close binaries. Figure 12 plots the visual and J-band luminosity functions derived from this data. We identify the separate contribution from primaries/single stars and secondary components, and the error bars show the formal Poisson uncertainties derived from the total counts in each bin.

### 7.3. Earlier spectral types: The PMSU4 25-parsec sample

With a total of only 152 objects, the 8-parsec sample provides sparse statistics for stars more massive than the Sun. While the present project centres on K and M dwarfs, data for earlier-type stars are useful in setting those results in context. Reid, Gizis & Hawley (PMSU4) have compiled an Hipparcos all-sky 25-parsec census to  $M_V = 8.0$  ( $M_J < 4.5$ ), adding photometric data for lower-luminosity, main-sequence companions that lack separate Hipparcos entries. The PMSU4 sample is drawn from a volume approximately four times that of the present 2M2nd census (all-sky to 25 parsecs versus 48% of the sky to 20 parsecs), and forty times that of the northern 8-parsec sample. As a consequence, these data provide a more reliable reference for stellar space densities at bright absolute magnitudes.

The PMSU4 sample includes 1024 main-sequence stars in 764 systems. The overall multiplicity fraction is only 30%, significantly lower than the value of 44% derived for solar-type stars by Duquennoy & Mayor (1991), suggesting that as many as 150 binary companions remain to be discovered. However, the overwhelming majority of those stars are likely to be fainter than  $M_V = 8$ .

Most of the PMSU4 Hipparcos stars have direct JHK<sub>S</sub> photometry from the the all-sky 2MASS data release. We have used optical photometry (usually B, V) to estimate M<sub>J</sub> for the brightest stars, saturated in even the final 2MASS catalogue, and for unresolved companions (see Reid & Gizis, 1997 for further details). Individual stars have absolute magnitudes spanning the range  $-1 < M_J < 8.5$ , but the sample clearly becomes incomplete at  $M_J > 5.5$ . The PMSU4 dataset therefore provides a semi-independent<sup>6</sup> check of the completeness of the 20-parsec census at those magnitudes.

#### 7.4. The J-band luminosity function, $\Phi(M_J)$

As described in the previous section, our 20-parsec census includes 1027 stars in 890 stellar systems. Before deriving the luminosity function from this dataset, we need to make due allowance for systematic statistical bias present in the absolute magnitudes estimated for individual stars. Those corrections are applied on a system-by-system basis. In the case of systems with trigonometric parallax data, the corrections are small, since the astrometric accuracies are typically 2% or better. This corresponds to Lutz-Kelker bias of less than 0.05 mag. in M<sub>J</sub> (Lutz & Kelker, 1973).

However, while 544 systems have trigonometric parallax measurements, the distance estimates for over 340 NLTT/PMSU stars are derived from either photometric or spectrophotometric parallaxes. The latter stars are effectively drawn from a magnitude-limited sample at each spectral type or colour, so it is appropriate to use Malmquist bias (Malmquist, 1936) to adjust the individual absolute magnitudes for statistical analysis. Defining M<sub>0</sub> as the true absolute magnitude and M<sub>obs</sub> as the observed absolute magnitude for a given star, we have

$$M_0 = M_{obs} - \frac{\sigma^2}{\log_{10}e} \frac{d \log A_S}{dm}$$

where  $\sigma$  is the uncertainty in M<sub>J</sub>, and  $\frac{d \log A_S}{dm}$  the slope of the logarithmic number-magnitude distribution for a given colour/spectral type. The last parameter varies significantly with apparent magnitude for a proper-motion limited sample, but is close to 0.6/magnitude (a uniform-density distribution) for the brightest/nearest stars sampled in our survey. As noted above, we set  $\sigma$  to match the dispersion in the calibrating colour/magnitude relations: 0.25 magnitudes for low-luminosity stars ((I-J) > 1.75); 0.4 magnitudes for stars above the M3/M4 break in the main-sequence ((I-J) < 1.4); and 0.5 magnitudes at the break. Thus, for

$$M_0 = M_{obs} - 1.38\sigma^2$$

the absolute magnitudes are corrected by -0.09, -0.22 and -0.35 magnitudes, respectively.

---

<sup>6</sup>Hipparcos stars lying within the area covered by the 2M2nd and with parallaxes  $\pi_H > 50$  mas are common to both samples.

Figure 13 compares the J-band luminosity function derived from our 20-parsec census against corresponding results for the northern 8-parsec sample and the PMSU4 25-parsec sample. Since the present survey covers 48% of the sky, while the 8-parsec survey covers 75% of the sky, there is a factor of 10 difference in the sampling volume. Since this is a statistical comparison, Malmquist and Lutz-Kelker bias are taken into account, and we show the relative contribution of systems (single stars and primaries) and companions to both datasets.

Clearly, despite the new discoveries from our NStars project, the current 20-parsec census is far from complete. Based on the 8-parsec sample, we expect  $\sim 1290 \pm 110$  stars in  $\sim 920 \pm 96$  systems over the absolute magnitude range  $4 < M_J < 11$ , where the uncertainties reflect the Poisson statistics of the local sample<sup>7</sup>. In contrast, the current 20-parsec census includes only 853 stars ( $\sim 66\%$  completeness) in 727 systems ( $\sim 80\%$  completeness).

Comparing the predicted and observed results in more detail, several points can be made:

**late-G/K dwarfs,  $4 < M_J < 6$ :** there is good agreement between the space densities derived from the PMSU4 and 20-parsec samples at these magnitudes. The current 20-parsec census becomes incomplete at  $M_J=4.25$ , reflecting the  $M_V > 5$  selection imposed on the Hipparcos sample, while the PMSU4 dataset becomes incomplete at  $M_J > 5.5$  ( $M_V > 8$ ). Note that the 8-parsec number densities at  $4 < M_J < 5$  are higher than the corresponding densities derived from the PMSU4 sample. The former values, however, are based on only 7 and 6 stars at  $M_J=4.25$  and 4.75, respectively, so the differences are equivalent to offsets of  $\sim 1.5\sigma$ .

**M dwarfs,  $11 > M_J > 6$ :** most of the deficit between the observed and predicted number counts resides at faint magnitude,  $M_J > 7$  (indeed, the 20-parsec sample shows a  $\sim 1\sigma$  excess at  $6 < M_J < 7$ ). Based on the 8-parsec data, we predict 910 stars in 630 systems at magnitudes  $7 < M_J < 10$ ; this compares with 547 stars in 461 systems in the present census. This suggests that, at these absolute magnitudes, approximately 25% of the stellar systems and 40% of the individual stars are missing from our census. The most substantial shortfalls in density ( $> 2\sigma$ ) lie at intermediate magnitudes,  $7 < M_J < 8.5$  ( $10 < M_V < 13$ , spectral types M2 to M4).

**Binarity:** the binary fraction ( $\frac{N_b}{N_{sys}}$ ) in our 20-parsec census is only 15%, significantly lower than value measured for the 8-parsec sample (35%).

**Proper motions:** only  $\sim 4\%$  of the stars in the current 20-parsec sample have motions below the NLTT limit,  $\mu < 0.18'' \text{ yr}^{-1}$ . This is a factor of two to three lower than expectation, based on the measured velocity dispersion of local disk dwarfs (PMSU4).

The main conclusions that we draw from this comparison are, first, that significant numbers

---

<sup>7</sup>As a reference, the predicted numbers in this magnitude range for an all-sky 20-parsec survey are 2690 stars in 1915 systems. Adding earlier spectral types, we expect 2915 main sequence stars in 2125 systems.

( $\sim 150$ ) of low-luminosity companions remain to be discovered within the 20 parsec sample. This result, echoing the PMSU4 study, is not surprising, since at least half of the binaries in the 8-parsec sample would be unresolved at distances approaching 20 parsecs. Second, between 150 and 200 stellar systems, mainly mid-type M dwarfs, are missing from the current census. Third, the relatively good agreement between the 8-parsec and 20-parsec number densities for systems with  $8.5 < M_J < 10.5$  suggests that relatively few ( $\sim 20?$ ) low-luminosity M-dwarf *systems* remain to be discovered within the regions covered by the present survey<sup>8</sup>. Finally, it is likely that at least 60-70 stars with proper motions  $\mu < 0.18'' \text{ yr}^{-1}$  are missing from the current census.

## 8. Completing the census: a comparison of search methods

Traditionally, nearby star catalogues have been constructed through a four step process. Wide-field proper motion surveys, coupled with rudimentary photometric data, provide the first cut, flagging thousands of systems with substantial tangential motions. Photometric and spectrophotometric follow-up observations are used to select the most likely candidates. Trigonometric parallax surveys, such as the USNO program (Monet et al, 1992; Dahn et al, 2002) and the CTIOPI survey (Henry et al, 2003), generally target the latter stars, providing more accurate distance measurements. With the exception of surveys like Hipparcos, parallax programs rarely discover new nearby systems. Finally, high-sensitivity, high-resolution imaging and spectroscopy of those same targets are required to complete the local census by searching for lower-mass/luminosity companions.

Our survey fits squarely in this mold. Starting with 23,795 NLTT stars overlapping the 2M2nd survey, we have selected 1913 sources with colours consistent with nearby main-sequence M dwarfs, and used follow-up BVRI photometry and spectroscopy to trim that sample to 815 stars likely to lie within 20 parsecs of the Sun. As noted in the introduction, we expect some incompleteness in the final sample, since 10-12% of the local disk stars have tangential motions lower than the proper motion cutoff of the NLTT. We have identified approximately one third of the low-motion stars from other sources, but even so, our present census is incomplete by 20%.

What are most effective methods of finding the missing stars? To answer that question, we need to consider the likely characteristics of those objects. Based on the luminosity function comparison in the previous section, we can divide them into three broad groups:  $\sim 150$  to 180 companions of known (or as-yet undiscovered) nearby stars; 20-30 cool, isolated dwarfs (spectral types M4.5 to M8); and  $\sim 150$  mid-type M dwarfs (spectral types M2 to M4). Each requires a somewhat different approach.

In the case of the missing companions, both the targets and the search techniques are obvious. These objects can be discovered through high resolution imaging and high-accuracy radial

---

<sup>8</sup>We note that our ultracool dwarf survey (Paper V) fills in the apparent deficit between the 20-parsec and 8-parsec space densities at  $M_J > 10.5$  in Figure 12.

velocity monitoring of 20-parsec stars that currently lack such data. These are straightforward, if observationally intense, programs.

Large-scale surveys, such as the NLTT, are a prerequisite for identifying isolated systems. The NLTT itself is known to be incomplete in two important respects at faint magnitudes: the primary source catalogue at southern declinations ( $\delta < -40^\circ$ ) is the Bruce proper motion catalogue, limited to  $m_{pg} \sim 15$ ; and the high star density near the Galactic Plane complicated the identification of fainter proper motion stars on the Palomar plates. Both effects are clearly evident the  $(\alpha, \delta)$  distributions plotted in Figure 1 of Paper I, and both percolate, to some extent, to the present 20-parsec census, although the bright limiting magnitude in the deep south is less important, since only 3% of the 2M2nd lies south of  $\delta = -40^\circ$ .

Figure 14 shows the latitude distribution of the 20-parsec stars, divided into three absolute magnitude intervals:  $M_J < 7$ ;  $7 \leq M_J < 9$ ; and  $M_J \geq 9$ . Since the 2M2nd has a complex distribution on the celestial sphere, we have binned the stars in 10-degree intervals in latitude, and calculated the fraction in each zone. As a reference, we plot the same distribution for NLTT stars with  $8 < m_r < 10$  and 2M2nd counterparts - those stars are sufficiently bright that they do not suffer from either selection effect. There is some evidence for a deficit near the Plane at the faintest luminosities in the 20-parsec sample, although the shortfall corresponds to only  $\sim 10$  systems.

New proper motion surveys, such as those by Lépine *et al.*(2003), can avoid these systematics to some degree, since better plate material and more sophisticated search techniques, such as digital image subtraction, are now available. However, crowding can still lead to problems in finding faint proper motion stars in the highest star-density regions. Moreover, just as with the NLTT survey, supplementary photometric (or spectroscopic) data are required to unequivocally identify Solar Neighbourhood members.

In principle, optical/infrared photometric surveys offer the best chance of finding the later-type dwarfs - later than M4, the main sequence has low dispersion, with colour increasing monotonically with decreasing absolute magnitude, as illustrated in Figure 10. In practice, the effectiveness of this approach is limited by the availability of accurate optical photometry - particularly at low Galactic latitudes and in the south. SDSS, for example, covers only 1 steradian, at high latitudes and predominantly in the northern hemisphere. GSC2.2, derived from the digitized Palomar and UKST sky surveys, offers a potential alternative, but that survey offers photometry of only moderate accuracy ( $\sim 0.1$  to  $0.15$  mag.), and the current catalogue includes multiple (uncorrelated) measurements of stars with significant proper motions (from plates taken at different epochs). The 2MASS database lists optical photometry for sources within 5 arcseconds of the infrared source, but those data (from the USNOA catalogue) are derived from first-epoch sky survey material, and are therefore absent for sources with moderate proper motion. Clearly, the 2MASS near-infrared photometry (notably (J-K<sub>S</sub>)) offers an alternative search method, which we have exploited in the other main thread of the current project (see Paper V and Paper IX). That search technique,

however, is effective only for dwarfs with spectral types later than M8<sup>9</sup>.

Surveys for the missing mid-type M dwarfs are further complicated by the fact that those stars lie near a break in the main-sequence. The substantial width (in absolute magnitude) at these spectral types (see Figure 10) leads to substantial Malmquist bias, and a correspondingly high proportion of distant interlopers in any photometrically-selected sample.

Under these circumstances, a direct photometrically-based search for the missing 20-parsec stars is not likely to be fully effective. We are therefore pursuing a hybrid approach, taking advantage of the optical data present in the 2MASS catalogue. First, we can use the USNO photometry to search directly for 2MASS sources with optical/infrared colours consistent with nearby M dwarfs; these should include stars with low tangential motions, ( $\mu < 0.15'' \text{ yr}^{-1}$ ). Second, we can couple the *absence* of an optical counterpart in 2MASS with appropriate near-infrared photometric criteria, and identify nearby M dwarfs with significant proper motions. As indicated in §1, we are currently pursuing both techniques, and will discuss the results in a future paper in this series.

Finally, we should emphasise that the current 20-parsec census is not immutable. It is likely that some of the stars added through the present program are unresolved binaries, with correspondingly overestimated photometric or spectroscopic parallaxes. We need to refine the current distance estimates and, in particular, acquire accurate trigonometric parallax measurements for the 40% of the sample that currently lack such data.

## 9. Summary and conclusions

As part of our continuing survey of the late-type dwarfs in the immediate Solar Neighbourhood, we have presented photometric and spectroscopic observations of over 800 proper motion stars from the NLTT catalogue. These stars are drawn from three separate compilations, matching the NLTT against 2MASS point-source data from the Second Incremental Release. Two of those compilations are our own work, matching sources with positional coincidence less than 10 arcseconds (NLTT1) and 60 arcseconds (NLTT2); the third (NLTT3) is derived from the independent analysis by Salim & Gould (2003). In each case, the nearby star candidates are selected using location in the  $(m_r, (m_r - K_S))$  plane. There are a total of 1237, 369 and 307 nearby-star candidates, respectively, in the final three samples - a total of 1913 stars. With the addition of the observations presented in this paper, we have compiled astrometric, photometric and/or spectroscopic distance estimates for 1910 stars. We identify 815 of those stars as likely to be within 20 parsecs of the Sun.

The nearby stars identified from our NLTT follow-up observations are M dwarfs, predominantly spanning spectral types between M2 and M7. We have extended coverage to earlier spectral types (late-G, K and early-M), coupling colour-selection from the NLTT with literature data, notably

---

<sup>9</sup>M7 dwarfs may prove particularly tricky to locate, since they do not have distinctive near-infrared colours, but are sufficiently faint at optical wavelengths to have eluded previous surveys, like the NLTT.



stars from the Hipparcos catalogue. The resulting 20-parsec census, drawn from the 48% of the celestial sphere covered by the 2M2nd, spans the absolute magnitude range  $4 < M_J < 10.5$  and includes 1027 stars in 890 systems.

We have computed the J-band luminosity function,  $\Phi(M_J)$ , of our 20-parsec sample, and compared the results against reference data for the northern 8-parsec sample, spanning the full stellar mass range (see Paper IV), and an Hipparcos-based analysis of AFGK stars within 25 parsecs of the Sun (PMSU4). In passing, we note that the present survey produced only three additions to the former sample. The comparison indicates that the 20-parsec census is complete to  $M_J \sim 7$ . At fainter magnitudes, and relative to the 8-parsec predictions, there is an apparent deficit of  $\sim 170$  stellar systems ( $\sim 25\%$  incompleteness) and  $\sim 360$  individual stars ( $\sim 40\%$  incompleteness) at  $7 < M_J < 10.5$ . At least half of the missing stars are companions of known nearby stars, while approximately 90% of the missing systems are likely to be concentrated between  $M_J = 7$  and  $M_J = 8.5$  - spectral types M2 to M4.

We have discussed a number of techniques that could be used to supplement our current survey and complete the 2M2nd 20-parsec survey, and we are currently pursuing Finding the missing systems, however, will only mark the completion of stage two in compiling a reliable nearby-star census. Approximately one-third of the current sample ( $\sim 350$  stars) lack accurate trigonometric parallax measurements, while even more stars lack close scrutiny for either spectroscopic or resolved lower-luminosity companions. Those observations are beyond the scope of our current NStars project, but are essential if we are to establish a complete catalogue of stars and brown dwarfs within 20 parsecs of the Sun.

The NStars research described in this paper was supported partially by a grant awarded as part of the NASA Space Interferometry Mission Science Program, administered by the Jet Propulsion Laboratory, Pasadena. KLC acknowledges support from an NSF Graduate Research Fellowship. This publication makes use of data products from the Two Micron All Sky Survey, which is a joint project of the University of Massachusetts and the Infrared Processing and Analysis Center/California Institute of Technology, funded by the National Aerospace and Space Administration and the National Science Foundation. We acknowledge use of the NASA/IPAC Infrared Source Archive (IRSA), which is operated by the Jet Propulsion Laboratory, California Institute of Technology, under contract with the National Aerospace and Space Administration. We also acknowledge making extensive use of the SIMBAD database, maintained by Strasbourg Observatory, and of the ADS bibliographic service.

This project has profited from extensive allocations of telescope time at both Kitt Peak Observatory and Cerro-Tololo Interamerican Observatory. We thank the NOAO Telescope Allocation Committees for their support of this project and acknowledge John Glaspey, Darryl Willmarth, Diane Harmer, Bill Gillespie, Hillary Mathis, Ed Eastburn and Hal Halbedel at KPNO; Alberto Alvarez, Edgardo Cosgrove, Arturo Gomez, Angel Guerra, Daniel Maturana, Sergio Pizarro and Patricio Ugarte at CTIO.

## REFERENCES

- Baize, P. 1972, *A&AS*, 6, 147
- Balega, I. I., Balega, Y. Y., Hofmann, K.-H., Maksimov, A. F., Pluzhnik, E. A., Schertl, D., Shkhagosheva, Z. U., & Weigelt, G. 2002, *A&A*, 385, 87
- Bessell, M.S. 1990, *A&AS*, 83, 357
- Burnham, S. W. 1891, *Astronomische Nachrichten*, 127, 369
- Caldwell, J. A. R., Spencer Jones, J. H., & Menzies, J. W. 1984, *MNRAS*, 209, 51
- Chance, D. R. & Hershey, J. L. 1998, *PASP*, 110, 425
- Cousins, A. W. J. 1973, *MmRAS*, 77, 223
- Cruz, K. L. & Reid, I. N. 2002, *AJ*, 123, 2828 [Paper III]
- Cruz, K. L., Reid, I. N., Liebert, J., Kirkpatrick, J. D., & Lowrance, P. J. 2003, *AJ*, 126, 2421 [Paper V]
- Dahn, C. C. et al. 1988, *AJ*, 95, 237
- Dahn, C.C. et al. 2002, *AJ*, 124, 1170
- Dawson, P. C. & Forbes, D. 1989, *PASP*, 101, 614
- Dawson, P. C. & Forbes, D. 1992, *AJ*, 103, 2063
- Delfosse, X., Forveille, T., Mayor, M., Burnet, M., & Perrier, C. 1999a, *A&A*, 341, L63
- Delfosse, X., Forveille, T., Beuzit, J.-L., Udry, S., Mayor, M., & Perrier, C. 1999b, *A&A*, 344, 897
- Ducourant, C., Dauphole, B., Rapaport, M., Colin, J., & Geffert, M. 1998, *A&A*, 333, 882
- Duquennoy, A. & Mayor, M. 1991, *A&A*, 248, 485
- Eggen, O. J. 1987, *AJ*, 93, 379
- ESA, 1997, *The Hipparcos Catalogue*
- Fabricius, C. & Makarov, V. V. 2000, *VizieR Online Data Catalog*, 335, 60141
- Fekel, F. C. & Beavers, W. I. 1983, *ApJ*, 267, 682
- Fernandes, J., Morel, P., & Lebreton, Y. 2002, *A&A*, 392, 529
- Fleming, T. A. 1998, *ApJ*, 504, 461

- Giclas, H.L., Burnham, R., Thomas, N.G. 1971, The Lowell Proper Motion Survey, Lowell Observatory, Flagstaff, Arizona
- Gizis, J. E. 1997, AJ, 113, 806
- Gliese, W., Jahreiß, 1991, Preliminary Version of the Third Catalogue of Nearby Stars, (CNS3)
- Golimowski, D., *et al.*, 2004, AJ, in press
- Gould, A. & Salim, S. 2003, ApJ, 582, 1001
- Halbwachs, J. L., Mayor, M., Udry, S., & Arenou, F. 2003, A&A, 397, 159
- Hamuy, M., Suntzeff, N. B., Heathcote, S. R., Walker, A. R., Gigoux, P., & Phillips, M. M. 1994, PASP, 106, 566
- Harrington, R. S. & Dahn, C. C. 1980, AJ, 85, 454
- Harrington, R. S. *et al.* 1993, AJ, 105, 1571
- Hartkopf, W. I., McAlister, H. A., Mason, B. D., Barry, D. J., Turner, N. H., & Fu, H. 1994, AJ, 108, 2299
- Hawley, S. L., Gizis, J. E., & Reid, I. N. 1996, AJ, 112, 2799 [PMSU2]
- Henry, T. J. & McCarthy, D. W. 1993, AJ, 106, 773
- Henry, T.J., Walkowicz, L.M., Barto, T.C., Golimowski, D.A. 2002, AJ, 123, 2002
- Høg, E. *et al.* 2000, A&A, 355, L27
- Ianna, P. A. & Bessell, M. S. 1986, PASP, 98, 658
- Ianna, P. A., Rohde, J. R., & McCarthy, D. W. 1988, AJ, 95, 1226
- Jahreiß, H. & Wielen, R. 1997, ESA SP-402: Hipparcos - Venice '97, 675
- Jao, W., Henry, T. J., Subasavage, J. P., Bean, J. L., Costa, E., Ianna, P. A., & Méndez, R. A. 2003, AJ, 125, 332
- Kilkenny, D., van Wyk, F., Roberts, G., Marang, F., & Cooper, D. 1998, MNRAS, 294, 93
- Kirkpatrick, J. D. *et al.* 1999, ApJ, 519, 802
- Koen, C., Kilkenny, D., van Wyk, F., Cooper, D., & Marang, F. 2002, MNRAS, 334, 20
- Laing, J. D. 1989, South African Astronomical Observatory Circular, 13, 29
- Leggett, S. K. 1992, ApJS, 82, 351

- Lépine, S., Shara, M. M., & Rich, R. M. 2002a, *AJ*, 124, 1190
- Lépine, S., Rich, R. M., Neill, J. D., Caulet, A., & Shara, M. M. 2002b, *ApJ*, 581, L47
- Lépine, S., Shara, M. M., & Rich, R. M. 2003, *AJ*, 126, 921
- Lu, W., Rucinski, S. M., & Ogłóza, W. 2001, *AJ*, 122, 402
- Lutz, T. E. & Kelker, D. H., 1973, *PASP*, 85, 573
- Luyten, W.J. 1980, *Catalogue of stars with proper motions exceeding 0"2 annually (NLTT)*, Univ. of Minnesota Publ., Minneapolis, Minnesota
- Malmquist, K. G., 1936, *Stockholm Obs. Medd.*, Nr. 26
- Menzies, J. W., Cousins, A. W. J., Banfield, R. M., & Laing, J. D. 1989, *South African Astronomical Observatory Circular*, 13, 1
- Monet, D. G., Dahn, C. C., Vrba, F. J., Harris, H. C., Pier, J. R., Luginbuhl, C. B., & Ables, H. D. 1992, *AJ*, 103, 638
- Monet, D. B. A. et al. 1998, *VizieR Online Data Catalog*, 1252,
- Morlet, G., Salaman, M., & Gili, R. 2002, *A&A*, 396, 933
- Norris, J. E., Ryan, S. G., & Beers, T. C. 1999, *ApJS*, 123, 639
- Oke, J. B. & Gunn, J. E. 1983, *ApJ*, 266, 713
- Oppenheimer, B. R., Golimowski, D. A., Kulkarni, S. R., Matthews, K., Nakajima, T., Creech-Eakman, M., & Durrance, S. T. 2001, *AJ*, 121, 2189
- Patterson, R. J., Ianna, P. A., & Begam, M. C. 1998, *AJ*, 115, 1648
- Phan-Bao, N. et al. 2001, *A&A*, 380, 590
- Reid, N. 1990, *MNRAS*, 247, 70
- Reid, I. N. 2003, *AJ*, 126, 2449 [Paper VI]
- Reid, I. N. & Cruz, K. L. 2002, *AJ*, 123, 2806 [Paper I]
- Reid, I. N. & Gizis, J. E., 1997, *AJ*, 113, 2246
- Reid, I. N. et al. 1999, *ApJ*, 521, 613
- Reid, I. N., Gizis, J. E., & Hawley, S. L. 2002, *AJ*, 124, 2721 [PMSU4]
- Reid, I. N., Hawley, S. L., & Gizis, J. E. 1995, *AJ*, 110, 1838 [PMSU1]

- Reid, I. N., Kilkenny, D., & Cruz, K. L. 2002, AJ, 123, 2822 [Paper II]
- Reid, I. N. et al. 2003, AJ, 125, 354 [Paper IV]
- Reid, I. N., Cruz, K. L., 2004, AJ, 126, [Paper VII]
- Ryan, S. G. 1989, AJ, 98, 1693
- Ryan, S. G. 1992, AJ, 104, 1144
- Salim, S. & Gould, A. 2003, ApJ, 582, 1011
- Sandage, A. & Kowal, C. 1986, AJ, 91, 1140
- Ségransan, D., Delfosse, X., Forveille, T., Beuzit, J.-L., Udry, S., Perrier, C., & Mayor, M. 2000, A&A, 364, 665
- Stauffer, J., Klemola, A., Prosser, C., & Probst, R. 1991, AJ, 101, 980
- Stobie, R. S., Ishida, K., & Peacock, J. A. 1989, MNRAS, 238, 709
- Teegarden, B. J. et al. 2003, ApJ, 589, L51
- Tomkin, J. & Pettersen, B. R. 1986, AJ, 92, 1424
- Tsuji, T. 1964, Annals of the Tokyo Astronomical Observatory, 9,
- van Altena, W. F., Lee, J. T., & Hoffleit, E. D. 2001, VizieR Online Data Catalog, 1238
- van Biesbroeck, G. 1974, ApJS, 28, 413
- Weis, E. W. 1984, ApJS, 55, 289
- Weis, E. W. 1986, AJ, 91, 626
- Weis, E. W. 1987, AJ, 93, 451
- Weis, E. W. 1988, AJ, 96, 1710
- Weis, E. W. 1991a, AJ, 101, 1882
- Weis, E. W. 1991b, AJ, 102, 1795
- Weis, E. W. 1996, AJ, 112, 2300

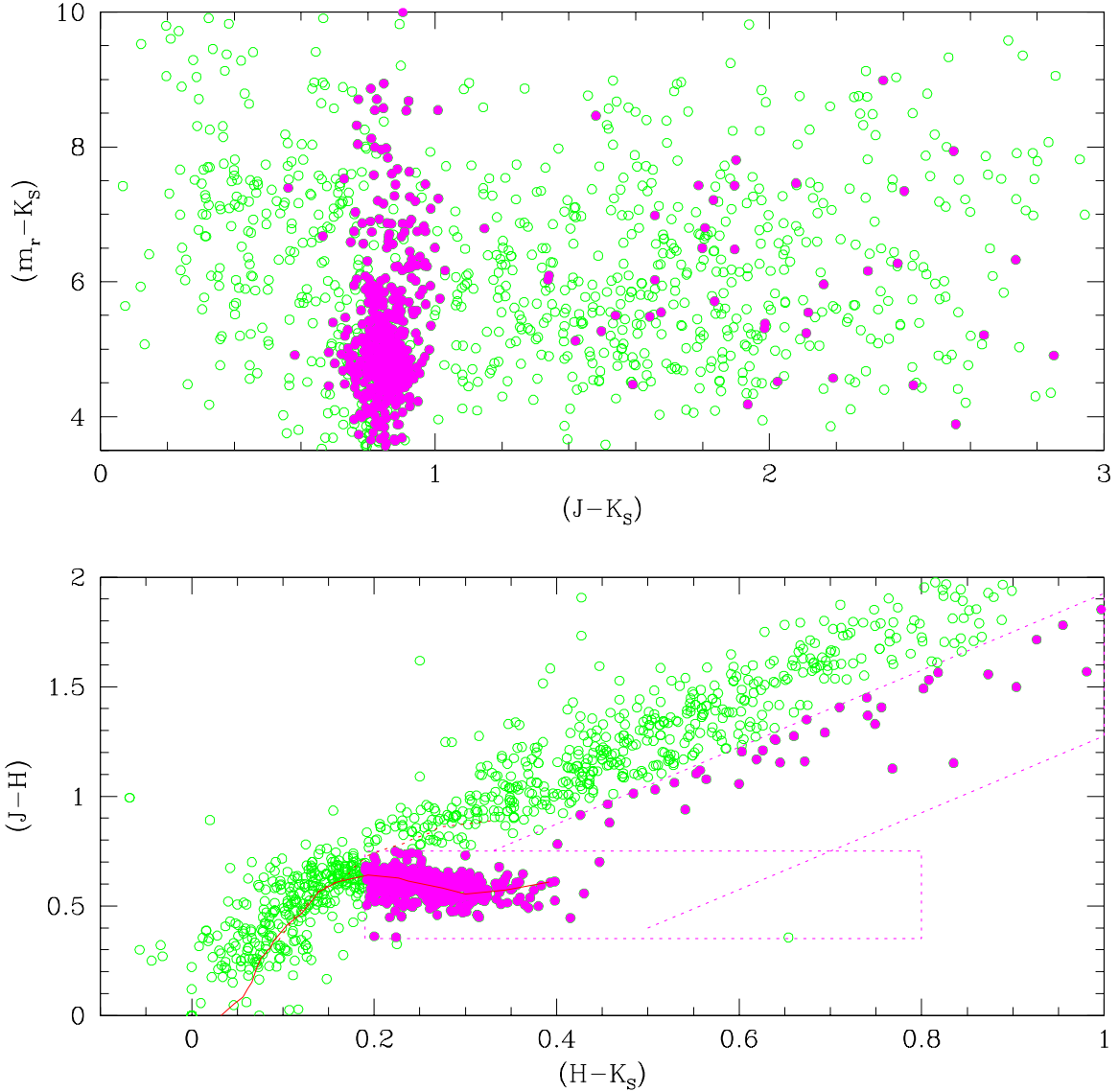


Fig. 1.— Optical and near-infrared colour-colour diagrams for the 1468 NLTT2 nearby star candidates. The dotted lines in the  $JHK_S$  diagram outline the schematic M-dwarf (horizontal region) and L-dwarf régime, and sources with dwarf-like  $(J-H)/(H-K_S)$  colours are plotted as solid points in both diagrams. All sources that fall in the L-dwarf segment in the  $JHK_S$  plane have  $(J-K_S) > 1.2$  and implausible  $(m_r-K_S)$  colours; these are likely to be background red giants and mismatched NLTT/2MASS pairings.

Fig. 2.— Optical/near-infrared colour-colour diagrams for 1908 nearby-star candidates selected from the rNLTT. We show the mean relation for dwarfs (solid line) and giants (dotted line) in the  $JHK_S$  plane. While most candidates have self-consistent optical/near-infrared colours, there are a number of outliers. We have used the linear relations plotted in the upper two panels to pick out the most extreme examples, identified as solid points. Those stars are listed in Appendix I.

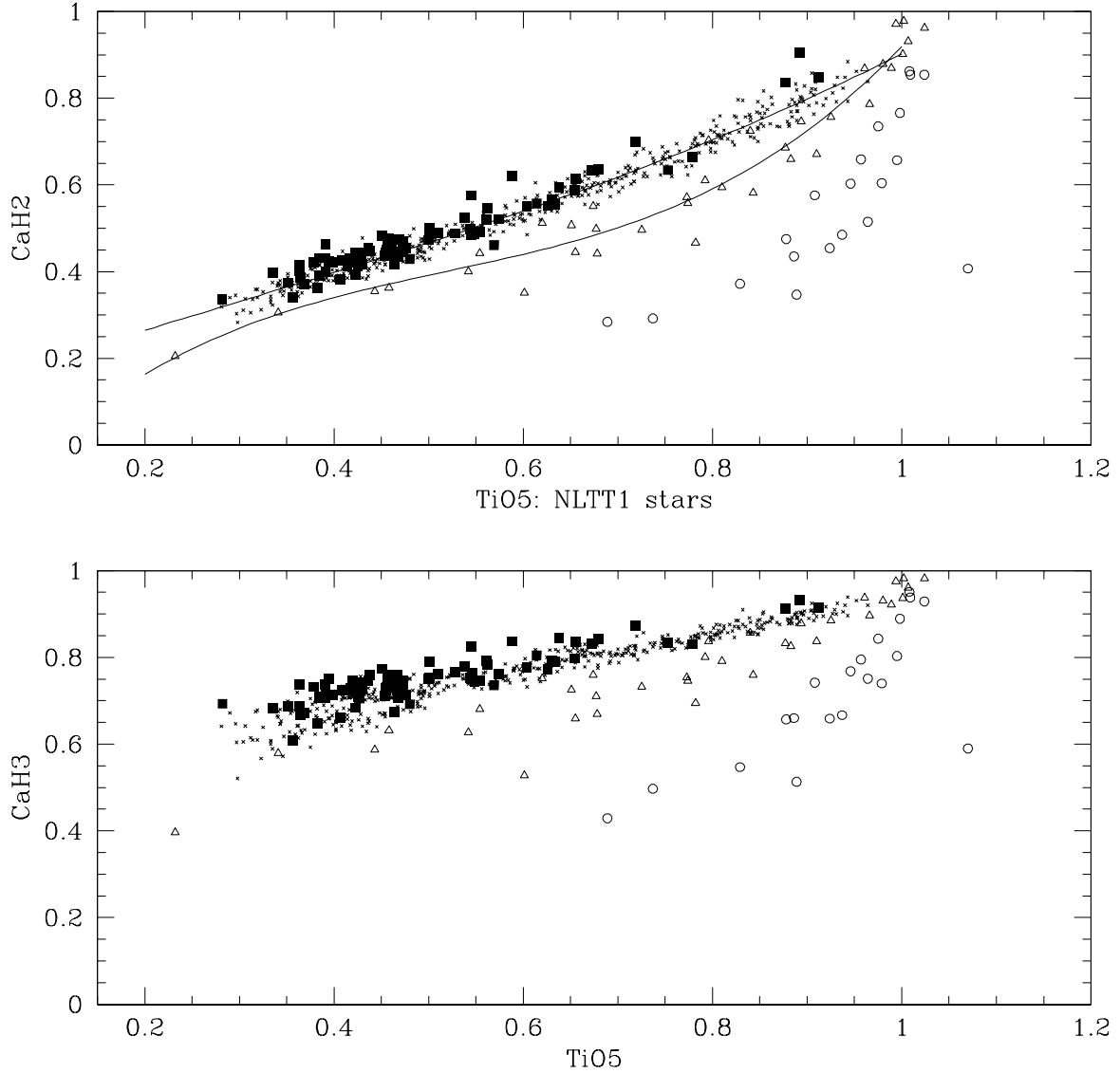


Fig. 3.— TiO and CaH bandstrengths of the NLTT1 stars listed in Tables 4 and 5. The program stars are plotted as solid squares. Reference data for disk dwarfs (plotted as crosses) are taken from the PMSU survey (PMSU1, PMSU2), while measurements of intermediate (open triangles) and extreme (open circles) subdwarfs are from Gizis (1997). The solid lines in the CaH2/TiO5 diagram mark the mean relations for disk dwarfs and intermediate subdwarfs.



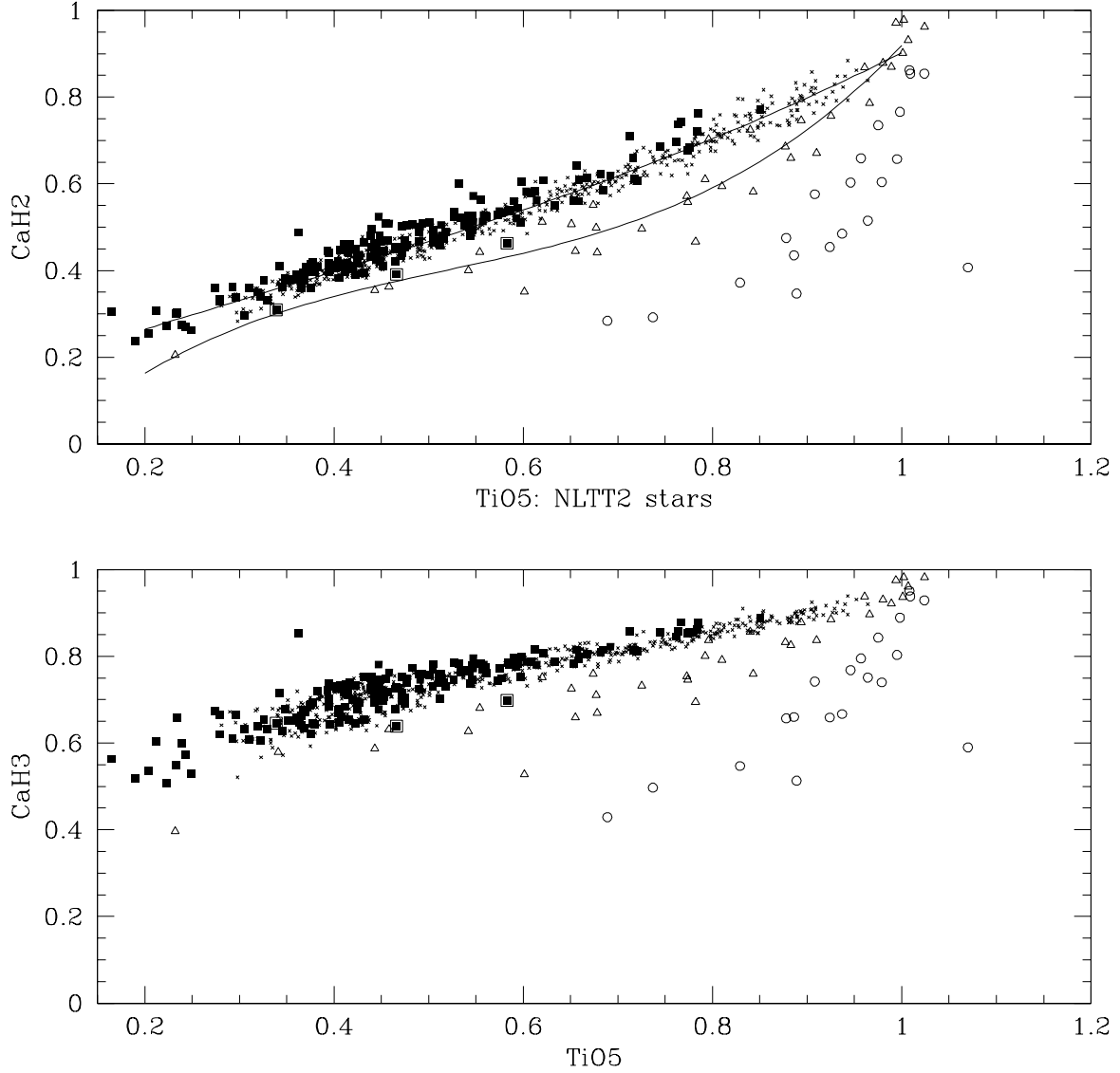


Fig. 4.— Relative TiO/CaH bandstrengths of the NLTT2 stars listed in Tables 4 and 5. The symbols have the same meaning as in figure 3. The three potential intermediate subdwarfs mentioned in the text (LP 16-197, LP 466-156 and LP 881-272) are identified by the points enclosed in open squares.

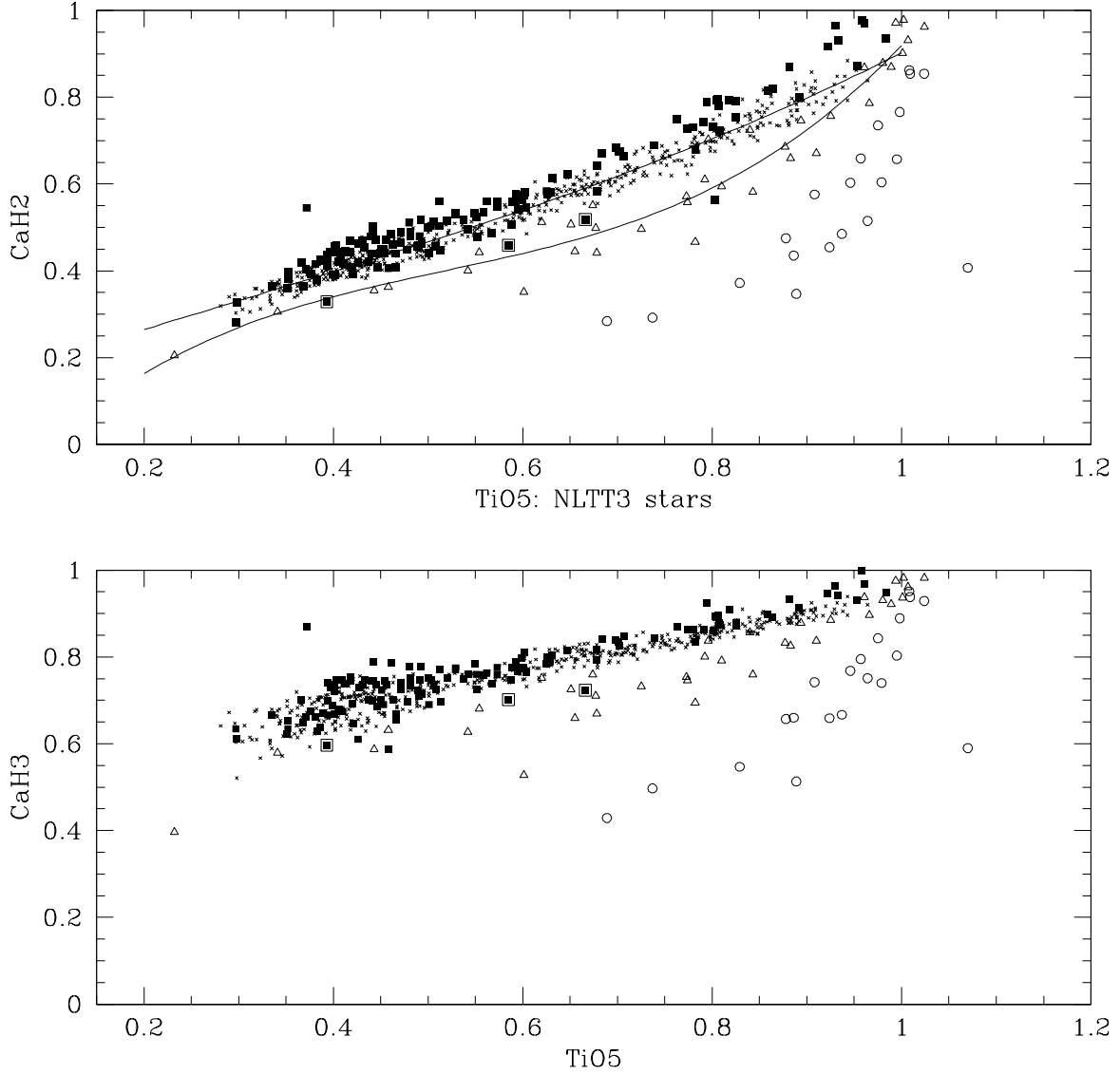


Fig. 5.— Relative TiO/CaH bandstrengths of the NLTT3 stars listed in Tables 4 and 5. This dataset includes a higher proportion of early-type M dwarfs than the NLTT1 and NLTT2 samples. The three mildly metal-poor stars mentioned in the text (LP 97-817, G 174-25 and LP 109-57) are identified by the points enclosed in open squares. The symbols have the same meaning as in figures 3 and 4.

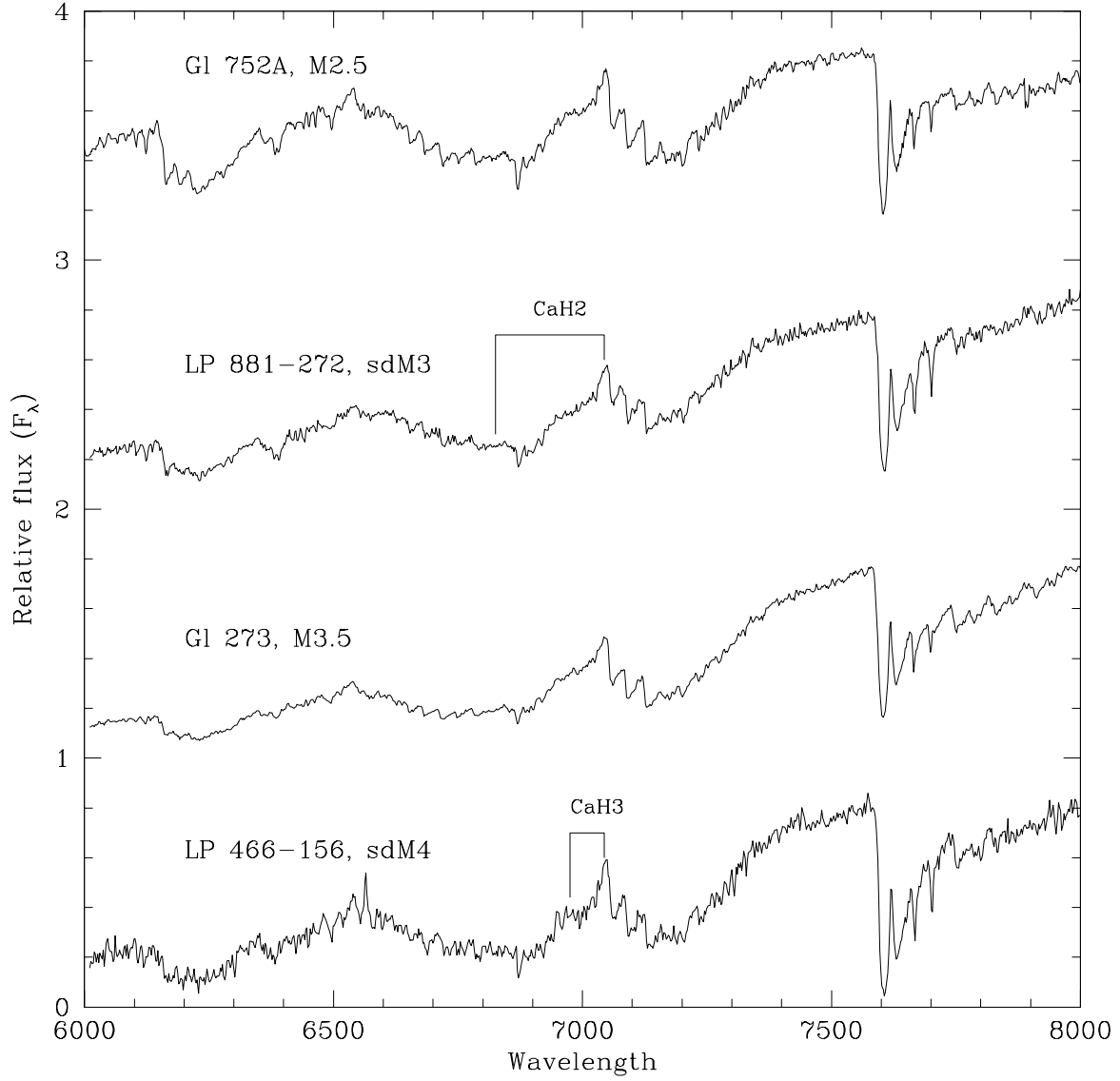


Fig. 6a.— LP 466-156 and LP 881-272, candidate intermediate subdwarfs from the NLTT2 sample. The locations of the CaH2 and CaH3 in-band and pseudo-continuum measurements are shown; the latter is centred on the peak flux immediately shortward of the  $\lambda 7050\text{\AA}$  TiO band.

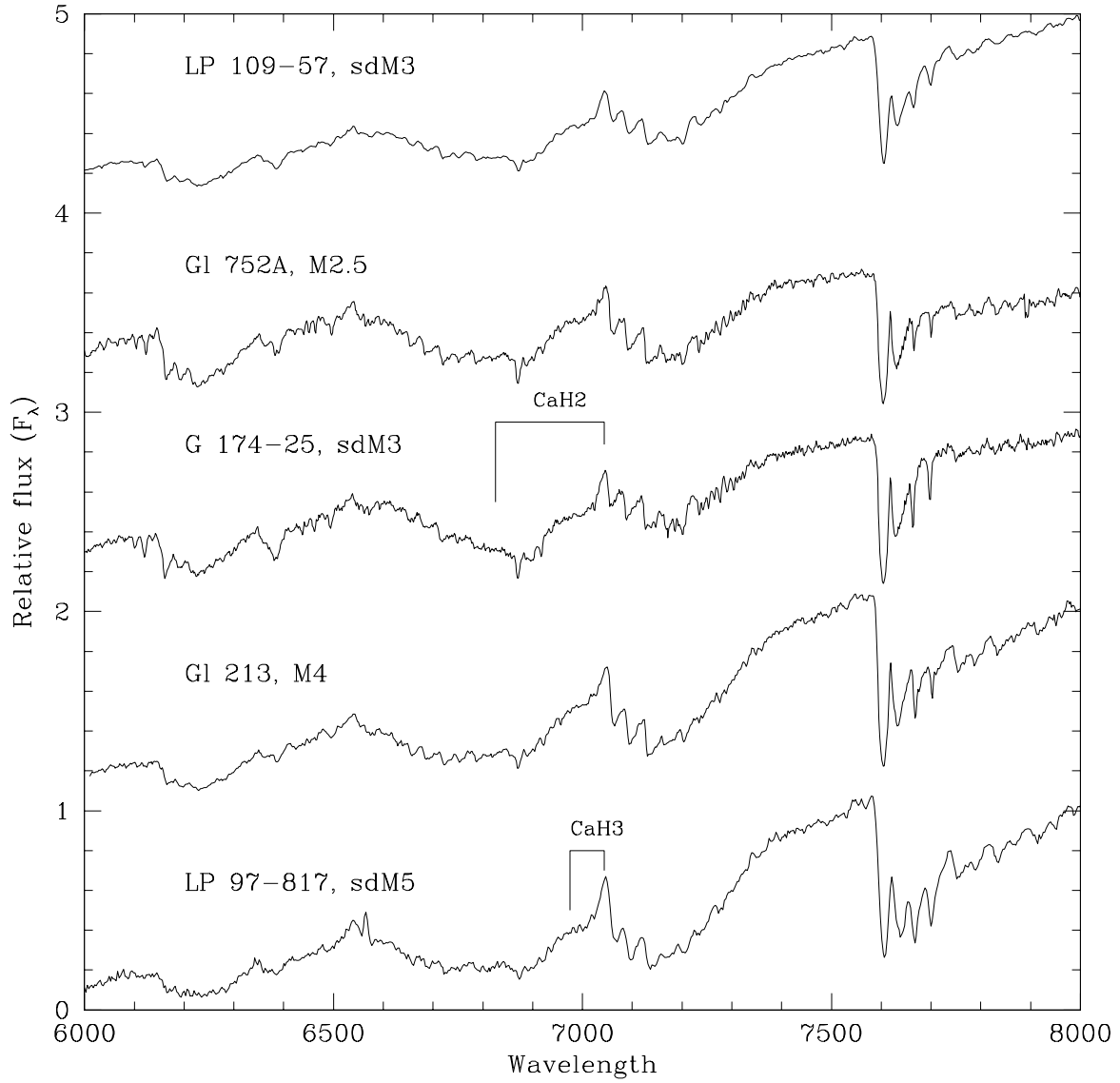


Fig. 6b.— LP 109-57, G 174-25 and LP 97-817, a further three candidate intermediate subdwarfs from the NLTT3 sample. We again identify the location of the reference points for the CaH2 and CaH3 band indices.

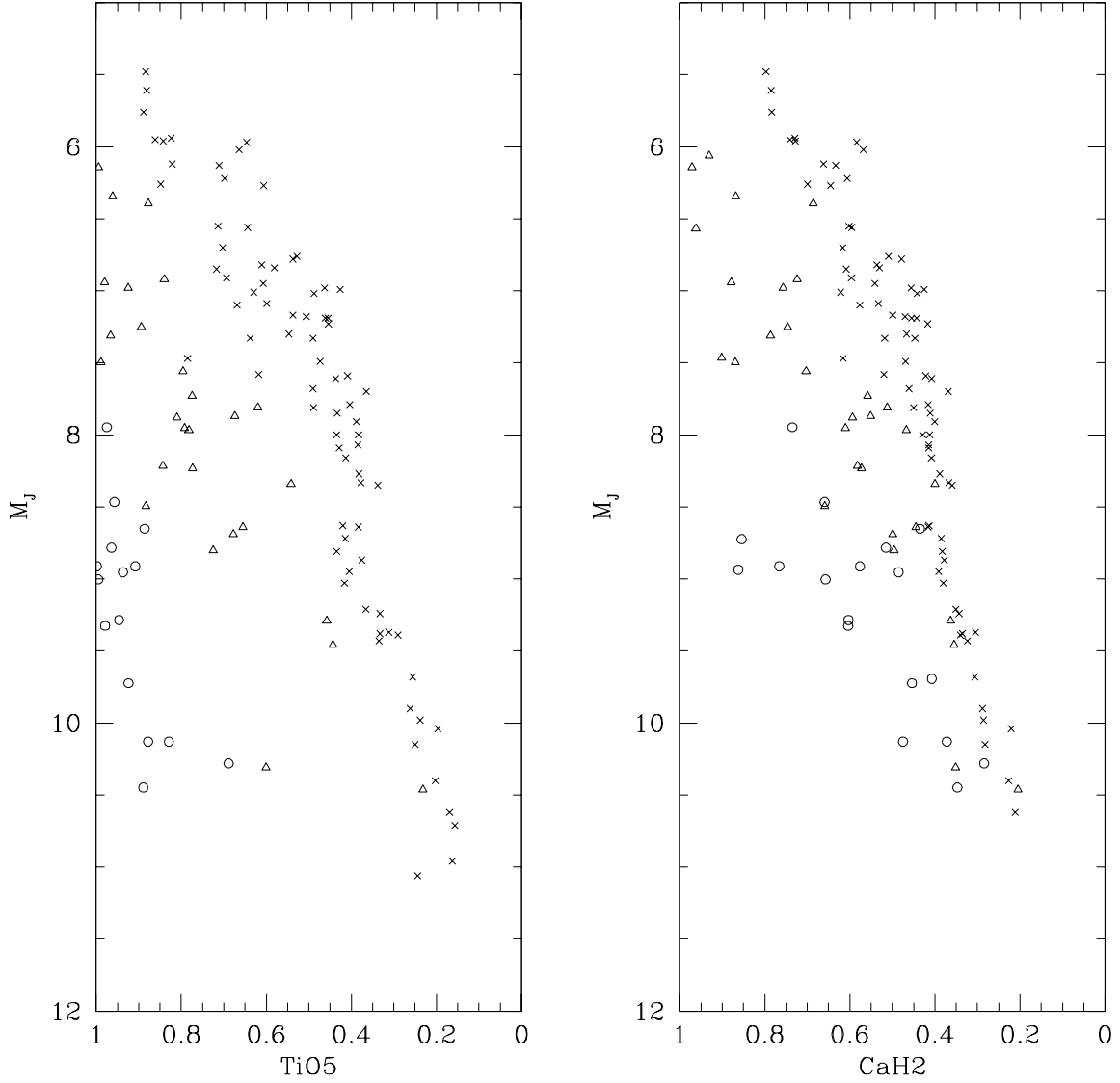


Fig. 7.— The  $(M_J, TiO5)$  and  $(M_J, CaH2)$  H-R diagrams for late-type dwarfs and subdwarfs. The crosses mark data for single stars with accurate trigonometric parallax measurements ( $\frac{\sigma_\pi}{\pi} < 7\%$ ) from the 8-parsec sample. sdM dwarfs are plotted as open triangles, and esdM dwarfs as open circles.

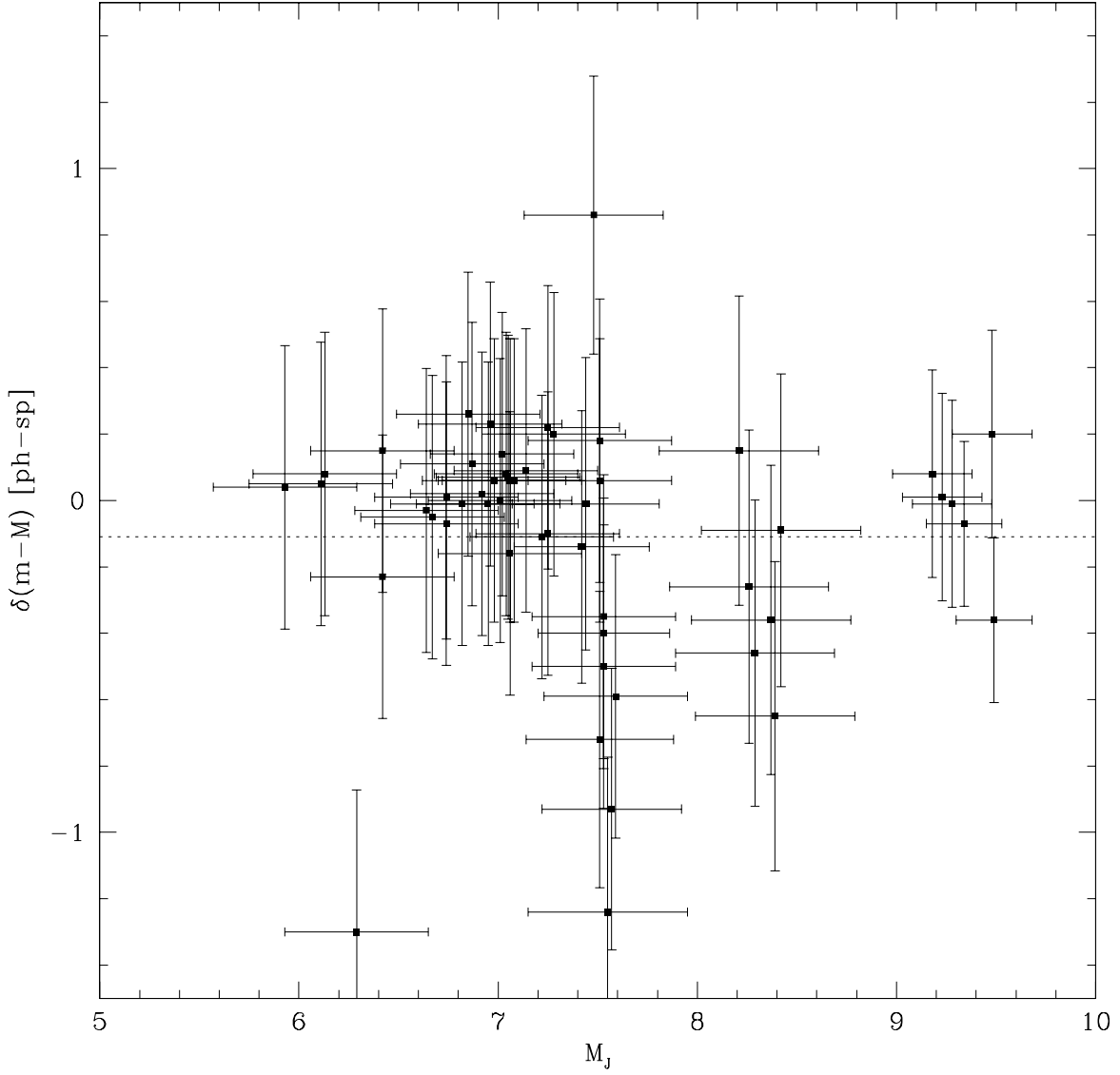


Fig. 8.— A comparison between photometric and spectrophotometric distance moduli for stars from the NLTT2 sample included in the present paper. The dotted line marks the formal mean difference (-0.13 mag). The scatter ( $\sigma = 0.36$  mag) is consistent with the formal uncertainties in the individual measurements.

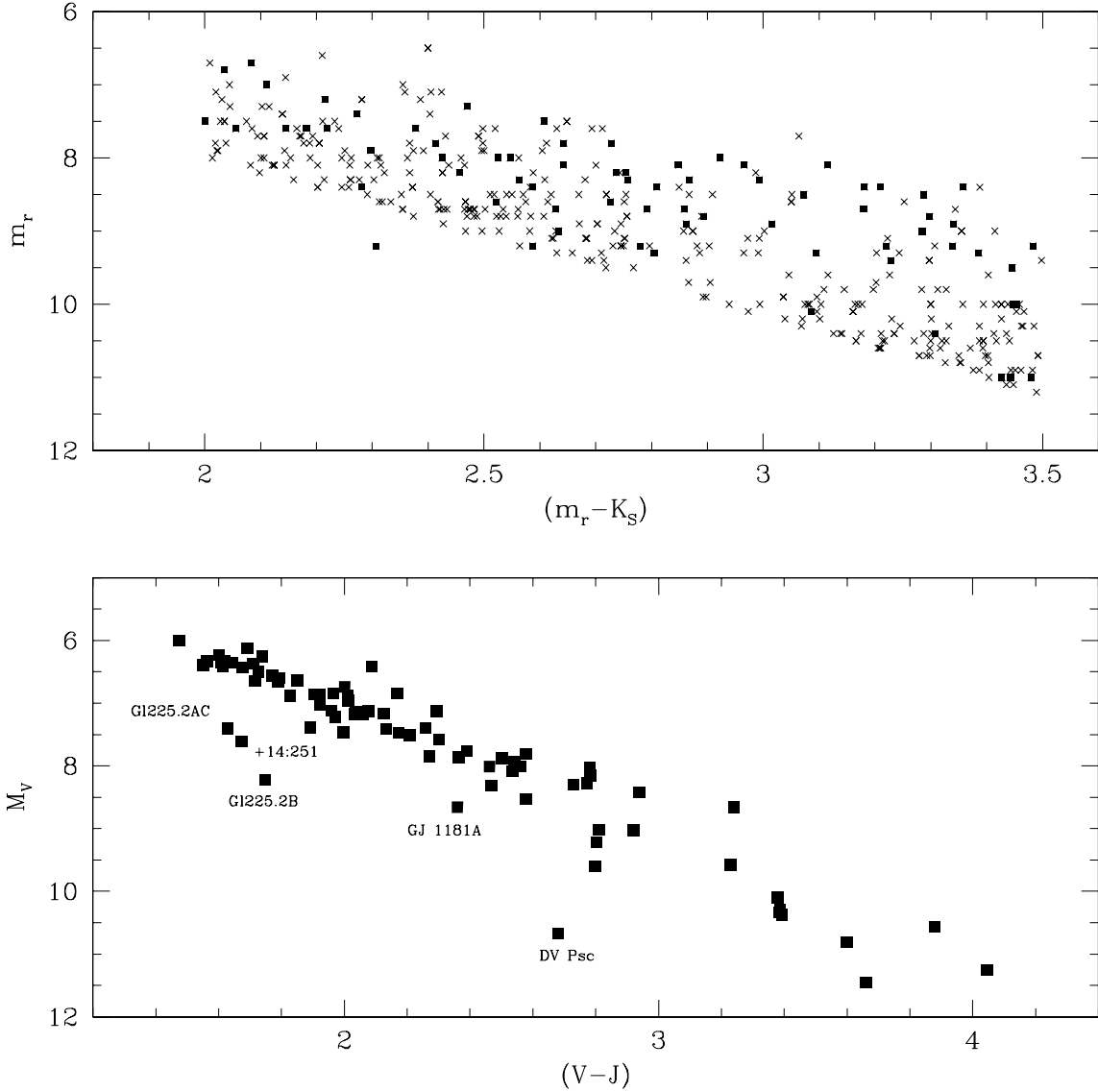


Fig. 9.— Photometric data for K and early-type M-dwarf nearby-star candidates selected from the rNLTT. The upper panel plots the  $(m_r, (m_r - K_S))$  distribution. Stars with distances measured at less than 20 parsecs are plotted as solid points. The lower diagram plots the  $(M_V, (V - J))$  distribution of the latter stars. The labeled points are discussed in the text; with the exception of GJ 1181A, the distances to these stars are probably underestimated.

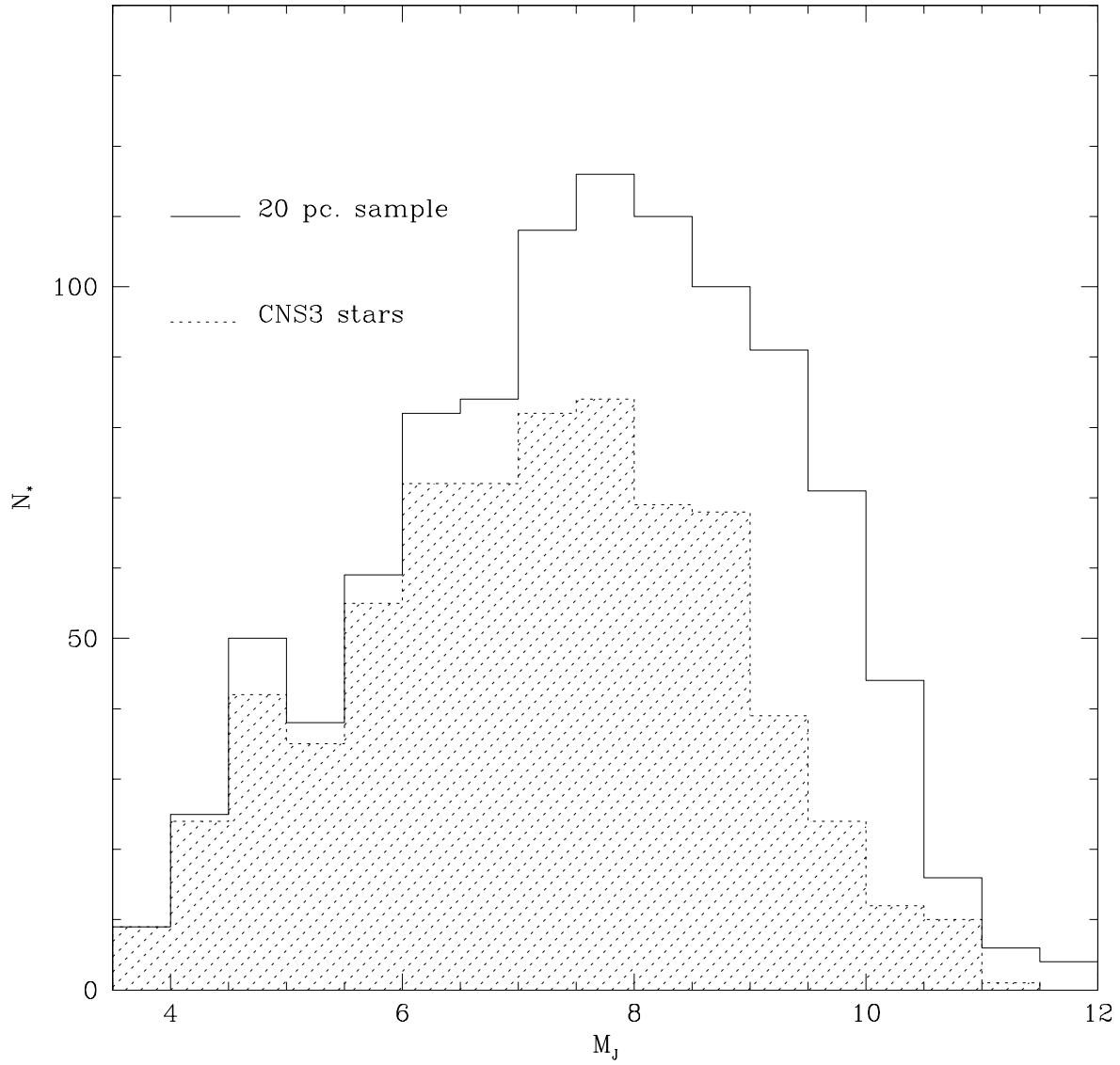


Fig. 10.— Statistics of the 20-parsec census: we plot the number-magnitude distribution for all stars identified as within 20 parsecs of the Sun, with the shaded area marking the contribution from stars catalogued in the CNS3. Most of the additions lie at faint magnitudes,  $M_J > 7$ .



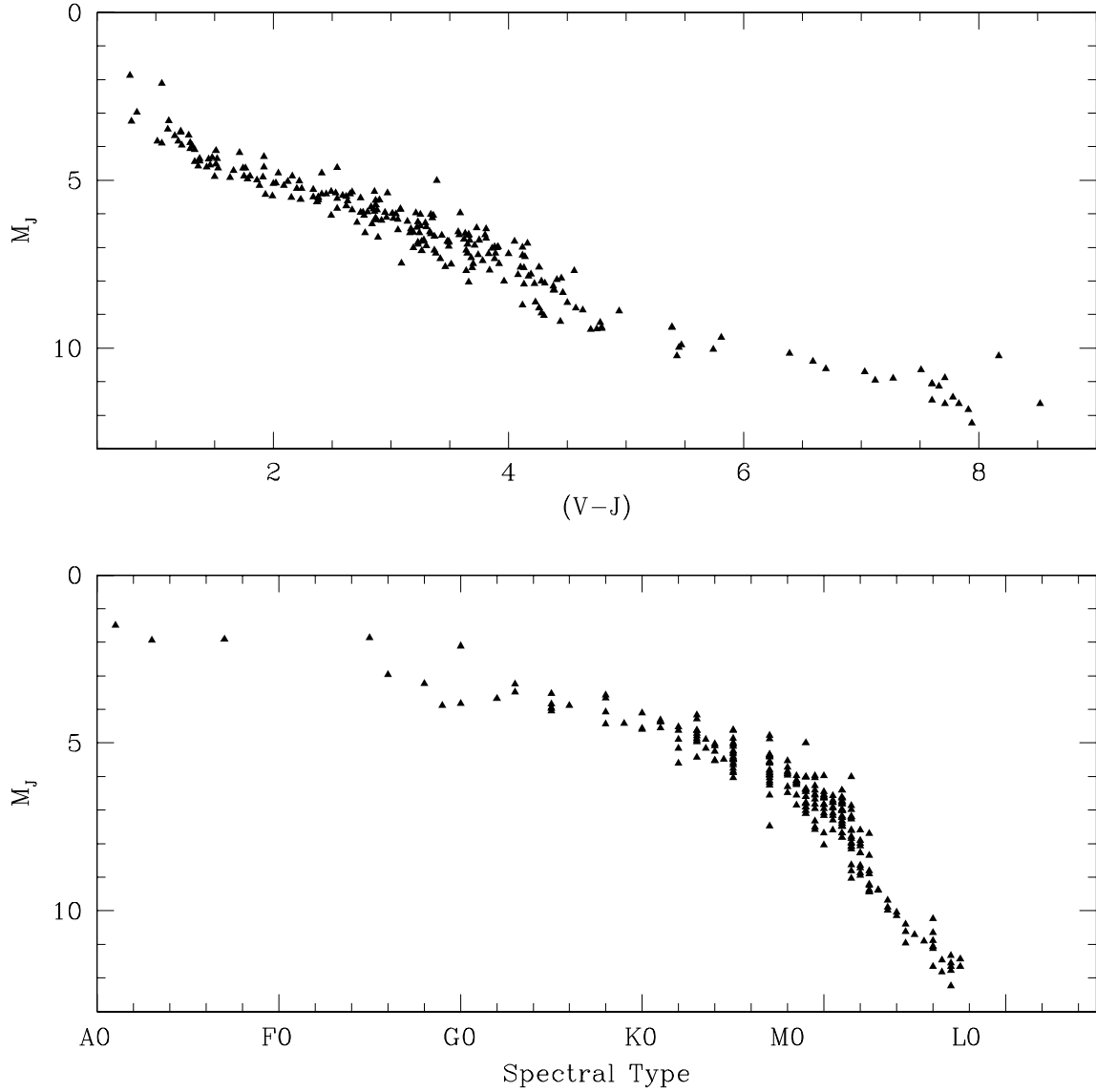


Fig. 11.— The  $(M_J, (V-J))$  and  $(M_J, \text{sp. type})$  relations, defined by stars with reliable photometry and trigonometric parallaxes measured to an accuracy  $\frac{\sigma_\pi}{\pi} < 7\%$ . Note the significant change in slope in the main sequence at  $4 < (V - J) < 4.5$ , corresponding to spectral types M2/M3.

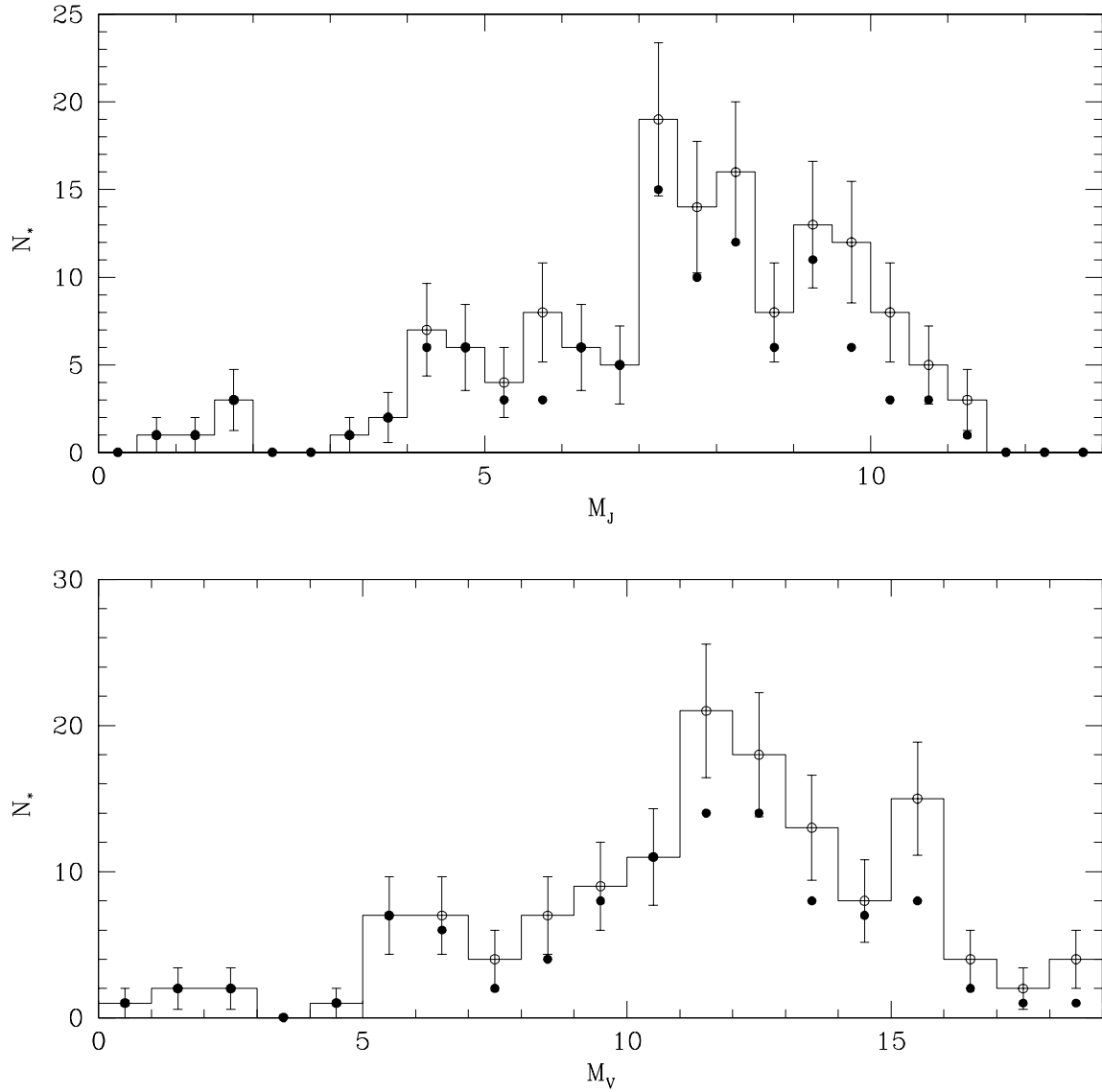


Fig. 12.— A comparison between the V-band and J-band luminosity functions derived from the northern 8-parsec sample. The histograms (and open circles) plot data for all stars, with the error bars showing the formal Poisson uncertainties; the solid points mark the contribution from single stars and primaries in multiple systems.

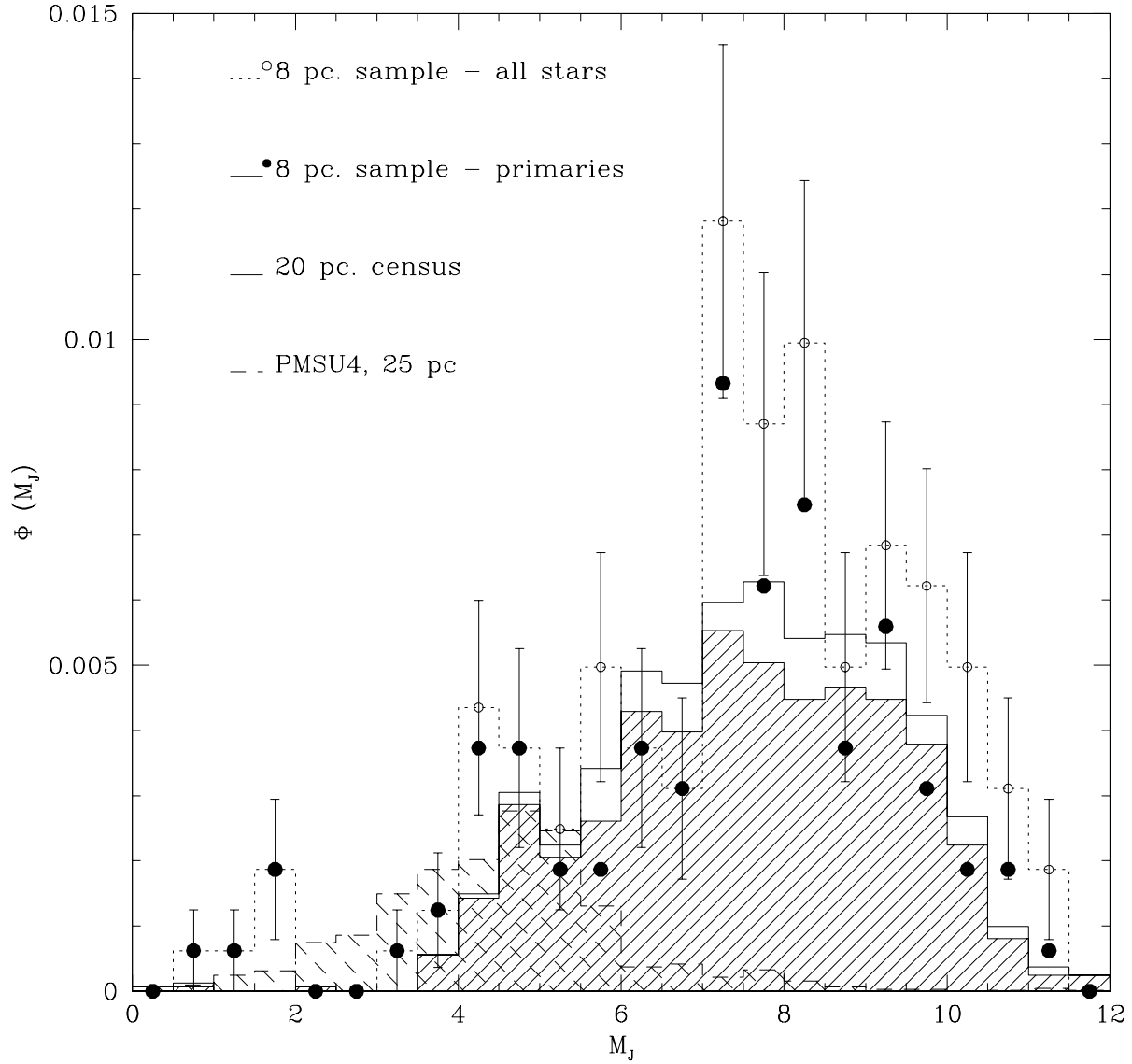


Fig. 13.— The J-band luminosity function: the space densities derived from the 20-parsec census are plotted as a solid-line histogram. The contribution from single stars and primaries is indicated by the bend-dexter hatched histogram (solid lines). These results can be compared against data for the PMSU4 sample at bright magnitudes (dashed line, bend-sinister shaded histogram), and for the northern 8-parsec sample (open circles and dotted histogram). As in Figure 12, the solid points mark the number densities of single stars and primaries in the latter sample. Malmquist and Lutz-Kelker corrections, as appropriate, have been applied in constructing these luminosity functions.

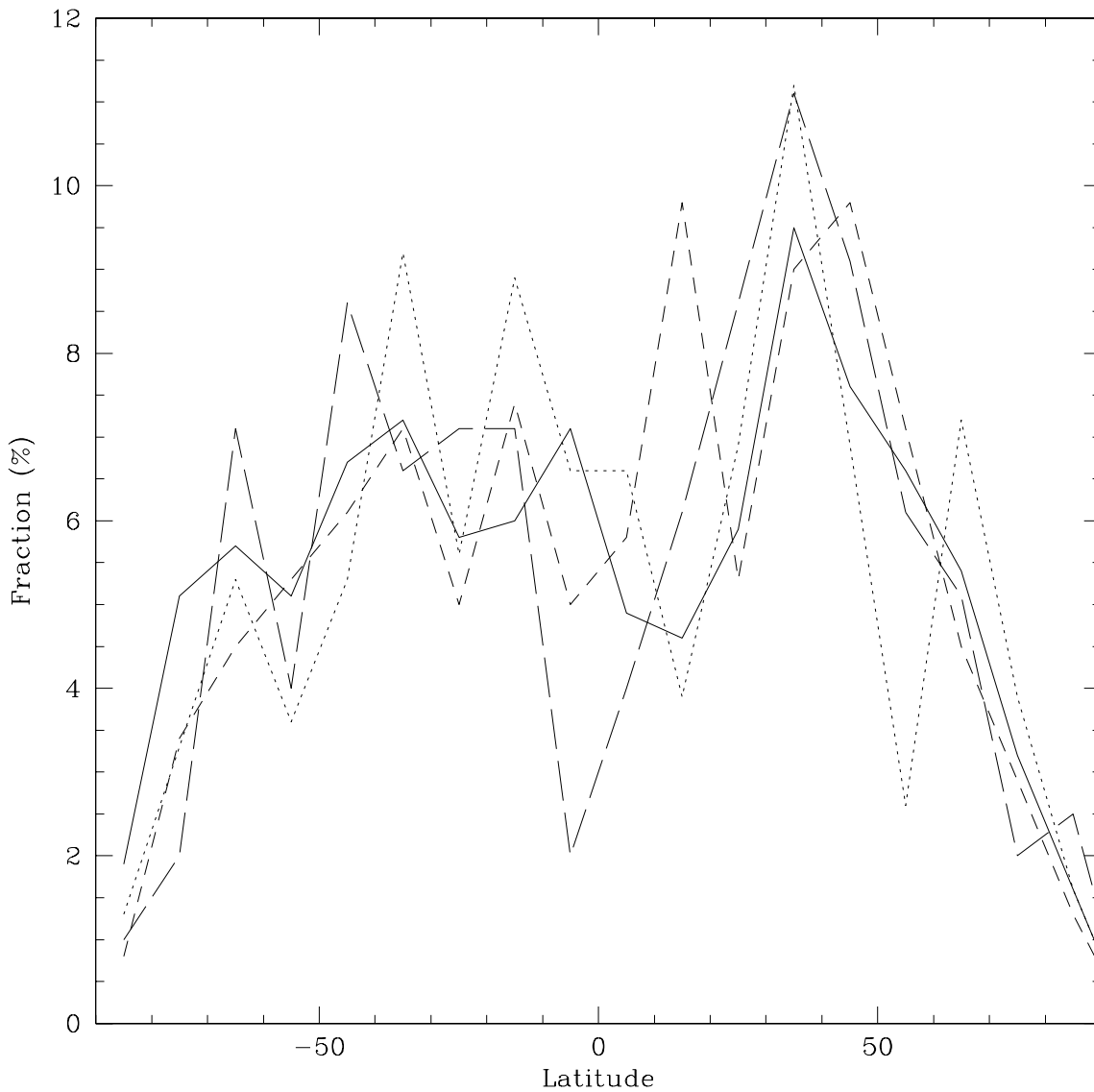


Fig. 14.— The latitude distribution of stars in the 20-parsec sample. We plot the percentage of stars in 10-degree bins in latitude for three absolute magnitude intervals:  $M_J < 7$  (dotted line);  $7 < M_J < 9$  (dashed line); and  $M_J > 9$  (long-dashed line). The solid line plots similar data for all 2M2nd NLTT dwarfs with  $8 < m_r < 10$ . There is evidence for a moderate deficit in the Plane at the faintest luminosities.

Table 1. Known nearby stars from NLTT2

name	Other	$\alpha$ (2000)	$\delta$	$m_r$	J	H	$K_S$	V	B-V	V-R	V-I	src.	$\pi_{trig}$	src.	Sp. type	(m-M)	$M_J$	Notes
G 130-53*	LHS 1037	0:11:56.5	33:03:17	12.4	9.04	8.40	8.12	13.00	1.62	1.12	2.56	1	...	...	...	1.55±0.30	7.49	
86- 67	LHS 1049	0:15:43.4	-67:59:35	13.8	8.85	8.24	7.96	12.50	...	1.07	2.39	10	...	...	M2.5	1.77±0.23	7.08	
86- 66*	LHS 1051	0:15:51.4	-67:59:51	11.6	7.84	7.21	6.93	10.95	...	...	...	10	...	...	M0.5	1.52±0.23	6.32	
404- 80	G 131-50	0:17:58.6	20:57:19	12.0	8.67	8.03	7.83	11.76	...	0.94	2.00	1	...	...	...	2.42±0.30	6.25	1
881- 64**	GJ 2005	0:24:44.2	-27:08:25	14.4	9.26	8.53	8.23	15.42	...	1.84	4.02	7	133±9	2	M5.5	-0.69±0.13	9.95	triple
825-288	G 266-123	0:29:58.6	-24:38:26	12.9	9.21	8.55	8.26	12.63	1.47	...	...	8	...	...	...	2.28±0.41	6.93	
G 172-11*		0:35:53.6	52:41:36	14.6	10.65	10.10	9.83	15.10	...	1.27	2.91	1	62±9	7	...	1.51±0.23	9.14	
-34:239**	GJ 1016	0:41:30.5	-33:37:31	10.8	7.70	7.08	6.86	10.58	1.43	...	...	2	50±2	1	K7.0	1.49±0.08	6.21	
193-564*		0:48:58.2	44:35:09	12.3	9.14	8.47	8.23	13.06	...	1.14	2.61	1	...	...	M3.0	1.71±0.23	7.43	2
646- 77**	GJ 1025	1:00:56.3	-4:26:57	12.8	9.06	8.51	8.23	13.32	1.73	...	...	3	...	...	M3.5	1.02±0.29	8.04	
G 172-35		1:02:53.4	47:03:03	13.4	9.38	8.76	8.56	12.74	...	1.01	2.21	1	31±11	7	...	2.73±0.29	6.65	3
-68:47**	Gl 54	1:10:22.8	-67:26:42	10.1	6.00	5.40	5.13	9.80	1.57	...	...	2	123±7	1	M2.0	-0.45±0.14	6.45	
-14:249	G 270-184	1:17:15.7	-13:15:47	10.9	7.78	7.18	6.92	10.80	1.45	...	...	2	41±3	1	...	1.93±0.15	5.85	
827-203*	G 269-155	1:24:47.5	-26:15:15	12.9	8.68	8.15	7.87	10.40	1.32	...	...	8	...	...	...	3.67±0.41	5.01	
-22:526**	G 274-57	1:32:26.3	-21:54:17	11.3	7.96	7.35	7.08	11.16	1.49	...	...	2	56±2	1	M1.0	1.24±0.07	6.72	45
828- 87		1:42:49.3	-25:53:24	11.3	8.51	7.91	7.63	11.65	1.46	...	...	2	29±9	1	...	2.32±0.37	6.19	
709- 81	Gl 81.1B	1:57:11.1	-10:14:52	11.2	8.45	7.78	7.59	11.20	1.40	0.90	1.79	9	29±9	1	K7.0	2.44±0.23	6.01	
469- 42**	Gl 83.1	2:00:12.8	13:03:10	12.5	7.50	6.96	6.65	12.27	1.81	1.36	3.13	1	222±5	3	M4.5	-1.75±0.04	9.25	
G 134-1**	Gl 84.2	2:06:57.2	45:11:04	10.5	7.43	6.80	6.61	10.29	1.49	0.90	1.81	1	55±7	4	K7.0	1.43±0.20	6.00	
469-206**	LHS 1375	2:16:29.8	13:35:13	14.8	9.88	9.27	8.92	15.79	1.98	...	...	3	116±6	5	M5.5	-0.29±0.13	10.17	
G 159-64		2:25:42.9	-1:14:26	13.3	9.72	9.12	8.82	13.53	1.57	1.09	2.47	1	...	...	...	2.47±0.30	7.25	
771- 95**	LTT1445	3:01:51.1	-16:35:30	11.1	7.14	6.57	6.28	10.40	...	...	...	2	93±38	1	M3.5	0.06±0.26	7.08	
771- 96**		3:01:51.5	-16:35:35	11.8	7.32	6.78	6.49	10.40	...	...	...	2	93±38	1	M3.0	0.42±0.26	6.90	4
771- 72**	Gl 121.1	3:02:38.0	-18:09:58	11.5	8.22	7.59	7.27	11.80	1.52	1.05	2.33	5	48±4	1	M2.0	1.44±0.14	6.78	
652- 5	G 77-25	3:07:33.8	-3:58:16	11.0	7.97	7.35	7.14	10.86	1.41	...	...	2	17±4	1	M0.0	2.33±0.25	5.64	
-28:1030**	GJ 1054 A	3:07:55.8	-28:13:10	10.0	7.24	6.58	6.36	10.21	...	...	...	2	52±5	1	M0.0	1.21±0.17	6.03	
652- 62	G 77-28	3:11:04.9	-4:36:35	13.5	9.43	8.79	8.51	13.13	1.49	...	...	16	...	...	...	2.16±0.41	7.27	
+37:748**	Gl 134	3:18:07.4	38:15:08	10.5	7.04	6.38	6.17	10.28	1.48	0.96	2.08	1	58±2	1	M1.5	1.19±0.08	5.85	
G 77-46**	Steph. 370	3:21:46.9	-6:40:24	11.5	7.86	7.28	6.98	11.12	1.38	0.84	1.65	1	63±17	4	M2.0	1.26±0.23	6.60	
91-140**	LHS 1572	3:38:10.0	-68:56:46	12.0	8.20	7.61	7.37	11.95	...	1.08	2.41	10	61±17	4	M2.5	1.02±0.23	7.18	
G 160-19**	LHS 1582	3:43:22.0	-9:33:51	13.6	9.81	9.18	8.87	14.59	...	1.32	3.03	1	66±14	4	M4.5	0.84±0.24	8.97	
W 1322**	Gl 157.1	3:59:53.5	26:05:23	12.3	8.73	8.06	7.81	12.62	1.52	1.11	2.54	1	44±7	4	M3.0	1.47±0.20	7.26	
R 587**	Gl 162	4:08:37.3	33:38:13	10.4	7.00	6.38	6.17	10.20	1.52	0.95	2.01	1	73±2	1	M0.5	0.68±0.05	6.32	
- 7:781B**	Gl 166 C	4:15:21.7	-7:39:17	10.6	6.74	6.28	5.97	11.17	1.67	...	...	3	198±8	1	M4.5	-1.58±0.04	8.32	
92- 38		4:21:51.7	-67:39:34	13.0	9.30	8.72	8.46	12.90	...	1.06	2.35	10	...	...	...	2.40±0.30	6.90	

Table 1—Continued

name	Other	$\alpha$ (2000)	$\delta$	$m_r$	J	H	$K_S$	V	B-V	V-R	V-I	src.	$\pi_{trig}$	src.	Sp. type	(m-M)	$M_J$	Notes
L 374-6**	LHS 1668	4:24:56.2	-40:02:46	13.4	9.55	9.00	8.69	14.10	...	1.33	3.03	10	60±18	4	M3.0	0.88±0.24	8.67	
130- 37**		4:28:05.7	-62:09:25	12.3	8.93	8.36	8.01	13.04	1.54	...	...	16	...		...	1.00±0.41	7.93	
G 8-41**	LHS 1681	4:33:33.9	20:44:46	13.8	9.75	9.22	8.94	14.60	...	1.39	3.17	10	64±13	4	M4.0	0.83±0.24	8.92	
715- 52**	Gl 173	4:37:41.9	-11:02:19	10.8	6.97	6.33	6.09	10.34	1.49	1.02	2.20	2	90±2	1	M1.5	0.22±0.04	6.75	
+18:683**	Gl 176	4:42:55.7	18:57:31	10.0	6.42	5.83	5.57	9.98	1.53	1.03	2.26	1	106±2	1	M2.0	-0.13±0.04	6.55	
G 39-37	LHS 1705	4:50:50.4	26:07:26	13.1	9.12	8.60	8.31	12.82	1.56	1.07	2.38	1	39±11	4	M2.5	2.05±0.23	7.06	
716- 35	GJ 3327	5:05:11.8	-12:00:28	12.4	9.11	8.48	8.23	12.97	1.57	1.46	2.62	11	54±17	4	M3.0	1.73±0.22	7.38	
57- 44*	LHS 1749	5:16:00.4	-72:14:13	12.1	8.24	7.61	7.36	11.70	1.40	...	...	3	52±10	4	M2.0	1.34±0.27	6.90	
658- 33*	LHS 1785	5:47:09.1	-5:12:10	14.3	10.05	9.52	9.18	14.54	1.78	...	...	3	62±5	4	M4.5	1.28±0.15	8.77	
57- 40**	LHS 213	6:00:46.5	68:08:30	13.1	9.19	8.58	8.32	13.32	...	1.16	2.67	1	50±2	4	M4.0	1.53±0.11	7.66	
57- 41**	LHS 214	6:00:49.4	68:09:23	12.9	8.93	8.35	8.05	12.94	...	1.14	2.61	1	50±2	4	M3.5	1.53±0.11	7.40	
95- 2	W <sub>0</sub> 9206	6:10:59.9	-65:12:19	11.1	8.27	7.64	7.43	11.29	1.42	0.94	1.96	12	34±4	1	M0.5	2.12±0.18	6.15	
R 417*	Gl 231.3	6:19:20.8	-6:39:21	12.6	9.12	8.54	8.23	13.05	1.62	1.12	2.54	1	68±19	4	M3.0	1.56±0.19	7.56	
L 381-4**		6:36:18.3	-40:00:23	11.0	7.64	7.07	6.79	10.60	1.46	...	...	2	52±2	1	...	1.44±0.06	6.20	
32- 9**		6:33:43.4	-75:37:48	10.8	6.74	6.14	5.86	10.35	...	...	...	2	114±3	1	...	-0.29±0.06	7.03	
R 419	LHS 1867	6:46:07.5	32:33:14	12.2	8.99	8.41	8.21	12.15	1.53	0.97	2.04	1	40±1	1	M0.5	1.99±0.07	7.00	5
122- 59**	LHS 224	7:03:55.7	52:42:07	12.9	8.54	8.09	7.78	13.29	...	1.35	3.15	1	109±2	4	M5.0	-0.19±0.08	8.73	
- 2:2198 **		7:36:07.1	-3:06:38	10.6	6.81	6.14	5.94	9.87	1.46	...	...	2	70±2	1	...	0.78±0.05	6.03	
763- 1**	LHS 1935	7:38:40.9	-21:13:27	11.8	7.89	7.34	7.06	11.72	1.61	1.10	2.48	1	92±3	1	M3.0	0.18±0.07	7.71	
R 391	GJ 1100	7:47:03.1	-13:56:18	11.8	8.53	7.94	7.73	11.50	1.38	...	...	2	34±3	1	M0.0	2.35±0.15	6.18	
603- 1**	GJ 1103 A	7:51:54.7	-0:00:11	13.0	8.52	7.92	7.66	13.22	...	1.32	3.05	1	114±3	7	M4.5	-0.28±0.06	8.80	
898- 1**	L601-78 AB	7:54:54.8	-29:20:56	13.4	8.27	7.68	7.34	12.85	...	1.31	3.00	10	80±18	4	M4.0	-0.19±0.22	8.46	
-39:3869**	Gl 296	8:00:02.1	-40:02:21	10.3	7.04	6.46	6.27	9.65	1.33	0.83	1.61	5	59±22	4	K7.0	1.24±0.22	5.80	
784- 12		8:02:03.4	-17:10:18	11.5	8.19	7.61	7.36	11.34	1.48	...	...	2	35±4	1	...	2.15±0.21	6.04	
+21:1764B**	LHS 5134	8:08:13.7	21:06:09	10.6	7.30	6.71	6.47	11.00	...	...	...	3	58±3	1	M2.5	1.17±0.10	6.13	6
17-113**		8:13:44.6	79:18:11	14.6	10.00	9.41	9.14	14.80	...	1.36	3.14	1	...		...	0.80±0.30	9.20	
843- 1**	Gl 300	8:12:40.9	-21:33:05	11.4	7.62	6.96	6.70	12.11	1.59	1.25	2.87	5	17±2	4	M4.0	-1.01±0.15	8.63	
-13:2439**	Gl 301 A	8:13:08.5	-13:55:00	9.9	6.61	6.03	5.80	9.38	1.39	...	...	2	46±4	1	K7.	1.21±0.15	5.40	
843- 17	V430 Pup	8:15:40.1	-26:00:35	11.5	7.62	7.06	6.86	10.10	1.25	...	...	2	32±2	1	...	2.49±0.11	5.13	
35-347**	USNO 710	8:25:52.9	69:02:01	15.5	10.10	9.47	9.17	15.67	2.04	...	...	13	80±7	5	...	0.41±0.17	9.69	
35-220	G 252-12	8:31:17.2	72:37:31	12.8	9.11	8.47	8.28	12.57	...	1.03	2.26	0	...		...	2.39±0.30	6.72	
60-100	LHS 2038	8:41:03.9	67:39:38	14.1	10.25	9.69	9.40	14.66	...	1.25	2.85	1	42±6	5	...	1.90±0.22	8.35	
90-134**	G 195-22	9:17:46.0	58:25:22	14.2	10.27	9.73	9.41	15.12	...	1.37	3.17	1	65±6	4	M4.5	1.11±0.15	9.16	
VM27**	Gl 340B	9:17:40.1	28:33:20	13.7	9.87	9.32	9.02	13.66	...	1.08	2.42	1	58±4	4	...	1.18±0.15	8.69	
Grw +70:433**	Gl 360	9:42:35.0	70:02:02	10.6	6.93	6.35	6.09	10.58	1.50	1.05	2.34	1	85±3	1	M2.0	0.35±0.08	6.59	

Table 1—Continued

name	Other	$\alpha$ (2000)	$\delta$	$m_r$	J	H	$K_S$	V	B-V	V-R	V-I	src.	$\pi_{trig}$	src.	Sp. type	(m-M)	$M_J$	Notes
37- 75*	GJ 1131	10:07:59.5	69:14:45	14.4	10.08	9.55	9.30	14.35	...	1.23	2.81	1	56±7	4	M4.0	1.63±0.13	8.45	
+31:2240B**	Gl 414 B	11:11:02.5	30:26:41	10.0	6.60	5.99	5.74	9.98	1.49	0.99	2.15	1	84±4	1	M1.5	0.38±0.02	6.22	
F 31A**	Gl 414.1A	11:11:19.8	43:25:03	11.2	7.29	6.71	6.49	10.88	1.53	1.06	2.39	1	59±4	1	M2.5	1.03±0.09	6.26	
F 31B**	Gl 414.1B	11:11:19.5	43:25:02	11.5	7.39	6.74	6.55	10.92	1.63	...	...	2	59±4	1	M2.5	1.15±0.15	6.24	
R 1003**	GJ 1148	11:41:44.7	42:45:07	11.5	7.63	7.09	6.83	11.92	1.52	1.18	2.74	1	91±3	1	M4.0	0.21±0.07	7.42	
319- 75**	Gl 436	11:42:11.0	26:42:25	10.8	6.91	6.32	6.08	10.65	1.52	1.07	2.41	1	98±2	1	M2.5	0.05±0.05	6.86	
+36:2219**	Gl 450	11:51:07.4	35:16:18	10.6	6.44	5.82	5.62	9.72	1.50	0.94	2.08	6	117±1	1	M1.0	-0.34±0.03	6.78	
673- 42*	Gl 452 A	11:53:16.1	-7:22:27	11.6	8.26	7.70	7.43	11.89	1.53	1.06	2.35	1	49±3	1	M2.5	1.57±0.13	6.69	
W 422		12:32:55.8	12:11:34	13.1	9.46	8.84	8.57	13.21	1.57	1.09	2.45	1	...	...	...	2.30±0.30	7.16	
321- 96		12:41:43.0	26:14:38	18.3	11.12	10.52	10.31	14.08	...	0.95	1.90	1	...	...	...	5.05±0.30	6.07	
+36:2322B**	Gl 490 B	12:57:39.4	35:13:19	13.4	8.84	8.27	8.00	13.20	1.64	...	...	3	55±3	1	M4.0	1.29±0.11	7.55	
322-628**	LHS 2674a	13:06:50.3	30:50:54	14.9	10.23	9.65	9.34	15.58	1.76	...	3.47	4	...	...	M5.0	0.58±0.16	9.65	
322-936**	Sand. 232	13:11:21.6	28:32:41	15.0	10.83	10.27	9.96	15.92	1.91	...	3.34	4	...	...	...	1.38±0.30	9.45	
R 486A**	Gl 512 A	13:28:21.1	-2:21:36	11.4	7.50	6.91	6.64	11.42	1.49	1.10	2.49	5	71±2	1	M3.0	0.76±0.07	6.74	
R 486B**	Gl 512 B	13:28:21.5	-2:21:31	13.3	9.22	8.57	8.32	13.69	1.64	1.27	2.91	5	71±2	1	M4.0	0.76±0.07	8.46	
323-158**	G165-8	13:31:46.6	29:16:36	12.9	7.62	7.03	6.70	11.95	1.57	1.22	2.82	1	0.126±5	6	M4.0	-0.50±0.09	8.12	
323-169**		13:32:39.1	30:59:06	13.7	9.62	9.06	8.72	14.45	...	...	3.03	11	...	...	...	0.47±0.30	9.15	47
65-494		13:32:00.0	66:36:00	13.5	9.90	9.38	9.05	14.05	...	1.20	2.71	1	...	...	...	2.20±0.30	7.70	
323-239*	LHS 358	13:41:11.7	30:01:26	16.5	11.22	10.75	10.46	15.83	1.75	...	...	3	48±2	7	M4.5	1.59±0.09	9.63	
66-274**	LHS 2819	13:52:50.6	66:49:06	15.1	10.51	9.94	9.64	15.69	1.90	...	...	3	...	...	M5.0	0.95±0.17	9.56	
- 1:2892**	Gl 536	14:01:03.2	-2:39:18	10.1	6.48	5.93	5.67	9.71	1.48	0.96	2.06	1	98±2	1	M1.0	0.04±0.04	6.44	
40-299		14:08:50.3	73:16:29	18.4	10.85	10.38	10.08	15.45	...	1.32	3.01	1	...	...	...	2.05±0.30	8.80	
98- 79**	LHS 2930	14:30:37.8	59:43:25	18.3	10.77	10.12	9.76	17.88	...	...	4.57	6	103±2	4	M5.5	-0.07±0.02	10.84	
221-179		14:34:14.5	39:40:55	14.1	10.01	9.47	9.21	13.92	...	1.11	2.51	1	...	...	...	2.69±0.30	7.32	
67-339		15:14:46.8	64:33:43	14.0	9.78	9.26	8.98	13.98	1.86	1.23	2.78	1	...	...	...	2.06±0.30	7.72	
G 224-65**		15:23:51.4	58:28:06	14.2	9.92	9.31	9.07	14.31	...	...	2.86	11	...	...	...	1.49±0.32	8.43	
BD+57:1590B		15:29:09.4	57:24:41	12.3	8.83	8.23	8.00	12.8:	...	...	...		23±1	1	...	-3.17±0.06	5.66	
917- 1**	L626-41	16:14:22.0	-28:30:36	14.0	8.94	8.36	8.12	12.96	...	1.17	2.67	10	...	...	M3.5	1.16±0.24	7.78	
-24:12677**	Gl 620	16:23:07.7	-24:42:34	10.6	7.27	6.59	6.39	10.22	1.46	0.99	1.93	1	60±2	1	M0.0	1.13±0.07	6.14	
-31:13358**	HD 152606	16:55:38.0	-32:04:03	9.6	6.89	6.23	6.03	9.58	1.38	...	...	2	54±2	1	...	1.36±0.07	5.53	
-34:11626C**	Gl 667 C	17:18:58.7	-34:59:48	9.7	6.86	6.35	6.05	10.26	1.57	0.90	2.12	6	140±9	4	M1.5	-0.73±0.14	7.59	
920- 1	Gl 672.1	17:23:49.2	-32:15:15	11.9	8.38	7.80	7.48	11.64	1.47	...	...	2	43±4	1	M1.5	1.81±0.17	6.57	
+61:1678C**	Gl 685	17:35:34.5	61:40:53	10.2	6.85	6.26	6.04	9.97	1.47	0.94	1.96	1	71±1	1	M0.5	0.75±0.02	6.10	
L 414-103**	LHS 3317	17:42:43.8	-41:01:08	13.2	8.57	7.86	7.63	12.55	...	1.13	2.55	10	21±19	7	M3.0	1.07±0.23	7.50	
808- 1	Gl 690.1	17:42:32.3	-16:38:23	13.0	9.44	8.88	8.65	13.05	...	1.03	2.32	1	51±7	4	M2.5	2.11±0.19	7.33	

Table 1—Continued

name	Other	$\alpha$ (2000)	$\delta$	$m_r$	J	H	$K_S$	V	B-V	V-R	V-I	src.	$\pi_{trig}$	src.	Sp. type	(m-M)	$M_J$	Notes
44- 37		17:39:28.4	69:28:02	14.8	11.02	10.44	10.13	15.78	1.46	1.41	3.07	14	...		...	1.87±0.30	9.15	
-32:13297**	GJ 2130A	17:46:12.8	-32:06:08	10.7	7.13	6.52	6.22	10.49	1.46	...	...	2	68±8	1	...	0.65±0.22	6.48	
102-320	LHS 3339	17:55:33.4	58:24:26	17.1	11.80	11.23	10.85	17.98	...	...	3.96	6	47±1	4	M6.0	1.66±0.07	10.14	
G 155-1**	GJ 1224	18:07:32.9	-15:57:46	13.8	8.67	8.11	7.85	13.61	...	1.39	3.17	1	133±5	4	M4.5	-0.61±0.09	9.28	
W 835	G 183-33	18:15:43.6	18:56:20	11.0	7.75	7.17	6.96	10.84	1.50	0.94	1.95	1	43±2	1	M0.0	1.83±0.11	5.92	
+45:2688**	Gl 709	18:16:31.1	45:33:27	10.9	7.26	6.65	6.44	10.31	1.43	...	...	2	58±1	1	M0.5	1.16±0.02	6.11	
+24:3411	G 183-41	18:25:04.8	24:38:05	11.4	7.83	7.17	6.97	10.79	1.61	0.92	1.87	1	46±2	1	M0.0	1.69±0.07	6.14	
G 155-26		18:35:26.4	-19:43:48	14.6	9.51	8.97	8.68	13.40	...	1.09	2.45	10	...		...	2.16±0.30	7.35	
R 149**	G 141-21	18:36:19.2	13:36:26	12.6	8.21	7.59	7.36	12.46	...	1.21	2.77	1	...		M4.0	0.04±0.24	8.17	
G 155-29**	GJ 2138	18:38:44.7	-14:29:25	12.6	7.68	7.07	6.85	11.28	1.56	...	...	2	79±3	1	M2.5	0.53±0.08	7.15	
751- 15**	G 155-42	18:48:01.3	-14:34:50	12.4	8.33	7.80	7.53	12.13	1.51	...	...	3	...		M2.5	1.21±0.27	7.12	
R 154**	Gl 729	18:49:49.3	-23:50:10	11.0	6.20	5.64	5.36	10.43	1.75	1.15	2.68	1	336±2	1	M3.5	-2.63±0.00	8.83	
811- 17		18:57:32.6	-19:02:46	11.1	7.80	7.22	6.99	10.67	1.44	...	...	2	42±4	1	...	1.89±0.19	5.91	
336- 6**	Gl 747 AB	19:07:42.8	32:32:39	11.6	7.24	6.65	6.40	11.26	1.71	1.16	2.61	1	...		M3.0	-0.40±0.02	7.64	
G 185-8		19:09:11.2	22:06:49	13.7	9.95	9.45	9.22	13.40	...	1.23	2.26	10	...		...	3.32±0.30	6.63	
452- 2**	GJ 1232	19:09:51.0	17:40:07	14.1	8.78	8.18	7.86	13.50	...	1.33	3.04	1	94±4	4	M4.5	0.14±0.09	8.64	
R 733**	Wo 9652 A	19:14:39.2	19:19:02	11.5	7.56	7.01	6.81	11.59	1.42	1.11	2.55	1	52±3	1	M3.5	1.40±0.11	6.96	
R 734**	Wo 9652 B	19:14:39.3	19:18:22	13.4	9.10	8.56	8.34	13.28	1.51	1.18	2.71	1	52±3	1	M3.5	1.40±0.11	7.70	
692- 15**	Gl 754.1B	19:20:33.5	-7:39:43	12.1	8.23	7.65	7.40	12.12	1.63	...	...	3	89±7	1	M2.5	0.03±0.10	8.20	
452- 1**	GJ 1235	19:21:38.9	20:52:07	13.8	8.83	8.24	7.93	13.37	...	1.28	2.93	1	100±4	7	M4.5	0.00±0.08	8.83	
R 163	Gl 756	19:21:51.3	28:39:57	11.6	8.35	7.76	7.55	11.53	1.42	0.91	2.03	6	39±7	1	M1.5	1.80±0.18	6.55	
G 207-30	LHS 3459	19:22:40.9	29:26:02	14.9	10.75	10.24	9.99	15.35	...	1.30	3.02	1	48±6	4	M4.5	1.86±0.14	8.89	
R 164**	G 185-22	19:25:08.5	28:21:13	13.2	8.45	7.86	7.56	12.48	1.56	...	...	3	...		M3.0	0.85±0.27	7.60	
452- 10**	LTT15678	19:26:49.4	16:43:01	12.8	9.01	8.36	8.16	13.09	...	1.17	2.66	1	...		M3.0	1.47±0.23	7.54	
G 208-25		19:27:17.5	42:31:53	14.3	10.46	9.90	9.62	13.67	1.37	...	...	13	...		...	4.07±0.41	6.39	
G 92-5		19:29:44.9	-1:56:27	13.8	10.00	9.47	9.24	13.67	1.37	...	...	13	...		...	3.17±0.41	6.83	
G 125-14		19:31:11.7	36:08:14	14.9	10.91	10.41	10.14	14.16	1.50	...	...	8	...		...	4.64±0.41	6.27	
R 1063 **	G 125-18	19:33:39.4	39:31:37	12.2	8.11	7.55	7.32	11.70	...	1.04	2.31	1	...		M1.5	1.26±0.23	6.85	
R 741	G 92-13	19:35:55.1	-1:05:39	12.9	9.38	8.72	8.51	12.04	2.06	...	...	0	...		...	3.53±0.41	5.85	
G 125-27	LHS 3478	19:41:27.8	32:39:51	14.5	10.29	9.78	9.57	13.85	1.46	...	...	17	31±4	5	...	3.31±0.27	6.98	
337- 3**	G 125-30	19:45:49.7	32:23:13	11.5	7.56	7.01	6.76	10.86	...	0.97	2.10	1	88±5	1	M1.0	0.29±0.11	7.27	
338- 2**	USNO 561	19:50:02.5	32:35:01	12.7	8.60	8.00	7.80	12.42	1.60	1.08	2.43	1	58±5	3	M2.5	1.29±0.15	7.31	
338- 4	G 125-36	19:50:15.9	31:46:59	13.0	9.16	8.56	8.32	12.88	...	1.07	2.41	1	...		M2.5	2.03±0.23	7.13	
G 208-42**	GJ 1243	19:51:09.3	46:28:59	13.4	8.58	8.05	7.75	12.83	1.64	...	...	3	84±3	4	M4.0	0.38±0.04	8.20	
282- 7*	G 125-42	19:53:32.7	34:08:28	11.8	8.29	7.63	7.43	11.63	...	0.97	2.11	1	...		M1.5	1.62±0.22	6.67	



Table 1—Continued

name	Other	$\alpha$ (2000)	$\delta$	$m_r$	J	H	$K_S$	V	B-V	V-R	V-I	src.	$\pi_{trig}$	src.	Sp. type	(m-M)	$M_J$	Notes
338- 6	G 125-43	19:54:02.6	32:33:52	12.7	8.92	8.24	8.02	12.43	...	1.01	2.25	1	...		M2.0	2.02±0.23	6.90	
GJ 1245**	GJ 1245 Aa	19:53:54.4	44:24:54	13.6	7.82	7.20	6.85	13.41	...	1.59	3.63	1	212±6	4	M5.5	-1.63±0.06	9.45	
**	GJ 1245 B	19:53:55.1	44:24:55	14.3	8.31	7.73	7.38	14.01	...	1.65	3.74	1	212±6	4	M5.5	-1.63±0.06	9.94	
338- 3	USNO 74	19:55:19.8	30:29:50	13.3	9.34	8.76	8.55	12.94	1.54	1.04	2.33	1	34±3	3	...	2.38±0.15	6.96	
G 92-43		19:57:40.5	-3:27:26	13.9	9.43	8.81	8.61	12.61	2.01	...	...	15	...		...	3.13±0.41	6.30	
338- 1		20:00:27.8	27:26:46	13.8	9.54	8.96	8.73	13.22	1.64	1.07	2.41	1	...		...	2.55±0.30	6.99	
+29:3872B**	Gl 777 B	20:03:26.5	29:52:00	14.6	9.57	9.00	8.75	14.35	1.64	1.33	3.11	6	63±6	1	M4.5	1.01±0.02	8.56	
634- 18	G 24-5	20:07:57.5	-1:32:27	13.5	9.59	8.99	8.75	13.55	1.62	...	...	3	...		M3.0	2.18±0.27	7.41	
G 125-62**	GJ 1250	20:08:17.9	33:18:12	14.6	10.02	9.42	9.08	14.88	1.82	...	...	3	47±9	4	M4.5	0.94±0.16	9.08	
634- 20		20:11:06.6	-2:30:10	13.4	9.60	9.00	8.79	13.51	1.90	...	...	15	...		...	2.28±0.41	7.32	
+15:4074B	Gl 783.2B	20:11:13.3	16:11:07	14.1	9.63	9.11	8.90	13.94	1.62	...	...	3	49±1	1	M4.0	1.56±0.04	8.07	
284- 7	G 209-38	20:36:46.0	38:50:33	13.5	9.29	8.71	8.48	13.35	...	1.17	2.65	1	...		M3.5	1.77±0.23	7.52	
+19:4484B	Gl 797 B	20:40:44.5	19:54:02	12.3	8.17	7.62	7.42	11.88	1.55	...	...	3	48±1	1	M2.5	1.61±0.02	6.56	
+19:4499**	Gl 804	20:44:22.0	19:45:00	10.4	7.41	6.75	6.56	10.35	1.45	0.92	1.90	1	50±2	1	M0.0	1.49±0.07	5.91	
340-261		20:45:02.2	32:53:49	12.4	8.85	8.27	8.04	11.82	...	0.91	1.87	1	...		...	2.77±0.30	6.08	
+44:3567**	Gl 806	20:45:04.0	44:29:56	10.3	7.35	6.77	6.54	10.77	1.55	1.01	2.20	1	80±2	1	M1.5	0.48±0.04	6.87	
G 210-38	USNO 356	20:51:01.5	39:55:42	12.6	9.04	8.48	8.27	12.75	1.47	1.05	2.39	1	31±4	3	...	2.29±0.21	6.75	
R 193**	Gl 812 A	20:56:48.5	-4:50:48	11.0	7.80	7.32	7.04	11.96	1.53	1.15	2.68	6	57±4	1	M4.0	0.53±0.13	7.27	
F 54**	Gl 815 A	21:00:05.3	40:04:13	10.9	6.67	6.09	5.86	10.15	1.55	1.01	2.19	1	66±2	1	M1.5	0.90±0.07	5.77	
G 212-26		21:10:57.4	46:57:57	13.2	9.67	9.04	8.77	13.38	...	1.07	2.43	1	...		...	2.56±0.30	7.11	
G 212-56		21:44:54.0	44:17:09	11.3	8.10	7.44	7.25	11.40	1.50	0.99	2.15	1	37±2	1	...	2.16±0.15	5.94	
G 18-1*	LHS 3722	21:51:17.4	12:50:30	13.3	9.36	8.84	8.56	13.50	1.51	1.14	2.64	1	38±5	4	M4.0	1.60±0.19	7.76	
356-105**	W <sub>o</sub> 9780	22:25:05.0	-47:52:46	12.3	8.36	7.71	7.46	12.51	1.60	1.20	2.69	12	...		M3.5	0.36±0.24	8.00	
G 232-69**	GJ 1268	22:24:55.9	52:00:18	14.8	10.17	9.56	9.28	14.94	1.81	...	...	3	63±5	4	M4.5	0.98±0.13	9.19	
G 215-46	USNO 775	22:26:16.6	48:37:30	16.1	10.91	10.40	10.15	15.32	...	...	...	13	32±4	3	...	2.65±0.22	8.26	
876- 76		22:32:41.9	-20:59:35	11.2	8.33	7.68	7.48	11.01	1.37	...	...	2	36±3	1	...	2.30±0.18	6.03	
820- 64**	Gl 866ABC	22:38:33.4	-15:18:02	12.8	6.58	5.97	5.57	12.30	1.99	1.66	3.73	0	294±5	4	M6.0	-2.34±0.24	8.92	triple
R 226**	Gl 878	22:54:21.7	60:59:43	12.2	8.85	8.21	7.97	12.78	1.60	1.13	2.56	1	71±10	4	M3.5	1.17±0.19	7.68	

Note. —

\*\* identifies stars with formal distance estimates  $d \leq 20$  parsecs

\* identifies stars with formal distance estimates within  $1\sigma$  of 20 parsecs

Column 1 lists the designation from the NLTT catalogue: R=Ross, W=Wolf, Oxf=Oxford catalogue. We have added Lowell Observatory Proper Motion Survey identifications (Giclas *et al.*, 1971) where appropriate. Column 2 lists an alternative name, usually from either the CNS3 or the LHS catalogue;

Columns 3 and 4 list the position of the 2MASS source; Column 5 gives the Luyten  $m_r$  magnitude; Columns 6-8 list the 2MASS photometry;

Columns 9-12 list the optical photometry, and column 13 gives the source: 1 - Weis (1984, 1986, 1987, 1988, 1991a, 1991b, 1996); 2 - Hipparcos (ESA, 1997); 3 - CNS3; 4 - Reid (1990); 5 - Bessell (1990); 6 - Leggett (1992); 7 - Patterson *et al.* (1998); 8 - Ryan (1989, 1992); 9 - Caldwell *et al.* (1984); 10 - Eggen (1987); 11 - Fleming (1998); 12 - Laing (1989); 13 - USNO, Harrington *et al.* (1993) and refs within; 14 - Dawson & Forbes (1989, 1992); 15 - Sandage & Kowal (1986); 16 - Norris *et al.*, (1999); 17 - van Altena, Lee & Hoffleit (2001).

Column 14 lists the trigonometric parallax and uncertainty; column 15 gives the source:

1 - Hipparcos (ESA, 1997); 2 - Ianna & Bessell (1986); 3 - Harrington & Dahn (1980); 4 - CNS3; 5 - Dahn *et al.* (1988); 6 - Oppenheimer *et al.* (2001); van Altena, Lee & Hoffleit (2001).

Column 16 gives the estimated distance modulus and column 17 the corresponding  $M_J$ .

Notes: 1 - cpm G 131-51; 2 - cpm LP 193-584; 3 - cpm G172-34; 4 - binary, Jao *et al.* (2003); 5 - cpm HD 263175; 6 - cpm G 40-7

Table 2. Known nearby stars from NLTT3

name	Other	$\alpha$ (2000)	$\delta$	$m_r$	J	H	$K_S$	V	B-V	V-R	V-I	src.	$\pi_{trig}$	src.	Sp. type	(m-M)	$M_J$	Notes
G 217-40		0:15:14.6	53:04:45	14.6	10.80	10.21	9.97	14.39	...	1.04	2.38	1	...		...	3.91±0.30	6.89	
404- 81	G 131-50	0:17:59.2	20:57:24	11.0	8.24	7.57	7.41	11.08	...	0.88	1.79	1	...		...	2.30±0.30	5.94	
585- 86**	BRI0021	0:24:24.6	-1:58:19	19.0	12.02	11.08	10.54	19.42	...	2.20	4.46	10	83±3	4	M9.5	0.42±0.09	11.60	
W 4	GI 22.1	0:33:05.6	42:00:05	11.3	8.31	7.63	7.49	10.94	1.31	...	...	2	29±2	1	M0.0	2.64±0.16	5.67	
350- 20**	LTT10301A	0:50:33.2	24:49:00	11.7	7.92	7.33	7.09	12.09	...	1.18	2.72	1	83±9	1	M3.5	0.33±0.16	7.59	
406- 76**	GJ 1026 AB	1:03:14.2	20:05:52	11.3	7.65	7.09	6.82	11.40	1.61	1.09	2.43	1	61±5	1	M2.0	0.81±0.15	6.84	
G 132-51		1:03:42.1	40:51:15	12.7	9.18	8.72	8.48	13.01	...	1.10	2.51	1	...		...	2.07±0.30	7.11	
707- 58*	GI 56.1	1:18:16.0	-12:53:59	11.6	8.37	7.74	7.55	11.79	1.47	1.00	2.22	8	45±4	1	M2.0	1.63±0.14	6.74	
G 172-51		1:24:37.5	52:48:05	11.5	8.26	7.60	7.45	10.72	1.34	0.80	1.57	1	...		...	2.74±0.30	5.52	
-26:466	G 274-26	1:24:47.6	-26:15:20	11.3	8.02	7.39	7.24	10.40	1.32	0.80	1.51	5	...		...	2.59±0.30	5.43	
768- 26**	GI 65 AB	1:39:01.5	-17:57:01	12.2	6.30	5.68	5.36	11.99	1.87	1.64	3.71	1	381±5	2	M5.5	-2.90±0.03	9.20	
+27:273*	LHS 1289	1:43:16.0	27:50:31	10.8	7.47	6.81	6.60	10.40	1.46	0.90	1.85	1	48±2	1	M0.0	1.59±0.09	5.88	
W 89	G 94-17	1:50:28.1	18:17:46	11.1	8.04	7.40	7.24	10.79	1.38	...	...	3	...		K7	2.10±0.25	5.94	
469- 41A*	G 73-11	2:00:02.3	13:34:50	14.1	9.38	8.78	8.50	13.34	1.58	...	...	4	...		...	1.80±0.41	7.58	
469- 60	BD+12 269	2:01:47.8	13:01:26	11.0	7.99	7.40	7.31	10.16	1.19	...	...	2	25±2	1	...	2.97±0.16	5.02	
649- 66**	LHS 1353	2:12:29.2	-8:04:10	12.1	8.62	8.05	7.80	12.72	1.17	0.93	2.09	1	54±10	4	...	0.95±0.25	6.37	
G 159-46**	LHS 1358	2:12:54.6	-0:00:16	12.9	9.05	8.50	8.16	13.62	1.64	1.25	2.91	1	...		M4.0	0.30±0.24	8.75	
G 74-15	GJ 3151A	2:20:25.3	37:47:30	12.0	8.95	8.31	8.10	12.65	...	1.07	2.40	1	...		M2.5	1.83±0.22	7.12	
G 173-58		2:32:28.4	53:13:46	13.5	9.55	8.96	8.70	13.14	...	1.04	2.34	1	...		...	2.64±0.30	6.91	
G 173-61		2:36:27.1	55:28:34	13.3	9.36	8.82	8.50	13.22	...	1.11	2.52	1	...		M3.0	1.99±0.22	7.37	
G 174-7		2:39:52.7	57:19:54	13.5	9.57	8.90	8.67	12.84	...	0.97	2.10	1	...		...	3.04±0.30	6.53	
R 556**	GI 109	2:44:15.5	25:31:24	10.7	6.75	6.20	5.95	10.57	1.56	1.09	2.46	1	132±2	1	M3.0	-0.61±0.04	7.36	
LHS 1473	G 174-18	2:56:07.5	52:24:15	14.4	9.94	9.34	9.01	13.96	...	1.14	2.60	1	...		...	2.36±0.30	7.58	
G 78-11	LHS 1486	3:00:12.6	49:00:34	15.3	10.94	10.42	10.16	14.70	1.53	...	...	3	28±4	4	...	3.26±0.24	7.68	
R 341*	LHS 1495	3:06:19.0	51:03:22	13.6	9.07	8.44	8.21	12.93	...	1.10	2.51	1	29±6	4	...	2.13±0.26	6.94	
+51:697	Wo 9111	3:14:34.0	52:20:53	11.0	7.79	7.17	7.05	10.22	1.28	0.78	1.50	1	36±2	1	K7	2.19±0.11	5.60	
R 346*	G 78-24	3:14:44.9	48:31:11	12.5	8.18	7.64	7.42	11.43	1.49	...	...	3	50±9	4	M1.0	1.69±0.23	6.49	
-32:1209	L515-18	3:14:13.5	-31:57:23	11.0	8.01	7.45	7.31	10.10	1.17	...	...	2	23±2		...	3.14±0.16	4.87	
299- 53	LTT11085	3:18:38.3	32:39:56	11.1	8.26	7.59	7.39	11.33	1.47	...	...	2	33±3	1	M0.0	2.19±0.17	6.07	
356- 14**	GI 140 A	3:24:06.5	23:47:06	11.0	7.11	6.50	6.26	10.38	1.51	...	...	2	51±5	1	M1.0	1.02±0.16	6.09	
356-468**	LR Tau	3:42:53.2	23:26:49	14.9	10.23	9.60	9.32	14.93	...	...	3.02	11	...		...	1.14±0.30	9.09	
+38:807	G 95-58	3:47:41.0	39:09:36	10.8	7.80	7.24	7.08	10.23	1.20	...	...	2	26±5	1	...	2.63±0.30	5.17	
L 374-19	Wo 9152	4:17:02.0	-40:47:56	12.0	8.11	7.56	7.38	10.34	1.26	0.75	1.36	8	26±1	1	...	2.96±0.10	5.15	
R 594**	GI 170	4:30:25.3	39:50:59	13.5	9.08	8.52	8.23	13.93	...	1.35	3.13	1	96±3	2	M4.5	0.09±0.06	8.99	
715- 51AB*	HIP 21086	4:31:09.0	-13:30:52	11.5	7.98	7.27	7.04	11.47	...	...	...	2	50±3	1	...	1.52±0.14	6.46	

Table 2—Continued

name	Other	$\alpha$ (2000)	$\delta$	$m_r$	J	H	$K_S$	V	B-V	V-R	V-I	src.	$\pi_{trig}$	src.	Sp. type	(m-M)	$M_J$	Notes
775- 49	BD-16:891	4:32:58.2	-16:32:35	11.3	8.28	7.69	7.46	10.89	1.35	0.85	1.64	1	27±20	1	...	2.62±0.30	5.66	
G 83-19	VA 743	4:34:28.8	13:38:53	14.7	10.55	10.00	9.71	14.84	1.68	...	...	9	...		...	2.54±0.41	8.01	Hyad?
157- 32	G 81-36	4:50:15.3	45:58:50	11.3	8.53	7.80	7.71	11.79	1.47	...	...	3	...		M1.0	2.07±0.25	6.46	
-15:869	L736-1	4:49:32.8	-14:47:22	10.8	8.07	7.41	7.18	10.88	1.42	...	...	2	39±2	1	...	2.05±0.12	6.02	
G 96-6**	GJ 1073	4:52:34.6	40:42:24	14.6	9.07	8.56	8.31	13.44	...	1.23	2.86	1	77±3	2	M4.0	0.56±0.07	8.51	
G 86-22		5:02:24.7	39:10:30	12.2	8.89	8.19	8.05	11.42	1.32	...	...	4	...		...	3.19±0.41	5.70	
+52:911**	Gl 184	5:03:23.9	53:07:42	9.9	6.98	6.37	6.18	9.98	1.42	0.90	1.87	1	71±2	1	M0.5	0.73±0.06	6.25	
- 3:1061B**	Gl 200 B	5:19:12.7	-3:04:25	11.2	5.76	5.21	5.01	7.77	1.05	...	...	2	59±2	1	K7	1.13±0.06	4.63	
G 86-B1A	USNO 595	5:21:43.7	33:22:05	15.0	10.60	10.01	9.82	...	...	...	...		15±2	3	...	3.82±0.22	6.78	
G 85-69	GJ 1078	5:23:49.0	22:32:39	14.8	10.70	10.18	9.88	15.52	1.83	...	...	3	48±4	4	M4.5	1.78±0.17	8.92	
R 406*	LHS 1765	5:29:52.7	32:04:51	12.8	8.60	8.05	7.83	12.24	1.49	1.04	2.32	1	34±6	4	M3.0	1.74±0.20	6.86	
G 191-45	GJ 3352	5:34:08.7	51:12:56	11.0	7.99	7.37	7.14	11.07	1.50	...	...	2	38±2	1	M0.5	2.12±0.14	5.87	
R 411	G 98-13	5:35:00.9	28:05:54	11.0	7.75	7.16	7.00	10.08	1.27	...	...	2	27±2	1	K5	2.84±0.13	4.91	
W 1457**	LHS5109	5:36:00.1	-7:38:58	12.5	8.55	7.84	7.57	12.80	1.63	...	...	3	...		M4.0	0.23±0.29	8.32	
G 100-28**	GJ 1083 AB	5:40:25.7	24:48:08	14.5	8.95	8.37	8.01	14.78	1.88	2.08	3.74	7	96±2	4	M5.5	0.08±0.06	8.87	
G 102-21*	V1402 Ori	5:40:16.1	12:39:00	11.6	8.05	7.40	7.20	11.36	1.46	...	...	3	...		M1.0	1.53±0.27	6.52	binary
R 66	G 101-11	5:49:57.0	36:50:25	12.3	9.14	8.46	8.26	12.20	1.47	0.94	1.99	1	20±11	4	...	2.99±0.30	6.15	
+24:1005**	Gl 220	5:53:14.1	24:15:31	11.2	7.45	6.82	6.61	10.84	1.50	0.98	2.12	1	52±5	4	M1.5	1.05±0.15	6.40	
837- 53**		5:55:43.2	-26:51:23	11.0	7.20	6.45	6.30	10.70	1.05:	...	...	2	69±2	1	...	0.82±0.06	6.38	
R 60	Gl 226.1	6:03:54.2	26:08:54	13.8	9.84	9.27	9.05	13.72	1.65	1.13	2.52	1	48±9	2	M3.0	2.31±0.22	7.53	
R 70	G 98-44	6:07:11.8	33:32:37	13.2	8.86	8.29	8.11	12.44	1.45	1.01	2.23	1	...		M2.5	1.88±0.23	6.98	
G100-59		6:07:53.5	27:46:20	13.3	9.54	8.90	8.71	12.70	1.48	...	...	4	...		...	3.24±0.41	6.30	
W 1058	LHS 1828	6:10:46.3	25:56:02	11.7	8.23	7.61	7.39	11.56	1.47	0.98	2.12	1	35±6	2	M1.5	1.74±0.22	6.49	
420- 5**	G 104-35	6:21:36.6	16:18:36	11.5	8.49	7.85	7.66	12.60	1.57	...	...	5	...		...	0.79±0.41	7.70	
600- 81		6:23:21.7	-0:00:31	12.9	9.40	8.83	8.51	12.96	...	1.05	2.31	1	...		...	2.50±0.30	6.90	
R 64**	Gl 232	6:24:41.3	23:25:58	13.1	8.61	8.15	7.89	13.09	...	...	...	6	119±2	4	M4.5	-0.39±0.04	9.00	
R 614A**	Gl 234 A	6:29:23.4	-2:48:50	11.5	6.38	5.76	5.49	11.08	1.69	1.30	3.02	8	243±3	1	M4.5	-1.93±0.02	8.31	
+17:1320**	Gl 239	6:37:10.8	17:33:53	9.5	6.65	6.03	5.86	9.64	1.50	0.92	1.88	1	102±2	1	K7	-0.03±0.05	6.68	
32- 8**	LDS 169B	6:33:46.8	-75:37:29	11.3	7.43	6.84	6.55	11.41	...	...	...	2	119±13	1	...	-0.31±0.22	7.74	
W 289**	G 109-23	6:41:28.2	15:45:47	13.3	9.55	8.93	8.65	13.77	...	1.16	2.67	1	...		M4.0	1.45±0.24	8.10	
121- 41**	GJ 3406AB	6:43:49.7	51:08:20	11.7	8.36	7.78	7.52	12.34	1.62	1.14	2.58	1	52±4	2	M2.5	1.20±0.14	7.16	
781- 18		7:02:16.5	-18:08:07	11.8	8.80	8.10	7.97	10.91	1.17	0.72	1.35	5	...		...	3.59±0.30	5.20	
R 54**	Gl 263 A	7:04:17.7	-10:30:31	11.5	7.35	6.69	6.42	11.30	1.52	1.12	2.57	8	65±3	1	M3.5	0.94±0.09	6.41	
R 424	G 108-55	7:06:36.3	-2:08:45	12.3	8.90	8.22	8.10	11.04	1.21	0.73	1.34	5	...		...	3.69±0.30	5.21	
840- 15**		7:07:22.9	-21:27:27	11.8	7.64	7.02	6.80	11.08	1.44	0.99	2.21	8	58±2	1	...	1.18±0.10	6.46	

Table 2—Continued

name	Other	$\alpha$ (2000)	$\delta$	$m_r$	J	H	$K_S$	V	B-V	V-R	V-I	src.	$\pi_{trig}$	src.	Sp. type	(m-M)	$M_J$	Notes
-14:1750	LHS 1900	7:10:49.6	-14:25:58	10.7	7.53	6.77	6.64	9.96	1.31	...	...	2	39±1	1	K5	2.02±0.07	5.51	
782- 1	BD-17 1776	7:21:12.3	-15:21:30	11.6	8.40	8.00	7.93	9.78	0.74	...	...	2	18±1	1	...	4.17±0.15	4.23	
782- 16	BD-19 1855	7:23:29.2	-20:01:24	11.0	7.68	7.08	6.93	9.91	1.23	...	...	2	34±2	1	...	2.36±0.10	5.32	
782- 2**	LHS 1918	7:28:13.1	-18:47:35	13.5	9.03	8.44	8.16	13.65	...	...	...	3	...		M4.5	0.47±0.29	8.56	
G 112-21**	GJ 1097	7:28:45.4	-3:17:53	11.6	7.56	6.97	6.70	11.43	...	1.10	2.50	1	80±3	1	M3.0	0.50±0.07	7.06	
-29:4446**	GJ 2060	7:28:51.4	-30:14:48	10.2	6.57	5.96	5.71	9.96	1.44	...	...	2	64±3	1	...	0.96±0.09	5.61	
L 456-55	GJ 2061AB	7:31:04.2	-37:13:44	11.2	8.22	7.63	7.43	11.47	1.53	0.98	2.07	8	32±9	1	...	1.99±0.28	6.23	
- 3:2002**	GI 282 B	7:40:02.9	-3:36:13	9.3	6.38	5.70	5.55	8.93	1.35	0.84	1.59	7	70±9	1	K5	0.76±0.03	5.62	
+21:1764A**	LHS5133 A	8:08:13.2	21:06:18	9.6	6.82	6.17	6.03	9.41	1.34	...	...	2	58±2	1	K5	1.17±0.10	5.65	
724- 22**	GI 297.2B	8:10:34.3	-13:48:51	11.9	8.28	7.66	7.41	11.80	1.49	...	...	6	48±6	2	M2.0	1.43±0.19	6.86	
G 9-10		8:33:27.0	13:48:19	12.9	8.85	8.20	8.09	11.53	1.38	...	...	4	...		...	3.18±0.41	5.67	
LP 425-182		8:36:03.4	17:44:26	12.3	8.66	8.11	7.97	10.72	1.06	0.64	1.19	5	...		...	3.55±0.30	4.42	
425-140**	GI 316.1	8:40:29.7	18:24:08	17.1	11.05	10.40	10.05	17.59	...	...	4.14	7	71±4	5	...	0.74±0.03	10.31	
GI 33	GI 336.1	9:11:30.8	46:37:01	10.9	7.94	7.28	7.09	10.94	1.40	...	...	2	40±2	1	M0.5	2.00±0.11	5.94	
Grw +76:3952**	GI 366	9:46:48.5	76:02:38	10.7	7.41	6.84	6.62	10.64	1.40	0.94	2.05	1	63±2	1	M1.5	1.01±0.05	6.40	
609- 24**	LHS 5165	10:03:19.2	-1:05:07	18.0	12.35	11.69	11.26	21.0:	...	...	6.06	9	...		...	0.43±0.30	11.92	
W 351*	G 118-37	10:11:44.0	35:18:44	14.4	10.11	9.53	9.24	14.50	...	1.24	2.84	1	...		M4.0	1.72±0.25	8.39	
- 9:3063	GI 389.1	10:24:14.9	-10:24:21	10.7	7.68	7.07	6.92	9.98	1.22	...	...	2	37±2	1	K7	2.18±0.12	5.49	
- 3:3040BC	HD96064BC	11:04:41.0	-4:13:24	10.4	7.26	6.60	6.42	10.25	1.38	...	...	2	41±1	1	...	1.96±0.08	5.30	
+16:2222	Wo 9348	11:09:47.4	15:31:22	11.5	8.54	7.89	7.68	11.47	1.50	0.89	1.84	1	25±3	1	...	2.75±0.21	5.79	
-19:3242B**	GI 425 B	11:21:26.6	-20:27:09	11.5	6.58	5.76	5.68	11.0	...	...	...	2	76±2	1	M1.0	0.60±0.05	5.98	
+55:1519A**	GI 458 A	12:12:20.9	54:29:08	10.6	6.85	6.24	6.06	9.71	1.38	...	...	2	65±2	1	M0.0	0.93±0.05	5.92	
320-359**	San 47	12:18:47.2	29:44:49	15.7	11.00	10.39	10.12	16.32	1.98	...	...	3	...		M0.0	1.33±0.17	9.67	
320-16**	G 148-47	12:21:26.7	30:38:37	14.9	10.06	9.45	9.17	15.4:	...	...	3.47	12	...		...	0.42±0.30	9.64	1
G 148-48**		12:21:27.0	30:38:35	15.0	9.99	9.44	9.12	15.4:	...	...	3.47	12	...		...	0.62±0.16	9.37	1
+ 0:2989**	GI 488	12:50:43.6	-0:46:05	8.6	-9.00	-9.00	4.87	8.47	1.42	0.88	1.72	8	93±1	1	K7	0.17±0.02	-9.17	
+36:2322A**	GI 490 A	12:57:40.3	35:13:30	10.9	7.38	6.72	6.53	10.57	1.42	...	...	2	55±3	1	M0.5	1.29±0.11	6.09	
378-688**	LHS5240	13:11:51.8	25:20:50	15.3	10.80	10.21	9.90	15.75	1.79	...	...	3	...		M5.0	1.46±0.17	9.34	
+35:2436B**	GI 507 B	13:19:34.7	35:06:25	11.8	8.26	7.72	7.49	12.12	1.57	1.09	2.46	1	76±3	1	M3.0	0.60±0.09	7.66	
+ 0:3077*	GJ 1173	13:35:24.8	-0:23:20	10.9	7.43	6.88	6.64	10.27	1.43	...	...	6	...		K7	1.57±0.27	5.86	
W 515**	G 150-46	13:52:36.2	14:25:20	11.7	8.02	7.32	7.14	11.63	1.50	1.04	2.31	1	...		M2.0	1.05±0.23	6.97	
+13:2721	GI 533 A	13:53:27.5	12:56:33	9.9	6.94	6.31	6.15	9.80	1.40	0.87	1.77	1	48±2	1	K7	1.60±0.08	5.34	
619- 50	LHS 2876	14:12:12.1	-0:35:16	19.4	13.04	12.54	12.07	20.14	...	2.07	4.38	6	40±4	2	M0.0	2.28±0.13	10.76	
+19:2776		14:15:38.7	18:37:12	11.4	7.92	7.49	7.38	9.81	0.95	...	...	5	...		...	3.30±0.41	4.62	
802- 68		15:24:45.8	-17:07:39	11.1	8.42	7.74	7.54	11.62	0.75:	...	...	2	27±4	1	...	2.44±0.27	5.98	

Table 2—Continued

name	Other	$\alpha$ (2000)	$\delta$	$m_r$	J	H	$K_S$	V	B-V	V-R	V-I	src.	$\pi_{trig}$	src.	Sp. type	(m-M)	$M_J$	Notes
860- 50	LHS 3079	15:31:38.3	-26:54:07	13.9	9.62	8.98	8.72	13.70	...	...	...	3	...		M3.5	1.90±0.27	7.72	
-57:6303**	GI 615	16:13:48.5	-57:34:13	9.1	5.89	5.40	5.30	7.53	0.83	...	...	6	73±8	1	K0	1.12±0.22	4.77	
745- 51**	GJ 2121	16:30:13.1	-14:39:49	13.1	8.43	7.93	7.61	12.35	1.51	1.10	2.51	1	45±5	1	M3.0	1.30±0.17	7.13	
918- 1**	LHS 423	16:35:40.4	-30:51:20	12.8	8.85	8.31	8.10	12.68	1.54	...	...	3	...		M3.0	1.59±0.27	7.26	
101- 15**	GI 630.1A	16:34:20.4	57:09:44	13.2	8.50	8.04	7.77	12.08	1.58	1.23	2.82	7	69±2	2	M4.5	0.80±0.08	7.70	
863- 19	GJ 2124	16:59:33.3	-26:16:04	11.3	7.73	7.04	6.92	10.38	1.36	...	...	2	40±12	1	...	1.99±0.36	5.74	
864- 1**	LHS 3291	17:27:14.1	-25:09:36	14.3	9.30	8.74	8.53	13.35	...	...	...	3	...		M4.0	1.41±0.29	7.89	
920- 69	GJ 4013	17:38:03.6	-30:00:57	11.7	8.12	7.45	7.29	10.94	1.47	...	...	3	...		K7	2.13±0.27	5.99	
-27:11772	Ross 131	17:38:19.6	-27:12:19	11.6	8.35	7.73	7.65	12.00	...	0.97	2.06	8	19±2	1	...	2.63±0.20	5.72	
R 132		17:39:28.3	-22:41:45	12.0	8.60	7.94	7.78	11.38	1.40	-0.99	...		...		...	2.85±0.39	5.75	
R 133	Wo 9600	17:43:17.5	-18:31:18	12.0	8.91	8.32	8.09	12.17	1.43	0.94	2.06	1	40±9	2	M1.5	2.27±0.22	6.64	
-32:13298**	GJ 2130A	17:46:14.4	-32:06:08	10.8	7.47	6.85	6.55	11.39	1.44	...	...	2	162±11	1	...	-1.04±0.16	8.51	
-12:4935	G 154-47	18:09:33.3	-12:02:20	11.3	7.84	7.20	7.02	10.50	1.37	...	...	2	38±3	1	K7	2.07±0.46	5.77	
+45:2743**	GI 720 A	18:35:18.4	45:44:38	10.0	6.92	6.27	6.07	9.86	1.45	0.91	1.86	1	65±1	1	M0.0	0.95±0.02	5.97	
+34:3266	Ross 143	18:37:38.5	34:41:25	11.1	8.19	7.54	7.38	10.82	...	0.81	1.62	1	34±2	1	...	2.34±0.10	5.85	
867- 19		18:52:07.8	-24:44:53	11.4	8.05	7.46	7.31	10.32	1.11	...	...	5	...		...	2.72±0.41	5.33	
-22:13916	GI 757	19:24:34.2	-22:03:43	11.0	8.24	7.62	7.44	10.91	1.39	...	...	2	47±8	1	K7	2.29±0.15	5.95	
+31:3767A**	GI 767 A	19:46:23.9	32:01:01	10.1	6.87	6.19	6.02	9.79	1.52	0.98	2.12	1	75±3	1	M1.0	0.66±0.06	6.21	
814- 53	L709-17	20:02:58.1	-20:27:15	13.3	9.63	9.11	8.80	13.18	...	1.04	2.32	1	...		...	2.79±0.30	6.84	
814- 54	L709-18	20:02:58.8	-20:27:23	14.0	10.21	9.67	9.38	14.15	...	1.14	2.56	1	...		...	2.84±0.30	7.37	
634- 24		20:18:45.8	-0:39:26	10.8	7.97	7.36	7.13	11.01	1.43	...	...	2	35±3	1	...	2.14±0.16	5.83	
455- 12**	LTT15944	20:18:44.6	15:50:46	11.8	8.14	7.58	7.36	11.79	...	...	...	3	...		M2.5	1.17±0.25	6.97	
+26:3915*	Wo 9697 A	20:30:10.7	26:50:33	10.8	7.13	6.49	6.33	9.69	1.34	...	...	2	43±4		K5	1.61±0.87	5.52	
R 188**	GI 792	20:31:25.6	38:33:44	13.5	9.21	8.62	8.34	13.48	...	1.24	2.83	1	67±3	4	M4.0	0.87±0.09	8.34	
G 144-25 **	GJ 1256	20:40:33.9	15:29:58	12.8	8.65	8.08	7.75	13.45	...	1.35	3.09	1	102±2	2	M4.5	-0.04±0.04	8.69	
R 766	GJ 1258	20:42:60.0	35:29:48	12.1	8.73	8.05	7.89	11.40	1.38	0.85	1.71	1	22±2	1	...	3.16±0.18	5.57	
G 210-44	HIP 103502	20:58:11.5	40:11:29	11.0	8.10	7.48	7.32	10.75	...	...	...	2	25±2	1	...	2.78±0.19	5.32	
W 906**	GI 816	21:01:58.7	-6:19:07	11.0	7.55	6.96	6.69	11.22	1.52	1.05	2.36	8	72±3	1	M3.0	0.70±0.09	6.85	
+24:4229	GJ 4181	21:08:01.9	25:10:34	11.1	7.76	7.17	7.06	9.84	1.16	...	...	2	29±2	1	K7	2.72±0.12	5.04	
637- 45	G 25-33	21:27:58.5	-0:39:50	11.6	8.79	8.15	7.91	11.95	1.42	...	...	4	...		...	2.38±0.41	6.41	
638- 79	BD-03 5242A	21:33:31.6	-2:30:22	11.2	8.04	7.42	7.24	10.58	1.31	0.79	1.55	1	23±4	1	...	2.78±0.23	5.26	
G 126-37		21:49:41.9	12:00:03	12.2	8.69	7.97	7.82	11.77	1.44	...	...	4	...		...	2.40±0.41	6.29	
W 1561**	GI 852 A	22:17:19.0	-8:48:12	13.1	9.01	8.46	8.17	13.41	...	1.25	2.87	1	100±3	4	M4.0	0.01±0.07	9.01	
759- 82**	GI 852 B	22:17:18.7	-8:48:19	14.0	9.46	8.81	8.55	14.43	...	1.39	3.23	1	100±3	2	M5.0	0.01±0.07	9.45	
819- 72		22:26:58.7	-17:25:28	11.0	8.20	7.55	7.40	10.66	...	...	...	2	16±2	1	...	3.40±0.26	4.80	

Table 2—Continued

name	Other	$\alpha$ (2000)	$\delta$	$m_r$	J	H	$K_S$	V	B-V	V-R	V-I	src.	$\pi_{trig}$	src.	Sp. type	(m-M)	$M_J$	Notes
761-117	Gl 883	22:59:53.6	-11:22:54	11.0	7.93	7.27	7.09	10.57	1.40	...	...	2	38±2	1	K7	2.11±0.11	5.82	
822-106**	GJ 2154 A	23:14:16.6	-19:38:39	10.6	7.52	6.81	6.65	10.46	1.45	...	...	2	51±6	1	M0.5	1.33±0.19	6.19	
822-105	GJ 2154 B	23:14:16.5	-19:38:46	13.9	9.51	8.83	8.56	13.42	1.59	...	...	2	51±6	1	M4.0	1.44±0.19	8.07	
GJ 4327**	LHS 3923	23:17:24.4	38:12:41	10.9	7.75	7.17	6.92	11.46	1.55	1.07	2.38	1	56±3	2	M2.5	1.13±0.14	6.62	
878- 12	G 275-31	23:18:37.5	-22:42:49	11.5	8.57	7.99	7.82	10.69	1.19	0.71	1.31	5	...		...	3.39±0.30	5.18	
522- 65*	G68-13	23:23:24.7	15:34:16	12.0	8.21	7.62	7.40	11.66	1.48	...	...	4	...		...	1.59±0.41	6.62	
GJ 4334	LHS 543a	23:25:40.3	53:08:06	14.5	9.90	9.29	9.02	14.59	1.66	...	...	3	40±3	2	M4.5	1.62±0.15	8.28	
878- 87**	GJ 1284	23:30:13.4	-20:23:27	11.0	7.21	6.61	6.32	11.11	1.52	1.10	2.51	8	68±8	1	M3.0	0.21±0.17	7.00	
-17:6785**	G 273-93	23:38:08.2	-16:14:10	12.3	7.80	7.20	7.00	11.34	1.57	1.03	2.26	1	...		M2.0	0.96±0.23	6.84	
- 3:5691	Wo 9835	23:42:10.6	-2:34:36	10.6	7.67	7.07	6.86	10.34	1.35	0.83	1.65	1	42±2	1	K5	1.86±0.09	5.81	
763- 90	G 158-2	23:53:42.2	-12:23:24	14.3	10.39	9.88	9.63	14.38	...	1.13	2.59	1	...		...	2.99±0.30	7.40	

Note. — \*\* identifies stars with formal distance estimates  $d \leq 20$  parsecs

\* identifies stars with formal distance estimates within  $1\sigma$  of 20 parsecs

Column 1 lists the designation from the NLTT catalogue: R=Ross, W=Wolf, Oxf=Oxford catalogue. We have added Lowell Observatory Proper Motion Survey identifications (Giclas *et al.*, 1971) where appropriate. Column 2 lists an alternative name, usually from either the CNS3 or the LHS catalogue;

Columns 3 and 4 list the position of the 2MASS source; Column 5 gives the Luyten  $m_r$  magnitude; Columns 6-8 list the 2MASS photometry;

Columns 9-12 list the optical photometry, and column 13 gives the source: 1 - Weis (1984, 1986, 1987, 1988, 1991a, 1991b, 1996); 2 - Hipparcos (ESA, 1997); 3 - CNS3; 4 - Sandage & Kowal (1986); 5 - Ryan (1989, 1990); 6 - Leggett (1992); 7 - Bessell (1990); 9 - Koen *et al.*, (2002); 9 - Phan-Bao *et al.*, (2001); 10 - Dahn *et al.* (2002); 11 - Stauffer *et al.* (1991); 12 - Fleming (1998).

Column 14 lists the trigonometric parallax and uncertainty; column 15 gives the source:

1 - Hipparcos (ESA, 1997); 2 - CNS3; 3 - Dahn *et al.*, (2002); 4 - van Altena, Lee & Hoffleit (2001)

Column 16 gives the estimated distance modulus and column 17 the corresponding value of  $M_J$ .

Notes: 1 - LP 320-16/G 148-48: Joint optical photometry, JHK<sub>S</sub> data taken from All-Sky release.

Table 3. SAAO photometry of NLTT2 and NLTT3 stars

name	Other	$\alpha$ (2000)	$\delta$	$m_r$	J	H	$K_S$	V	B-V	V-R	V-I	$N_{obs}$	(m-M)	$M_J$	Notes
NLTT2															
644- 94		0:09:13.5	-4:08:02	12.0	8.60	7.94	7.71	12.03	1.51	1.02	2.23	1	1.87±0.23	6.73	
880-803		0:16:20.1	-31:27:39	13.3	9.53	8.91	8.68	13.01	...	1.03	2.29	1	2.79±0.23	6.74	
464-511		0:17:11.8	14:54:52	13.9	10.09	9.45	9.23	13.70	...	1.06	2.37	1	3.16±0.30	6.93	
86- 93		0:18:34.7	-68:46:59	11.6	8.58	7.95	7.75	11.32	1.44	0.89	1.75	1	2.75±0.30	5.83	
86- 82		0:21:54.9	-68:31:25	11.6	8.25	7.57	7.35	11.13	1.45	0.92	1.87	1	2.20±0.23	6.05	
881- 50	G 267-87	0:22:33.9	-31:10:24	14.5	10.66	10.03	9.74	14.27	...	1.07	2.41	1	3.68±0.23	6.98	
881-102		0:28:07.9	-26:52:28	15.5	10.64	9.99	9.79	14.45	...	1.07	2.44	1	3.42±0.23	7.22	
50- 78**		0:31:04.1	-72:01:06	13.3	9.37	8.74	8.44	13.69	...	1.22	2.79	2	1.19±0.27	8.18	
881-239		0:37:35.8	-27:08:30	14.2	10.04	9.47	9.18	14.32	...	1.19	2.74	2	2.03±0.27	8.03	
825-68		0:39:36.6	-30:11:26	14.8	11.02	10.43	10.15	14.55	...	1.03	2.30	1	4.19±0.30	6.83	
881-272		0:39:56.0	-30:32:45	14.4	10.62	10.08	9.75	14.50	...	1.14	2.53	1	3.29±0.23	7.33	
466-156		0:59:16.3	13:51:35	15.3	11.26	10.71	10.44	14.65	...	0.88	2.13	1	4.63±0.23	6.62	
586- 73		1:00:22.3	-1:24:04	14.4	10.34	9.71	9.49	13.92	...	1.03	2.30	1	3.44±0.23	6.90	
466-236		1:06:39.2	14:48:46	13.9	9.68	9.05	8.80	13.07	...	0.99	2.15	1	3.01±0.23	6.67	
827-167		1:23:31.8	-23:45:41	15.4	11.21	10.71	10.33	16.08	...	1.38	3.20	2	1.93±0.27	9.28	
883-542		1:29:40.0	-26:30:05	14.1	10.29	9.66	9.40	13.93	...	1.06	2.37	1	3.28±0.23	7.01	
883-432		1:30:41.4	-28:12:32	14.5	10.60	10.02	9.77	15.01	...	1.20	2.82	2	2.37±0.25	8.23	
768-199		1:37:51.2	-14:43:15	14.7	10.22	9.62	9.41	13.81	...	1.04	2.33	1	3.34±0.23	6.88	
768-572		1:50:58.8	-15:22:22	17.1	11.26	10.60	10.39	14.29	...	0.94	1.94	1	4.98±0.23	6.28	
828- 89**		1:53:11.3	-21:05:43	11.7	8.08	7.42	7.14	11.42	1.49	1.00	2.16	1	1.43±0.23	6.65	
768-670**		1:54:08.0	-15:36:21	15.6	9.77	9.23	8.86	14.42	...	1.29	2.98	2	0.73±0.24	9.04	
768-702		1:55:32.2	-15:31:21	11.6	8.82	8.18	7.91	11.71	1.46	0.91	1.86	1	2.76±0.23	6.06	
650-215		2:20:22.4	-8:08:24	15.3	10.90	10.36	10.05	15.81	...	1.33	3.12	2	1.68±0.24	9.22	1
650-158		2:31:33.3	-3:56:22	13.4	8.94	8.30	8.08	12.43	1.48	1.00	2.18	1	2.13±0.23	6.81	
941-160		2:32:46.1	-34:21:39	15.3	10.88	10.28	10.00	15.41	...	1.26	2.91	1	2.15±0.24	8.73	
G 75-27		2:34:52.5	-7:17:05	13.7	9.52	9.04	8.78	13.13	...	1.04	2.33	2	2.68±0.30	6.84	
650-323**		2:37:46.2	-7:05:48	15.3	10.62	10.08	9.79	15.63	...	1.36	3.19	1	1.33±0.24	9.29	
650-337		2:39:03.6	-3:52:58	14.3	10.31	9.68	9.48	13.42	...	0.96	2.02	1	4.04±0.23	6.27	
886- 73**		2:39:17.6	-26:49:18	14.2	9.60	9.04	8.72	14.26	...	1.27	2.97	2	0.58±0.30	9.02	
650-366		2:40:17.9	-5:17:41	15.3	11.20	10.56	10.29	15.65	...	1.24	2.86	1	2.70±0.24	8.50	
652-192		3:16:21.1	-3:44:38	13.8	10.10	9.45	9.22	13.73	...	1.04	2.35	2	3.10±0.23	7.00	
831- 68**		3:16:47.8	-21:25:26	11.3	7.61	6.96	6.70	11.02	1.47	1.00	2.22	2	0.89±0.23	6.72	
652-237		3:18:08.1	-3:21:28	14.8	10.80	10.22	9.95	14.43	...	1.03	2.34	2	3.84±0.23	6.96	
652-310		3:21:05.6	-5:26:35	15.4	11.03	10.49	10.21	15.80	...	1.32	3.07	2	1.93±0.24	9.10	



Table 3—Continued

name	Other	$\alpha$ (2000)	$\delta$	$m_r$	J	H	$K_S$	V	B-V	V-R	V-I	$N_{obs}$	(m-M)	$M_J$	Notes
G 7-14 **		3:58:49.1	12:30:23	13.6	9.73	9.16	8.85	14.28	...	1.23	2.86	3	0.83±0.30	8.90	
655- 23**		4:30:52.0	-8:49:19	14.0	9.86	9.28	9.02	14.32	...	1.25	2.89	4	1.34±0.25	8.52	
837- 52		5:52:31.9	-22:46:37	11.6	8.13	7.56	7.35	10.56	1.24	0.79	1.47	3	2.64±0.30	5.49	
658- 71**		5:54:05.1	-2:48:21	15.6	10.75	10.14	9.80	15.81	...	1.40	3.24	4	1.34±0.16	9.41	2
780- 32**		6:39:37.4	-21:01:33	12.2	8.49	7.92	7.65	12.78	1.66	1.20	2.77	4	0.43±0.24	8.06	
L 453-31**		6:39:41.1	-36:59:02	11.3	8.31	7.64	7.42	11.90	1.49	1.04	2.32	3	1.35±0.23	6.96	
L 453-49		6:44:32.4	-38:31:58	13.7	10.08	9.47	9.22	14.18	...	1.14	2.64	4	2.20±0.23	7.88	
L 528-16**		7:38:09.7	-31:12:19	12.3	8.20	7.57	7.30	11.87	1.56	1.07	2.39	3	1.15±0.23	7.05	
783- 21		7:53:37.4	-18:57:57	13.5	9.74	9.26	8.98	13.69	...	1.11	2.54	4	2.41±0.23	7.33	
899- 1		8:13:28.6	-32:27:30	13.0	9.09	8.45	8.20	12.67	1.50	1.03	2.31	4	2.17±0.23	6.92	
843- 16**		8:14:22.6	-25:42:18	11.8	8.09	7.45	7.20	11.55	1.44	1.00	2.21	3	1.33±0.23	6.76	
843- 18		8:19:42.5	-23:48:44	13.5	9.97	9.37	9.09	13.93	...	1.11	2.55	6	2.52±0.23	7.45	
G 161-19		9:23:24.9	-5:02:56	14.0	9.92	9.31	9.06	13.64	...	1.07	2.42	3	2.84±0.23	7.08	
G 161-20		9:23:25.7	-5:03:00	14.3	10.00	9.40	9.16	13.69	...	1.07	2.41	3	2.97±0.23	7.03	
731- 65		10:50:32.8	-13:26:13	15.0	11.12	10.52	10.22	15.60	...	1.23	2.87	3	2.61±0.25	8.51	
673-101		11:36:17.1	-5:26:49	12.7	9.31	8.64	8.45	12.09	1.40	0.89	1.78	4	3.42±0.23	5.89	
851-399*		11:57:53.5	-23:49:00	14.6	10.23	9.69	9.33	14.77	...	1.26	2.93	6	1.44±0.24	8.79	
851-410		11:58:19.8	-22:40:59	13.7	9.35	8.69	8.44	13.22	...	1.11	2.52	3	2.00±0.23	7.35	
L 553-179		16:00:27.9	-34:43:16	13.7	9.71	9.24	8.94	13.58	...	1.09	2.49	3	2.47±0.30	7.24	
553-44**		16:01:56.5	-33:57:07	11.5	7.80	7.21	6.94	12.17	1.57	1.14	2.61	2	-0.58±0.23	8.38	2
202-148		16:19:51.3	-58:16:32	11.6	8.30	7.68	7.48	10.93	1.37	0.85	1.63	2	2.60±0.30	5.70	
917- 25		16:20:37.6	-30:39:40	12.5	8.56	8.02	7.79	11.96	1.43	0.98	2.15	2	1.97±0.23	6.59	
862-197		16:38:31.8	-21:14:07	15.0	11.06	10.46	10.18	15.53	...	1.27	2.91	3	2.31±0.23	8.75	3
919- 15		17:12:01.2	-27:46:01	14.1	9.49	8.92	8.66	13.40	1.58	1.11	2.54	2	2.16±0.30	7.33	
864- 12		17:21:56.8	-27:07:15	12.2	8.85	8.36	8.06	12.16	1.56	1.01	2.14	2	2.36±0.30	6.49	
T 17		17:24:36.2	-30:56:53	14.7	11.01	10.37	10.07	14.62	...	1.07	2.37	2	4.00±0.23	7.01	
L 485-9		17:24:54.1	-35:28:34	14.5	10.46	9.86	9.60	13.80	...	1.01	2.14	2	3.88±0.30	6.58	
L 485-8		17:25:00.3	-35:29:32	13.5	9.41	8.93	8.71	13.23	1.56	0.97	2.02	2	1.82±0.23	7.59	
748- 24		17:39:16.6	-14:12:09	14.4	10.58	10.01	9.78	14.59	...	1.13	2.62	1	3.14±0.30	7.44	
G 154-10		17:43:39.9	-14:41:14	15.2	11.24	10.67	10.41	15.48	...	1.16	2.69	1	3.31±0.24	7.93	
L 559-169		17:50:08.7	-33:54:14	13.6	9.92	9.29	9.05	13.53	...	1.07	2.39	2	2.98±0.30	6.94	2
921- 23		17:58:24.5	-31:40:54	14.8	10.82	10.19	9.92	14.78	...	1.17	2.67	2	3.37±0.24	7.45	4
810- 12		18:25:34.1	-18:02:45	13.2	9.64	9.07	8.80	12.79	1.53	0.98	2.07	2	3.31±0.30	6.33	
G 155-18		18:29:15.7	-15:43:51	14.2	9.85	9.22	8.95	13.69	...	1.16	2.61	2	2.58±0.30	7.27	
867- 15**		18:42:11.1	-23:28:58	13.2	8.25	7.72	7.43	12.11	1.65	1.11	2.50	2	0.98±0.30	7.27	

Table 3—Continued

name	Other	$\alpha$ (2000)	$\delta$	$m_r$	J	H	$K_S$	V	B-V	V-R	V-I	$N_{obs}$	(m-M)	$M_J$	Notes
G 155-41		18:47:36.0	-17:03:15	14.1	10.03	9.49	9.23	13.61	...	1.03	2.32	2	3.18±0.30	6.85	
346- 11		18:58:16.9	-45:14:14	15.1	10.46	9.84	9.64	14.14	...	1.04	2.30	2	3.41±0.30	7.05	
812-110		19:21:05.6	-20:17:02	14.6	10.29	9.71	9.43	14.35	...	1.17	2.69	1	2.73±0.23	7.56	
813- 36	L 780-87	19:33:24.3	-17:34:19	14.4	10.35	9.84	9.57	14.13	...	1.05	2.44	1	3.23±0.30	7.12	
L 567-63**		20:34:31.1	-32:30:59	12.4	8.38	7.77	7.51	12.15	1.52	1.08	2.43	2	1.19±0.30	7.19	
757- 92**		21:11:24.2	-9:40:32	15.3	10.94	10.30	9.95	16.56	...	1.64	3.60	3	1.09±0.16	9.85	
358- 12		22:50:58.2	-45:48:35	14.5	9.88	9.32	9.08	13.30	...	1.03	2.23	2	3.24±0.30	6.64	
NLTT3															
824- 94	G 266-31	0:03:25.6	-24:29:09	13.5	9.69	9.02	8.84	12.87	...	1.00	2.18	1	3.32±0.30	6.37	
767- 16		1:10:29.4	-15:10:07	13.6	10.08	9.41	9.16	14.23	...	1.20	2.79	1	2.35±0.30	7.74	5
G 75-25		2:34:18.5	-5:23:06	14.3	9.82	9.23	8.95	13.39	...	1.04	2.33	2	2.92±0.30	6.90	
775- 44		4:21:31.6	-19:45:23	11.3	7.89	7.24	7.11	10.44	1.35	0.83	1.57	2	2.30±0.30	5.59	
775- 49	BD-16:891	4:32:58.2	-16:32:35	11.3	8.28	7.69	7.46	10.89	1.35	0.85	1.64	2	2.59±0.30	5.69	
G 108-4**		6:29:50.3	-2:47:45	13.8	9.48	8.90	8.64	13.83	...	1.20	2.81	2	1.24±0.32	8.24	
G 108-13		6:33:07.0	-4:31:18	14.5	10.61	10.00	9.76	14.85	...	1.18	2.74	2	2.59±0.30	8.02	
G 108-17		6:39:18.4	-2:05:46	14.6	10.75	10.19	9.96	14.93	...	1.17	2.69	2	2.86±0.30	7.89	
780- 23		6:40:08.6	-16:27:26	12.4	9.15	8.53	8.29	12.94	1.58	1.11	2.51	2	1.98±0.30	7.17	
661- 2		6:50:59.5	-9:10:50	13.8	9.39	8.74	8.56	13.31	...	1.11	2.55	1	2.04±0.30	7.35	
661- 13**		6:56:19.0	-8:35:46	14.7	9.62	9.03	8.74	13.97	...	1.21	2.80	2	1.47±0.30	8.15	
661- 17		6:57:46.0	-5:34:41	15.0	10.79	10.20	9.94	14.81	...	1.16	2.64	1	3.31±0.30	7.48	
896- 16		7:04:54.3	-28:01:13	14.3	10.10	9.50	9.23	14.28	...	1.16	2.69	2	2.14±0.30	7.96	
840- 16*		7:08:07.0	-22:48:47	11.6	8.08	7.50	7.24	11.42	1.55	1.00	2.15	2	1.52±0.30	6.56	
G 112-5		7:17:18.4	-3:11:53	13.5	9.50	8.76	8.62	12.43	1.34	0.91	1.90	1	3.43±0.30	6.07	
41- 12		7:22:15.1	-26:35:19	14.3	10.31	9.64	9.40	13.44	...	0.96	2.04	3	3.96±0.30	6.35	
883		7:47:25.6	-8:59:17	11.4	8.39	7.72	7.58	10.91	1.33	0.83	1.57	1	2.81±0.30	5.58	
CD-29:5220		7:57:18.8	-30:08:49	11.1	8.09	7.55	7.39	10.34	1.19	0.73	1.35	2	2.82±0.30	5.27	
784- 22		7:57:57.0	-16:33:40	12.5	9.09	8.41	8.23	11.94	1.40	0.90	1.85	2	3.12±0.30	5.97	
784- 11		7:59:34.4	-16:17:58	11.4	8.59	7.93	7.76	11.25	1.39	0.87	1.69	1	2.84±0.30	5.75	
R 397	G 113-35	8:25:39.2	-6:53:33	11.7	8.58	7.96	7.78	11.02	1.33	0.81	1.53	1	3.09±0.30	5.49	
186- 42		8:35:47.5	-56:45:13	12.1	8.98	8.35	8.16	11.78	1.43	0.90	1.79	1	3.09±0.30	5.89	
786- 55	BD-17 2676	8:52:20.3	-17:45:10	11.6	8.47	7.87	7.71	10.73	1.25	0.76	1.40	1	3.15±0.30	5.32	
727- 22	G216-75	9:24:14.2	-9:48:22	11.4	8.58	7.96	7.77	11.22	1.33	0.85	1.66	1	2.87±0.30	5.71	
851- 27		11:36:57.1	-23:29:47	13.0	9.32	8.43	8.41	12.90	...	1.11	2.54	1	2.42±0.30	6.90	

Note. — \*\* identifies stars with formal distance estimates  $d \leq 20$  parsecs  
\* identifies stars with formal distance estimates within  $1\sigma$  of 20 parsecs  
Column 1 lists the designation from the NLTT catalogue: R=Ross, W=Wolf, Oxf=Oxford catalogue. We have added Lowell Observatory Proper Motion Survey identifications (Giclas *et al.*, 1971) where appropriate.  
Column 2 lists an alternative name, usually from either the pCNS3 or the LHS catalogue;  
Columns 3 and 4 list the position of the 2MASS source; Column 5 gives the Luyten  $m_r$  magnitude; Columns 6-8 list the 2MASS photometry;  
Columns 9-12 list the optical photometry, and column 13 gives the number of observations;  
Column 14 gives the estimated distance modulus and column 15 the corresponding  $M_J$ . Notes:  
1. probably variable; constant colours; 2. probably variable; 3. possibly affected by nearby field star; 4. crowded field; 5. LP 767-16 is a close binary, separation  $\sim 1.5$  arcseconds. Both 2MASS and the optical data provide joint photometry; the distance estimate assumes an equal-magnitude system.

Table 4. Narrowband indices for NLTT dwarfs

name	TiO5	CaOH	CaH1	CaH2	CaH3	TiO-a	VO-a	H $\alpha$	Sp. Type
NLTT1									
LP 348-40	0.43	0.47	0.85	0.44	0.74	1.48	1.95	0.97	M3.5
G 171-59	0.60	0.61	0.82	0.55	0.78	1.28	1.95	1.42	M1.5
G 171-61	0.65	0.62	0.80	0.59	0.80	1.18	1.96	0.97	M1.5
G 132-4	0.47	0.51	0.85	0.47	0.76	1.42	1.95	0.95	M3.5
LP 765-74	0.63	0.58	0.81	0.55	0.79	1.21	1.94	0.98	M1.5
G 172-22	0.44	0.46	0.86	0.45	0.76	1.55	1.96	0.96	M3.5
G 69-32	0.42	0.39	0.80	0.39	0.68	1.66	1.98	1.36	M3.5
G 132-42	0.40	0.45	0.87	0.43	0.75	1.56	1.95	0.99	M4.0
G 172-41	0.50	0.56	0.88	0.50	0.79	1.32	1.94	0.96	M3.0
LP 351-6	0.61	0.59	0.88	0.56	0.80	1.20	1.93	0.97	M1.5
LP 243-36	0.34	0.48	0.82	0.40	0.68	1.72	2.02	1.72	M4.5
LP 828-75	0.28	0.51	0.61	0.27	0.66	2.35	2.08	1.38	M5.5
G 173-37	0.48	0.49	0.79	0.43	0.69	1.37	1.97	1.13	M3.5
G 35-32	0.46	0.48	0.84	0.46	0.76	1.41	1.97	0.98	M3.5
LP 409-52	0.36	0.40	0.73	0.34	0.61	1.81	2.00	1.62	M4.5
G 74-12	0.45	0.48	0.80	0.43	0.71	1.37	1.95	0.98	M3.5
G 35-39	0.55	0.52	0.82	0.48	0.75	1.26	1.98	0.99	M2.5
LP 353-78	0.88	0.87	0.93	0.84	0.91	1.03	1.96	0.94	K5
LP 298-53	0.63	0.63	0.83	0.55	0.77	1.23	1.97	1.26	M1.5
G 36-39	0.38	0.45	0.88	0.39	0.71	1.55	1.95	0.99	M4.5
G 134-56	0.91	0.88	0.94	0.85	0.91	1.02	1.96	0.96	K5
G 134-68	0.43	0.46	0.85	0.41	0.71	1.46	1.97	0.96	M3.5
LP 837- 37	0.22	0.35	0.87	0.28	0.54	3.24	2.13	2.21	M6.0
G 78-15	0.63	0.61	0.82	0.57	0.79	1.18	1.96	0.96	M1.5
LP 355-27	0.37	0.42	0.81	0.37	0.67	1.73	1.97	1.46	M4.5
LP 247-13	0.48	0.54	0.82	0.45	0.71	1.46	1.93	1.66	M3.5
W 140	0.41	0.48	0.83	0.43	0.72	1.50	1.95	0.97	M4.0
W 142	0.51	0.51	0.82	0.49	0.76	1.33	1.94	0.97	M2.5
LP 31-103	0.75	0.69	0.88	0.65	0.83	1.12	1.96	0.95	M0.5
LP 413-24	0.38	0.41	0.79	0.43	0.71	1.61	1.94	1.34	M4.5
W 1269	0.59	0.62	0.85	0.62	0.84	1.23	1.87	0.94	M2.0
G 38-22	0.65	0.63	0.87	0.61	0.84	1.21	1.95	0.95	M1.5
LP 301-25	0.43	0.39	0.80	0.42	0.73	1.47	1.95	0.96	M3.5
LP 833-45	0.31	0.35	0.95	0.34	0.67	2.04	2.04	1.07	M5.0
G 7-25	0.56	0.53	0.79	0.55	0.78	1.31	1.93	0.94	M2.5
LP 31-339	0.68	0.62	0.85	0.64	0.84	1.18	1.95	0.99	M1.0
G 8-31	0.39	0.38	0.83	0.40	0.71	1.63	1.95	0.99	M4.0
LP 15-272	0.56	0.53	0.86	0.52	0.79	1.32	1.93	0.97	M2.5
G 8-47	0.39	0.36	0.76	0.46	0.73	1.59	1.89	0.96	M4.0
G 8-48	0.46	0.47	0.81	0.45	0.74	1.49	1.93	1.08	M3.5
LP 415-1896	0.64	0.58	0.85	0.59	0.84	1.23	1.94	0.97	M1.5
LP 776-25	0.50	...	0.85	0.46	0.71	1.39	1.97	1.25	M3.0
LP 717-36	0.47	...	0.82	0.44	0.68	1.46	2.00	1.20	M3.5
LP 15-164	0.72	0.70	0.89	0.70	0.87	1.14	1.92	0.95	M0.5
LP 718- 5	0.28	0.14	0.93	0.27	0.60	2.49	2.15	1.03	M6.5

Table 4—Continued

name	TiO5	CaOH	CaH1	CaH2	CaH3	TiO-a	VO-a	H $\alpha$	Sp. Type
LP 658-106	0.20	0.15	0.83	0.25	0.52	2.68	2.06	1.12	M6.5
LP 33-218	0.67	0.67	0.86	0.64	0.83	1.15	1.94	0.95	M1.0
LP 15-235	0.54	0.55	0.81	0.52	0.78	1.29	1.93	0.97	M2.5
G 101-18	0.55	0.52	0.81	0.49	0.76	1.36	1.96	1.09	M2.5
LP 15-236	0.45	0.45	0.92	0.48	0.77	1.46	1.93	0.95	M3.5
G 101-32	0.42	0.44	0.82	0.43	0.75	1.51	1.92	0.97	M3.5
G 103-41	0.46	0.48	0.84	0.44	0.74	1.42	1.92	0.98	M3.5
G 103-43	0.54	0.53	0.80	0.50	0.75	1.27	1.97	1.02	M2.5
G 107-20	0.50	0.52	0.83	0.47	0.75	1.33	1.95	0.97	M3.0
G 103-66	0.46	0.51	0.86	0.47	0.75	1.38	1.94	0.98	M3.5
G 109-29	0.47	0.49	0.81	0.43	0.71	1.41	1.95	0.98	M3.5
LP 34-110	0.78	0.74	0.78	0.66	0.83	1.22	1.89	0.95	M0.5
G 88-2	0.47	0.48	0.82	0.47	0.74	1.40	1.93	0.97	M3.5
LP 16-379	0.47	0.48	0.81	0.44	0.72	1.35	1.95	0.97	M3.5
LP 34-143	0.41	0.47	0.88	0.41	0.72	1.51	1.96	0.95	M3.5
G 109-51	0.38	0.49	0.88	0.42	0.73	1.59	1.96	0.94	M4.5
LP 162-1	0.39	0.46	0.85	0.43	0.74	1.56	1.94	0.98	M4.0
BD+20:1790	0.89	0.94	0.98	0.90	0.93	1.03	1.96	1.07	K5
G 88-33	0.36	0.42	0.86	0.41	0.74	1.62	1.96	0.96	M4.5
G 88-37	0.47	0.54	0.85	0.47	0.75	1.36	1.94	0.94	M3.5
LP 17-66	0.46	0.45	0.84	0.44	0.73	1.40	1.93	0.99	M3.5
G 88-49	0.55	0.59	0.87	0.58	0.82	1.27	1.94	0.95	M2.5
G 111-56	0.36	0.41	0.83	0.39	0.67	1.54	1.98	1.16	M4.5
W 1469	0.50	0.52	0.83	0.59	0.75	1.33	1.93	0.98	M3.0
LP 35-257	0.44	0.48	0.86	0.45	0.75	1.42	1.92	0.95	M3.5
LP 321-16	0.42	0.47	0.84	0.44	0.74	1.48	1.94	0.97	M3.5
G 40-36	0.38	0.39	0.76	0.36	0.65	1.57	1.99	1.23	M4.5
LP 726-11	0.57	...	0.84	0.50	0.73	1.32	2.00	1.26	M2.5
LP 726-12	0.45	...	0.81	0.40	0.65	1.47	2.01	1.17	M3.5
G 41-13	0.51	0.48	0.80	0.51	0.77	1.31	1.95	0.97	M2.5
BD+25 3037	0.92	0.92	0.96	0.93	0.96	1.02	1.96	0.94	K7
G 115-72	0.67	0.59	0.83	0.59	0.82	1.20	1.96	1.00	M1.5
Wolf 346	0.65	...	0.80	0.51	0.75	1.20	2.04	0.97	M1.5
G 235-35	0.59	...	0.80	0.44	0.70	1.32	2.01	1.03	M2.0
LP 212-62	0.36	...	0.85	0.36	0.67	1.88	2.05	1.28	M4.5
LP 92-180	0.71	...	0.85	0.56	0.80	1.17	1.98	0.96	M0.5
LP 127-502	0.42	...	0.80	0.37	0.65	1.63	2.02	1.29	M3.5
LP 491-51	0.45	...	0.83	0.41	0.66	1.44	2.01	1.10	M3.5
LP 170-65	0.40	...	0.81	0.37	0.65	1.60	2.02	1.00	M4.0
LP 320-626	0.54	...	0.86	0.47	0.75	1.36	1.95	0.98	M2.5
LP 64-185	0.61	...	0.83	0.49	0.77	1.26	1.99	0.94	M1.5
G 199-16	0.57	...	0.81	0.45	0.72	1.30	1.98	0.95	M2.5
G 199-28	0.50	...	0.88	0.49	0.76	1.40	1.97	0.97	M3.0
G 123-45	0.42	...	0.82	0.39	0.68	1.52	2.03	0.94	M3.5
LP 20-391	0.83	...	0.90	0.73	0.88	1.08	1.99	0.98	M0.5
Grw+77:4616	0.98	...	0.95	0.82	0.93	1.01	2.01	0.97	K5

Table 4—Continued

name	TiO5	CaOH	CaH1	CaH2	CaH3	TiO-a	VO-a	H $\alpha$	Sp. Type
G 199-57	0.59	...	0.86	0.46	0.73	1.29	2.00	0.92	M2.0
R 493	0.72	...	0.87	0.63	0.84	1.16	1.95	0.97	M0.5
LP 323-276	0.45	...	0.85	0.44	0.73	1.45	1.98	0.93	M3.5
LP 21-194	0.90	...	0.93	0.70	0.89	1.05	2.01	0.97	K7
BD+51:1878	0.98	...	0.99	0.89	0.95	1.00	1.96	0.96	K5
G 177-63	0.44	...	0.87	0.44	0.74	1.51	1.98	0.95	M3.5
G 165-58	0.50	...	0.80	0.45	0.69	1.34	2.00	0.95	M3.0
G 224-13	0.64	...	0.82	0.53	0.77	1.21	1.96	0.96	M1.5
LP 325-34	0.49	...	0.87	0.48	0.76	1.40	1.97	0.96	M3.0
LP 326-38	0.46	...	0.81	0.42	0.67	1.48	1.99	1.34	M3.5
LP 41-431	0.54	...	0.87	0.48	0.76	1.35	1.93	0.96	M2.5
LP 272-42	0.40	0.49	0.89	0.42	0.71	1.52	1.95	0.97	M4.0
LP 272-63	0.55	0.55	0.79	0.49	0.75	1.26	1.97	0.97	M2.5
LP 177-278	0.42	0.47	0.84	0.43	0.72	1.52	1.96	0.93	M3.5
LP 274-65	0.53	0.54	0.85	0.49	0.77	1.31	1.96	0.97	M2.5
G 168-25	0.43	0.43	0.79	0.42	0.71	1.48	1.98	0.95	M3.5
LP 100-134	0.46	0.44	0.77	0.42	0.67	1.38	1.96	1.01	M3.5
G 181-32	0.55	0.54	0.81	0.49	0.74	1.27	1.95	0.98	M2.5
LP 230-29	0.35	0.41	0.80	0.38	0.69	1.65	1.99	0.90	M4.5
W1110	0.57	0.60	0.82	0.52	0.76	1.25	1.96	0.99	M2.5
LP 287-15	0.43	0.46	0.85	0.43	0.73	1.47	1.94	0.96	M3.5
R 268	0.42	0.45	0.83	0.43	0.73	1.48	1.94	0.97	M3.5
G 127-42	0.46	0.49	0.84	0.45	0.73	1.38	1.96	0.94	M3.5
G 156-37A	0.36	0.41	0.81	0.40	0.69	1.62	1.95	1.01	M4.5
G 156-37B	0.46	0.49	0.84	0.48	0.75	1.41	1.95	0.96	M3.5
LP 461-11	0.47	0.49	0.83	0.44	0.73	1.37	1.95	0.98	M3.5
G 68-46	0.41	0.42	0.78	0.38	0.66	1.72	1.97	1.60	M4.0
NLTT2									
LP 644-94	0.61	0.57	0.83	0.58	0.79	1.26	1.94	0.98	M1.5
LP 880-803	0.58	0.53	0.81	0.53	0.75	1.27	1.97	0.99	M2.0
LP 292-63	0.28	0.32	0.76	0.34	0.62	2.08	2.04	1.63	M5.5
LP 86-82	0.77	0.72	0.88	0.68	0.85	1.11	1.97	0.97	M0.5
LP 881-50	0.53	0.52	0.83	0.53	0.79	1.31	1.93	0.96	M2.5
LP 881-102	0.53	0.53	0.83	0.52	0.76	1.38	1.95	0.96	M2.5
LP 50-78	0.44	0.45	0.85	0.43	0.71	1.53	1.97	0.96	M3.5
G 172-10	0.44	0.47	0.87	0.46	0.74	1.49	1.94	0.96	M3.5
LP 881-239	0.47	0.44	0.81	0.44	0.72	1.47	1.98	1.04	M3.5
LP 825-628	0.53	0.57	0.83	0.60	0.78	1.32	1.89	0.96	M2.5
LP 881-272	0.58	0.48	0.74	0.46	0.70	1.22	1.99	0.96	sdM3
LP 466-140	0.47	0.47	0.74	0.45	0.69	1.39	1.95	1.28	M3.5
LP 466-156	0.47	0.41	0.75	0.39	0.64	1.45	1.93	1.28	sdM4
LP 586-73	0.60	0.56	0.84	0.51	0.75	1.29	2.00	1.35	M2.0
LP 466-236	0.60	0.63	0.86	0.58	0.79	1.25	1.93	0.99	M1.5
LP 827-167	0.34	0.32	0.70	0.36	0.63	1.83	1.98	1.23	M4.5
LP 883-542	0.56	0.53	0.85	0.53	0.78	1.33	1.96	0.96	M2.5
LP 883-432	0.42	0.45	0.87	0.45	0.73	1.58	1.95	0.95	M3.5

Table 4—Continued

name	TiO5	CaOH	CaH1	CaH2	CaH3	TiO-a	VO-a	H $\alpha$	Sp. Type
LP 768-199	0.56	0.52	0.79	0.52	0.76	1.27	1.96	0.98	M2.5
LP 828-89	0.68	0.66	0.85	0.62	0.81	1.20	1.96	1.27	M1.0
LP 768-670	0.40	0.39	0.80	0.40	0.69	1.60	1.99	1.00	M4.0
LP 768-702	0.78	0.73	0.88	0.68	0.86	1.09	1.97	0.95	M0.5
LP13-529	0.42	0.43	0.72	0.46	0.74	1.51	1.92	1.06	M3.5
G 173-44	0.41	0.47	0.84	0.41	0.71	1.48	1.95	0.96	M3.5
LP 650-215	0.38	0.35	0.76	0.36	0.62	1.82	2.00	1.60	M4.5
LP 353-75	0.45	0.49	0.86	0.49	0.78	1.41	1.97	0.95	M3.5
LP 650-158	0.63	0.59	0.85	0.55	0.79	1.22	1.98	1.01	M1.5
LP 941-160	0.41	0.41	0.87	0.38	0.65	1.62	1.95	1.23	M4.0
G 36-26	0.31	0.39	0.77	0.36	0.61	1.98	1.99	1.60	M5.0
LP 650-323	0.37	0.34	0.81	0.36	0.66	1.81	2.02	1.25	M4.5
LP 650-337	0.72	0.64	0.84	0.61	0.81	1.15	1.98	0.96	M0.5
LP 354-164	0.48	0.54	0.81	0.47	0.75	1.39	1.96	0.96	M3.5
LP 650-366	0.45	0.43	0.85	0.42	0.70	1.46	1.98	0.95	M3.5
LP 650-407	0.50	0.48	0.83	0.48	0.77	1.44	1.96	0.91	M3.0
LP 771-21	0.24	0.37	0.87	0.27	0.60	3.09	2.29	1.24	M8.0
LP 154-66	0.60	0.61	0.85	0.60	0.80	1.21	1.91	0.96	M2.0
G 95-2	0.47	0.46	0.86	0.45	0.73	1.41	1.96	0.95	M3.5
LP 591-248	0.24	0.34	0.71	0.27	0.57	2.01	2.07	0.98	M5.5
LP 887-84	0.58	0.56	0.81	0.54	0.78	1.27	1.95	0.96	M2.0
LP 198-310	0.48	0.46	0.86	0.46	0.74	1.43	1.95	0.94	M3.5
LP 198-596	0.44	0.41	0.77	0.44	0.69	1.50	1.91	0.96	M3.5
LP 652-192	0.55	0.51	0.83	0.52	0.78	1.32	1.97	0.96	M2.5
LP 831-68	0.61	0.61	0.85	0.58	0.82	1.24	1.96	0.99	M1.5
LP 652-237	0.57	0.54	0.83	0.54	0.77	1.30	1.94	0.95	M2.5
LP 198-637	0.66	0.66	0.85	0.61	0.81	1.17	1.96	0.96	M1.5
LP 652-310	0.37	0.36	0.80	0.40	0.69	1.60	1.99	0.98	M4.5
LP 356-88	0.56	0.59	0.82	0.53	0.78	1.28	1.93	0.93	M2.5
LP 773-52	0.47	0.43	0.75	0.42	0.68	1.43	2.01	1.00	M3.5
LP 248-7	0.43	0.39	0.85	0.40	0.65	1.62	1.97	1.31	M3.5
LP 655-23	0.41	0.41	0.81	0.41	0.68	1.57	1.99	1.06	M4.0
LP 476-37	0.17	1.53	1.17	0.31	0.56	2.72	2.22	1.45	M6.5
LP 15-146	0.62	0.62	0.85	0.58	0.81	1.22	1.93	0.96	M1.5
LP 658-71	0.32	0.38	0.81	0.35	0.64	1.91	2.03	1.64	M5.0
LP 16-166	0.66	0.57	0.86	0.56	0.79	1.20	1.95	0.96	M1.5
LP 4-346	0.49	0.44	0.89	0.47	0.76	1.45	1.94	0.92	M3.0
LP 4-203	0.50	0.40	0.80	0.46	0.78	1.44	1.91	0.92	M3.0
LP 16-197	0.34	0.24	0.84	0.31	0.65	2.05	2.07	1.30	M5.5
LP 204-70	0.51	0.52	0.87	0.50	0.76	1.33	1.95	0.95	M2.5
LP 720-10	0.47	0.45	0.78	0.44	0.70	1.41	1.99	1.13	M3.5
LP 780-32	0.42	0.42	0.81	0.42	0.70	1.49	1.97	1.00	M3.5
L 453-31	0.54	0.55	0.85	0.51	0.77	1.31	1.97	0.98	M2.5
L 453-49	0.44	0.46	0.81	0.44	0.73	1.41	1.97	1.00	M3.5
G 109-30	0.49	0.46	0.80	0.50	0.75	1.39	1.98	0.95	M3.0
LP 58-190	0.42	0.40	0.82	0.41	0.65	1.65	1.98	1.38	M3.5

Table 4—Continued

name	TiO5	CaOH	CaH1	CaH2	CaH3	TiO-a	VO-a	H $\alpha$	Sp. Type
LP 17-44	0.28	0.17	0.81	0.33	0.67	1.96	2.07	0.87	M5.5
G 111-5	0.38	0.44	0.83	0.39	0.69	1.61	1.96	1.04	M4.5
L 528-16	0.54	0.53	0.82	0.48	0.74	1.28	1.97	0.96	M2.5
LP 17-75	0.41	0.45	0.83	0.43	0.72	1.47	1.94	0.96	M4.0
LP 783-21	0.47	0.44	0.79	0.45	0.73	1.38	1.97	1.00	M3.5
LP 163-51	0.45	0.47	0.83	0.44	0.75	1.41	1.96	0.97	M3.5
LP 17-228	0.44	0.48	0.81	0.43	0.71	1.40	1.94	0.98	M3.5
G 111-60	0.40	0.40	0.84	0.41	0.74	1.51	1.97	0.96	M4.0
LP 899-1	0.56	0.54	0.84	0.52	0.77	1.28	1.97	0.97	M2.5
LP 843-16	0.58	0.57	0.85	0.54	0.79	1.26	1.97	0.98	M2.0
LP 843-18	0.45	0.46	0.82	0.44	0.71	1.42	1.97	1.08	M3.5
G 9-24	0.42	0.41	0.80	0.41	0.70	1.48	1.99	1.00	M3.5
LP 368-99	0.45	0.47	0.80	0.39	0.65	1.51	1.98	1.71	M3.5
LP 368-98	0.45	0.48	0.79	0.44	0.68	1.47	1.96	1.47	M3.5
LP 187-21	0.36	0.49	1.02	0.49	0.85	1.80	1.92	0.92	M4.5
LP 486-55	0.85	0.82	0.92	0.77	0.89	1.06	1.97	0.94	M0.5
G 161-19	0.50	0.51	0.86	0.47	0.73	1.36	1.98	0.96	M3.0
G 161-20	0.51	0.49	0.82	0.48	0.75	1.35	1.99	0.94	M2.5
LP 36-276	0.23	0.29	0.88	0.30	0.55	2.29	1.99	2.00	M5.5
G 116-50	0.39	0.45	0.90	0.45	0.72	1.41	1.94	0.94	M4.0
LP 261-109	0.40	0.39	0.89	0.41	0.72	1.82	2.00	1.74	M4.0
LP 37-57	0.38	0.39	0.80	0.42	0.69	1.54	1.93	0.97	M4.5
LP 261-165	0.40	0.42	0.80	0.41	0.67	1.55	1.92	0.97	M4.0
Wolf 341	0.47	...	0.77	0.40	0.65	1.52	2.02	1.33	M3.5
LP 669-19	0.41	0.41	0.87	0.41	0.74	1.53	1.98	0.96	M4.0
LP 92-171	0.39	0.44	0.85	0.44	0.72	1.54	1.94	0.97	M4.0
LP 731-65	0.37	0.43	0.83	0.38	0.64	1.68	1.97	1.27	M4.5
LP 673-101	0.79	0.79	0.90	0.76	0.88	1.09	1.96	0.96	M0.5
LP 19-419	0.21	0.28	0.73	0.31	0.60	2.08	1.99	0.99	M6.0
LP 851-399	0.38	0.45	0.77	0.40	0.64	1.73	1.98	1.71	M4.5
LP 851-410	0.46	0.51	0.83	0.51	0.76	1.44	1.94	0.97	M3.5
LP 20-178	0.22	0.29	0.68	0.27	0.51	2.54	2.06	1.29	M6.0
LP 39-244	0.56	...	0.85	0.47	0.75	1.34	2.00	0.94	M2.5
G 148-49	0.98	...	1.01	0.98	0.97	1.00	2.01	0.90	K5
LP 64-520	0.29	0.43	0.79	0.36	0.61	2.01	2.01	1.74	M5.5
G 148-59	0.35	0.41	0.78	0.38	0.65	1.72	1.98	1.34	M4.5
LP 64-283	0.38	0.40	0.76	0.40	0.64	1.60	1.96	1.42	M4.5
LP 435-318	0.22	0.20	0.70	0.28	0.58	2.35	2.04	0.94	M6.0
G 59-31	0.43	0.42	0.77	0.47	0.75	1.44	1.98	1.06	M3.5
LP 95-333	0.70	...	0.88	0.58	0.82	1.17	2.02	0.96	M0.5
LP 21-14	0.33	0.36	0.81	0.33	0.63	1.99	2.03	2.01	M4.5
LP 321-167	0.71	0.73	0.90	0.71	0.86	1.15	1.96	0.95	M0.5
G 168-51	0.55	...	0.86	0.51	0.77	1.31	1.97	0.96	M2.5
LP 65-357	0.25	0.25	0.81	0.26	0.53	2.46	2.04	1.50	M5.5
LP 96-100	0.40	0.43	0.87	0.42	0.70	1.56	1.94	0.96	M4.0
LP 132-165	0.42	0.39	0.70	0.39	0.65	1.48	1.95	1.20	M3.5



Table 4—Continued

name	TiO5	CaOH	CaH1	CaH2	CaH3	TiO-a	VO-a	H $\alpha$	Sp. Type
LP 97-259	0.76	0.69	0.86	0.70	0.85	1.11	1.94	0.96	M0.5
LP 133-172	0.34	0.41	0.88	0.41	0.71	1.72	1.96	0.94	M4.5
Grw+69:560	0.59	0.54	0.85	0.54	0.78	1.28	1.93	0.74	M2.0
LP 221-55	0.78	0.72	0.87	0.72	0.86	1.08	1.94	0.97	M0.5
LP 41-203	0.55	0.48	0.83	0.49	0.75	1.33	1.94	0.96	M2.5
Grw+67:463	0.75	0.69	0.88	0.69	0.86	1.12	1.93	0.96	M0.5
G 224-20	0.32	0.30	0.73	0.34	0.61	1.72	1.98	1.00	M4.5
LP 135-222	0.40	0.40	0.76	0.40	0.64	1.55	1.96	1.31	M4.0
LP 99-246	0.50	0.53	0.84	0.48	0.76	1.35	1.94	0.97	M3.0
LP 135-315	0.35	0.34	0.80	0.38	0.68	1.75	1.98	1.07	M4.5
LP 177-23	0.47	0.44	0.83	0.45	0.73	1.36	1.97	0.96	M3.5
LP 553-44	0.45	0.47	0.83	0.44	0.72	1.41	1.98	0.97	M3.5
LP 917-25	0.59	0.55	0.83	0.56	0.80	1.24	1.97	0.96	M2.0
LP 101-183	0.61	0.55	0.82	0.56	0.78	1.23	1.94	0.96	M1.5
LP 862-197	0.40	0.40	0.79	0.42	0.68	1.52	1.96	1.16	M4.0
LP 331-57	0.51	0.50	0.82	0.46	0.70	1.37	1.98	1.13	M2.5
T4	0.45	0.47	0.83	0.48	0.73	1.43	1.93	0.97	M3.5
T5	0.35	0.34	0.78	0.38	0.65	1.70	1.92	0.91	M4.5
T17	0.53	0.52	0.79	0.52	0.75	1.32	1.93	0.99	M2.5
L 485-9	0.66	0.62	0.79	0.61	0.80	1.15	1.92	0.98	M1.5
L 485-8	0.72	0.67	0.80	0.66	0.81	1.14	1.94	1.00	M0.5
T24	0.44	0.47	0.87	0.48	0.75	1.40	1.91	0.95	M3.5
G 154-10	0.41	0.41	0.82	0.44	0.71	1.49	1.95	0.97	M3.5
LP 102-243	0.37	0.40	0.77	0.38	0.63	1.77	1.97	1.73	M4.5
LP 102-241	0.36	0.38	0.77	0.38	0.65	1.74	1.99	1.29	M4.5
LP 278-42	0.27	0.33	0.84	0.36	0.67	1.99	2.02	1.48	M5.5
L 559-120	0.55	0.53	0.85	0.57	0.80	1.24	1.92	0.96	M2.5
LHS 3339	0.31	0.47	1.07	0.30	0.63	2.05	2.08	0.92	M5.0
LP 921-23	0.41	0.46	0.87	0.46	0.72	1.43	1.93	0.94	M3.5
LP 449-10	0.40	0.40	0.78	0.41	0.67	1.50	1.96	0.98	M4.0
LP 44-334	0.20	0.29	0.81	0.26	0.54	2.89	2.11	1.36	M6.5
G 184-28	0.44	0.42	0.85	0.45	0.73	1.46	1.96	0.95	M3.5
G 184-31	0.35	...	...	0.38	0.68	1.62	2.00	1.01	M4.5
G 184-37	0.46	0.53	0.87	0.51	0.75	1.37	1.92	0.96	M3.5
G 205-43	0.49	0.49	0.80	0.46	0.73	1.36	1.98	0.94	M3.0
LP 336-10	0.69	...	...	0.62	0.82	1.14	1.98	0.96	M0.5
G 205-57	0.52	0.49	0.84	0.47	0.74	1.32	1.96	0.98	M2.5
LP 452-8	0.77	...	...	0.74	0.88	1.10	1.98	0.98	M0.5
LP 392-13	0.57	0.56	0.79	0.53	0.74	1.24	1.98	0.97	M2.5
LP 812-110	0.46	0.43	0.79	0.47	0.72	1.40	1.94	0.95	M3.5
G 185-16	0.40	...	...	0.41	0.73	1.56	1.95	0.98	M4.0
LP 392-15	0.67	...	...	0.61	0.80	1.17	1.95	0.96	M1.5
G 185-23	0.37	...	...	0.40	0.68	1.67	1.99	1.31	M4.5
G 125-15	0.33	0.39	0.81	0.38	0.65	1.93	1.97	1.85	M4.5
W 1109	0.54	0.52	0.86	0.50	0.77	1.28	1.95	0.97	M2.5
LP 393-8	0.48	...	...	0.51	0.77	1.41	1.96	0.98	M3.0

Table 4—Continued

name	TiO5	CaOH	CaH1	CaH2	CaH3	TiO-a	VO-a	H $\alpha$	Sp. Type
G 152-22	0.47	0.50	0.83	0.50	0.75	1.38	1.95	0.97	M3.5
G 125-23	0.41	0.42	0.78	0.42	0.66	1.53	1.96	1.25	M4.0
G 125-27	0.49	0.48	0.81	0.51	0.76	1.34	1.95	0.96	M3.0
G 125-34	0.43	0.44	0.78	0.40	0.69	1.46	1.96	0.96	M3.5
LP 870-54	0.55	...	...	0.51	0.77	1.30	1.98	0.97	M2.5
LP 232-4	0.76	0.78	0.87	0.71	0.86	1.08	1.96	0.97	M0.5
LP 105-469	0.41	0.42	0.88	0.42	0.71	1.54	1.95	0.94	M3.5
G 125-49	0.42	0.41	0.79	0.43	0.68	1.45	1.98	0.97	M3.5
G 209-11	0.51	0.47	0.83	0.46	0.74	1.35	1.95	0.96	M2.5
G 125-54	0.54	0.51	0.80	0.52	0.76	1.29	1.95	0.96	M2.5
G 209-18	0.36	0.37	0.79	0.39	0.66	1.66	1.98	1.29	M4.5
G 209-23	0.44	0.45	0.82	0.50	0.75	1.41	1.94	0.97	M3.5
G 186-24	0.37	0.40	0.81	0.38	0.67	1.58	1.94	0.95	M4.5
G 209-30	0.56	0.54	0.87	0.51	0.77	1.28	1.94	0.97	M2.5
G 209-32	0.44	0.44	0.87	0.43	0.73	1.45	1.95	0.95	M3.5
G 209-36	0.45	0.43	0.85	0.41	0.70	1.42	1.98	0.96	M3.5
LP 695-372	0.19	0.31	0.72	0.24	0.52	2.71	2.05	1.34	M6.5
G 212-16	0.41	0.42	0.85	0.45	0.73	1.47	1.95	0.98	M4.0
G 211-9	0.37	0.41	0.89	0.38	0.67	1.74	1.99	1.19	M4.5
LP 234-1558	0.44	0.86	0.97	1.02	1.01	0.98	2.00	0.99	M3.5
LP 757-92	0.30	0.31	0.90	0.34	0.66	2.06	2.03	1.13	M5.5
G 212-27	0.51	0.48	0.86	0.47	0.75	1.38	1.96	0.96	M2.5
LP 234-2220	0.47	0.45	0.77	0.47	0.70	1.35	1.95	0.96	M3.5
LP 234-2426	0.69	0.67	0.89	0.59	0.81	1.14	1.96	0.97	M1.0
LP 459-419	0.38	0.39	0.90	0.41	0.72	1.64	1.99	0.96	M4.5
G 232-67	0.72	0.65	0.87	0.61	0.81	1.14	1.95	0.99	M0.5
G 189-22	0.52	0.48	0.80	0.49	0.73	1.33	1.97	0.98	M2.5
G 216-21	0.41	0.40	0.83	0.40	0.68	1.50	1.99	0.95	M4.0
G 233-33	0.59	0.54	0.88	0.52	0.78	1.27	1.94	0.95	M2.0
NLTT3									
LP 585-73	0.53	0.52	0.81	0.50	0.77	1.31	1.95	0.96	M2.5
G 172-36	0.47	0.40	0.76	0.41	0.66	1.49	1.99	1.17	M3.5
BD+51:318B	0.62	0.59	0.83	0.58	0.78	1.22	1.93	0.96	M1.5
G 173-33	0.51	0.49	0.85	0.50	0.77	1.29	1.95	0.96	M2.5
G 73-27	0.35	0.44	0.79	0.37	0.65	1.83	1.98	2.00	M4.5
LP 469-118	0.35	0.41	0.82	0.38	0.63	1.80	1.97	1.82	M4.5
G 174-4	0.59	0.60	0.88	0.55	0.79	1.23	1.97	0.93	M2.0
G 174-25	0.67	0.61	0.74	0.49	0.72	1.17	1.97	0.96	sdM3
LP 198-482	0.93	0.93	0.98	0.90	0.94	1.01	1.97	0.93	K7
LP 591-156	0.37	0.33	0.81	0.36	0.65	1.74	2.01	1.28	M4.5
LP 198-498	0.74	0.71	0.89	0.69	0.84	1.13	1.94	0.98	M0.5
LP 154-86	0.59	0.57	0.80	0.53	0.78	1.28	1.97	1.00	M2.0
G 75-60	0.59	0.55	0.82	0.53	0.78	1.23	1.96	0.97	M2.0
G 174-28	0.56	0.55	0.83	0.53	0.76	1.28	1.94	0.97	M2.5
G 95-19	0.86	0.85	0.92	0.79	0.89	1.05	1.97	0.96	K7
G 78-25	0.50	0.46	0.86	0.50	0.75	1.41	1.93	0.99	M3.0

Table 4—Continued

name	TiO5	CaOH	CaH1	CaH2	CaH3	TiO-a	VO-a	H $\alpha$	Sp. Type
LP 155-59	0.60	0.57	0.82	0.51	0.77	1.23	1.95	0.99	M2.0
G 174-54	0.46	0.36	0.65	0.41	0.59	1.42	2.00	0.97	M3.5
LP 155-214	0.38	0.40	0.85	0.39	0.68	1.54	1.97	0.92	M4.5
LP 357-4	0.39	0.45	0.80	0.39	0.67	1.64	1.96	1.95	M4.0
LP 200-31	0.40	0.34	0.78	0.36	0.67	1.51	1.95	0.92	M4.0
LP 200-33	0.53	0.53	0.83	0.50	0.77	1.35	1.93	0.94	M2.5
R 40	0.76	0.76	0.90	0.72	0.87	1.10	1.95	0.94	M0.5
LP 31-420	0.63	0.59	0.86	0.58	0.80	1.23	1.96	0.95	M1.5
LP 414-108W	0.79	0.74	0.86	0.71	0.86	1.10	1.95	0.97	M0.5
LP 414-108N	0.82	0.74	0.86	0.72	0.87	1.09	1.95	0.97	M0.5
LP 31-307	0.41	0.38	0.82	0.42	0.67	1.57	1.97	1.13	M4.0
LP 156-58	0.35	0.37	0.81	0.36	0.62	1.91	2.02	1.47	M4.5
LP 201-36	0.43	0.47	0.77	0.42	0.61	1.59	1.98	1.59	M3.5
LP 201-45	0.44	0.41	0.83	0.42	0.70	1.53	1.99	0.96	M3.5
LP 595-21	0.41	0.41	0.80	0.40	0.68	1.60	1.96	1.12	M4.0
LP 595-22	0.50	0.47	0.81	0.47	0.75	1.38	1.94	0.98	M3.0
LP 595-23	0.70	0.68	0.84	0.65	0.82	1.15	1.96	0.97	M0.5
LP 201-54	0.42	0.43	0.86	0.41	0.74	1.55	1.98	0.96	M3.5
G 83-19	0.44	0.44	0.86	0.44	0.70	1.43	1.97	0.95	M3.5
LP 476-6	0.47	0.46	0.79	0.44	0.67	1.46	1.99	1.25	M3.5
LP 118-3	0.60	0.56	0.83	0.53	0.80	1.28	1.95	0.97	M1.5
LP 359-216	0.63	0.58	0.82	0.55	0.79	1.26	1.94	1.03	M1.5
G 86-30	0.43	0.47	0.88	0.46	0.74	1.55	1.95	0.94	M3.5
G 85-62	0.42	0.45	0.86	0.44	0.75	1.48	1.95	0.95	M3.5
G 86-37	0.44	0.49	0.83	0.49	0.75	1.45	1.92	1.02	M3.5
LP 15-187	0.59	0.50	0.84	0.51	0.75	1.26	1.97	0.96	M2.0
G 86-45	0.45	0.45	0.77	0.45	0.69	1.39	1.96	0.97	M3.5
G 100-16	0.49	0.47	0.83	0.43	0.71	1.53	1.95	1.35	M3.0
G 100-24	0.51	0.53	0.82	0.53	0.77	1.30	1.92	0.96	M2.5
G 98-19	0.47	0.51	0.85	0.46	0.74	1.40	1.94	0.96	M3.5
LP 418-11	0.49	0.54	0.84	0.49	0.78	1.38	1.92	0.97	M3.0
G 100-38	0.43	0.45	0.79	0.43	0.73	1.45	1.93	0.97	M3.5
LP 361-6	0.41	0.40	0.74	0.39	0.68	1.60	1.90	1.22	M4.0
G 100-45	0.44	0.47	0.79	0.44	0.74	1.43	1.95	0.97	M3.5
G 100-49	0.40	0.42	0.78	0.46	0.72	1.48	1.85	0.94	M4.0
G 100-50	0.34	0.33	0.84	0.36	0.67	1.79	2.03	1.01	M4.5
G 100-57	0.54	0.51	0.84	0.50	0.78	1.37	1.94	0.97	M2.5
LP 419-2	0.55	0.55	0.84	0.50	0.78	1.33	1.92	0.95	M2.5
G 98-52	0.45	0.40	0.88	0.38	0.69	1.63	1.98	1.22	M3.5
G 105-19	0.39	0.38	0.84	0.41	0.70	1.56	1.97	0.93	M4.0
LP 204-52	0.55	0.45	0.83	0.48	0.73	1.30	1.98	0.94	M2.5
LP 719-37	0.39	...	...	0.43	0.64	1.64	1.98	1.15	M4.5
LP 719-38	0.38	...	...	0.42	0.66	1.55	1.93	1.20	M4.5
G 103-29	0.40	0.46	0.84	0.43	0.75	1.52	1.94	0.96	M4.0
LP 600-8	0.38	0.41	0.80	0.38	0.63	1.63	2.00	1.28	M4.5
LP 420-6	0.56	0.55	0.80	0.50	0.76	1.26	1.93	0.98	M2.5

Table 4—Continued

name	TiO5	CaOH	CaH1	CaH2	CaH3	TiO-a	VO-a	H $\alpha$	Sp. Type
LP 362-257	0.46	0.48	0.85	0.44	0.74	1.44	1.95	0.95	M3.5
G 106-45	0.39	0.41	0.77	0.39	0.67	1.55	1.94	1.09	M4.5
LP 363-1	0.68	0.67	0.89	0.64	0.84	1.16	1.93	0.95	M1.0
G 108-4	0.44	...	0.86	0.43	0.71	1.60	1.99	1.46	M3.5
G 108-13	0.48	0.44	0.85	0.48	0.73	1.46	1.96	0.94	M3.5
LP 420-4	0.54	0.51	0.80	0.49	0.75	1.28	1.95	0.97	M2.5
LP 363-7	0.44	0.49	0.84	0.45	0.74	1.44	1.96	0.96	M3.5
G 108-17	0.49	0.43	0.83	0.46	0.71	1.39	1.96	0.94	M3.0
W 288	0.47	0.46	0.79	0.44	0.73	1.41	1.95	0.98	M3.5
G 110-14	0.37	0.41	0.84	0.39	0.70	1.60	1.95	0.97	M4.5
LP 421-7	0.43	0.49	0.84	0.44	0.74	1.47	1.94	0.97	M3.5
LP 661-12	0.41	0.42	0.90	0.44	0.74	1.51	1.96	0.91	M4.0
LP 661-13	0.46	0.44	0.84	0.46	0.70	1.46	1.96	1.22	M3.5
LP 661-17	0.51	0.45	0.84	0.51	0.74	1.35	1.95	0.94	M2.5
LP 721-16	0.54	0.56	0.86	0.56	0.76	1.27	1.97	0.94	M2.5
LP 721-17	0.42	0.46	0.83	0.47	0.76	1.44	1.97	0.97	M3.5
GJ 2060	0.69	...	0.88	0.61	0.80	1.19	1.99	1.16	M0.5
BD-29:5220	0.92	...	...	0.92	0.95	1.03	1.96	0.92	K7
R 396	0.95	0.93	0.97	0.96	0.98	1.01	1.97	0.91	K5
LP 605-37	0.49	...	...	0.46	0.72	1.42	1.98	0.95	M3.0
LP 668-73	0.60	...	...	0.58	0.81	1.21	1.98	0.97	M1.5
G 148-48	0.30	0.29	0.76	0.33	0.61	1.97	2.02	1.34	M5.0
LP 39-246	1.02	...	1.00	0.94	0.98	0.99	2.01	0.96	K5
LP 39-249	0.86	...	0.93	0.76	0.91	1.07	1.98	0.96	K7
LP 7-234	0.97	...	0.96	0.86	0.94	1.00	2.05	0.97	K5
Grw+77:4810	0.78	0.75	0.88	0.73	0.86	1.09	1.94	0.97	M0.5
BD+19:2776	0.96	...	...	0.98	1.00	1.01	1.99	0.86	K5
LP 97-817	0.39	0.25	0.73	0.33	0.60	1.84	2.00	1.29	sdM5
LP 41-258	0.51	0.47	0.80	0.46	0.73	1.35	1.96	0.92	M2.5
LP 98-251	0.87	...	0.90	0.73	0.88	1.07	2.00	0.96	K7
LP 8-292	0.65	0.63	0.84	0.59	0.82	1.19	1.94	0.97	M1.5
LP 745-78	0.88	...	...	0.87	0.93	1.03	2.00	0.93	K7
LP 919-11	0.86	...	...	0.81	0.90	1.05	1.97	0.95	K7
L 556-21	0.82	...	...	0.79	0.91	1.04	1.97	0.92	M0.5
LP 919-16	0.74	...	...	0.75	0.88	1.10	1.99	0.97	M0.5
LP 101-372	0.25	0.18	0.79	0.28	0.59	2.12	2.02	0.94	M5.5
T 9	0.77	...	...	0.73	0.86	1.09	1.96	0.97	M0.5
LP 920-11	0.48	...	...	0.49	0.75	1.36	1.97	0.95	M3.5
LP 920-54	0.93	...	...	0.96	0.96	1.02	1.98	0.90	K7
LP 864-14	0.45	...	...	0.44	0.70	1.40	1.99	0.94	M3.5
LP 807-18	0.46	...	...	0.49	0.79	1.37	1.96	0.96	M3.5
LP 864-16	0.44	0.49	0.92	0.50	0.79	1.40	1.94	0.92	M3.5
T 33B	0.48	...	...	0.45	0.70	1.29	1.98	1.06	M3.5
LP 920-61	0.51	...	...	0.45	0.70	1.41	1.95	1.09	M2.5
LP 864-20	0.52	...	...	0.51	0.75	1.30	1.97	0.95	M2.5
LP 920-23	0.60	...	...	0.55	0.76	1.19	1.97	0.99	M1.5

Table 4—Continued

name	TiO5	CaOH	CaH1	CaH2	CaH3	TiO-a	VO-a	H $\alpha$	Sp. Type
LP 44-47	0.70	0.68	0.86	0.68	0.84	1.15	1.93	0.97	M0.5
G 154-16	0.48	...	...	0.51	0.78	1.37	1.94	0.90	M3.5
LP 921-20	0.39	...	...	0.44	0.74	1.54	1.95	0.93	M4.0
LP 809-17	0.55	0.53	0.83	0.52	0.76	1.25	1.94	0.99	M2.5
Grw+72:7790	0.89	0.80	0.92	0.80	0.91	1.04	1.95	0.96	K7
BD-25:13135	0.80	...	...	0.79	0.89	1.08	1.97	0.97	M0.5
LP 24-256	0.42	0.38	0.82	0.39	0.65	1.63	1.98	1.32	M3.5
G 184-25	0.41	...	...	0.44	0.75	1.43	1.99	0.92	M4.0
LP 335-35	0.96	0.95	0.99	0.94	0.97	1.00	1.97	0.91	K5
LP 452-6	0.95	...	...	0.87	0.93	1.01	1.98	0.96	K5
LP 812-199	0.82	...	...	0.79	0.88	1.08	1.95	0.91	M0.5
BD+40:3796	0.78	0.78	0.91	0.68	0.83	1.09	1.94	0.99	M0.5
L 1573-24	0.81	0.77	0.89	0.77	0.90	1.07	1.95	0.95	M0.5
G 210-11	0.60	0.58	0.82	0.54	0.77	1.23	1.94	0.95	M1.5
LP 514-18	1.00	...	...	1.00	1.00	0.99	1.99	0.83	K5
R 756	0.81	...	...	0.72	0.87	1.06	1.99	0.99	M0.5
LP 339-3	0.68	0.62	0.83	0.58	0.79	1.16	1.96	0.97	M1.0
W 882	0.45	...	...	0.44	0.74	1.40	1.98	0.93	M3.5
L 568-50	0.71	...	...	0.66	0.85	1.14	1.98	0.98	M0.5
LP 340-455	0.50	0.45	0.79	0.44	0.69	1.34	1.99	0.98	M3.0
LP 285-9	0.68	0.68	0.85	0.61	0.82	1.16	1.96	0.99	M1.0
LP 285-11	0.45	0.48	0.86	0.45	0.72	1.43	1.97	0.97	M3.5
LP 234-2214	0.81	0.81	0.90	0.75	0.88	1.07	1.96	0.95	M0.5
LP 286-7	0.98	0.96	1.00	0.94	0.95	1.00	1.97	0.95	K5
L51725	0.63	0.65	0.86	0.58	0.80	1.19	1.97	0.95	M1.5
G 93-67	0.40	0.44	0.85	0.41	0.73	1.54	1.94	0.94	M4.0
LP 875-68	0.80	...	...	0.73	0.86	1.09	1.99	1.08	M0.5
LP 520-66	0.57	0.58	0.85	0.53	0.78	1.27	1.94	0.94	M2.5
LP 109-57	0.58	0.49	0.76	0.46	0.70	1.23	1.97	0.99	sdM3
LP 702-2	0.70	0.67	0.85	0.64	0.83	1.14	1.95	0.95	M0.5
LP 346-8	0.40	0.39	0.86	0.39	0.69	1.53	1.99	0.93	M4.0
G 233-55	0.57	0.54	0.85	0.49	0.74	1.29	1.96	1.01	M2.5
BD+44:4419B	0.37	0.51	1.01	0.51	0.87	1.83	1.90	0.91	M4.5
G 273-144	0.57	0.53	0.77	0.52	0.76	1.26	1.96	0.98	M2.5
LP 763-45	0.42	0.41	0.85	0.41	0.69	1.50	1.99	0.93	M3.5
LP 464-36	0.49	0.45	0.85	0.48	0.75	1.39	1.96	0.94	M3.0

Table 5. Astrometry and photometry of spectroscopic targets

name	$\alpha$ (2000)	$\delta$	$m_r$	J	H	$K_S$	$M_J$	d (pc.)
NLTT1								
LP 348-40**	0:11:53.0	22:59:04	12.0	8.845	8.307	8.002	7.71	16.9±2.8
G 171-59	0:26:51.8	42:50:02	13.3	9.402	8.670	8.457	6.74	34.1±5.4
G 171-61	0:32:00.1	43:56:37	13.3	9.664	9.170	8.870	6.58	41.4±6.5
G 132-4**	0:33:20.4	36:50:25	12.2	8.780	8.083	7.858	7.32	29.6±3.1
LP 765-74	0:37:36.3	15:11:52	12.3	9.087	8.432	8.236	6.75	29.3±4.6
G 172-22	0:46:29.9	50:38:39	13.6	9.968	9.329	9.082	7.54	30.6±4.8
G 69-32	0:54:48.0	27:31:03	14.1	10.325	9.734	9.444	8.34	24.9±4.5
G 132-42	0:55:41.5	35:33:40	14.2	10.368	9.741	9.458	7.86	31.7±5.3
G 172-41	1:08:39.2	45:02:34	14.3	10.426	9.794	9.588	7.10	46.2±7.3
LP 351-6	1:14:49.3	25:19:00	11.8	8.772	8.154	7.920	6.75	25.4±4.0
LP 243-36	1:37:48.5	38:23:31	14.4	10.563	9.939	9.650	8.34	27.9±4.3
LP 828-75	1:51:47.8	-23:05:34	18.0	13.341	12.699	12.328	9.50	58.6±6.9
G 173-37**	2:07:03.8	49:38:44	11.8	8.375	7.784	7.544	7.44	15.4±2.4
G 35-32**	2:11:40.9	18:33:37	12.2	8.659	8.054	7.859	7.43	17.6±2.8
LP 409-52*	2:13:00.7	18:03:46	14.1	10.356	9.818	9.527	8.77	20.7±3.9
G 74-12	2:17:25.0	33:23:26	13.9	9.761	9.177	8.934	7.49	28.5±4.5
G 35-39*	2:18:35.9	20:47:50	11.9	8.840	8.338	8.025	7.06	22.7±3.5
LP 353-78	2:30:08.4	25:37:19	11.4	8.441	7.812	7.683	5.70	35.4±5.5
LP 298-53	2:34:00.4	28:19:29	13.3	9.552	8.923	8.751	6.67	37.7±5.9
G 36-39	2:52:32.9	25:04:50	14.4	10.517	9.993	9.680	8.12	30.2±5.4
G 134-56	2:56:27.5	39:17:22	13.0	9.368	8.669	8.545	5.65	55.3±8.6
G 134-68	3:04:32.1	43:18:26	14.1	10.123	9.551	9.283	7.96	27.1±4.8
LP 837- 37	3:06:01.7	-26:47:44	18.3	12.660	12.078	11.660	10.15	31.8±3.3
G 78-15	3:06:40.6	44:57:13	13.8	10.008	9.403	9.166	6.57	46.6±7.3
LP 355-27*	3:07:46.8	24:57:55	14.0	10.131	9.570	9.259	8.44	21.8±3.8
LP 247-13	3:15:37.8	37:24:14	12.5	9.314	8.645	8.417	7.29	25.4±4.0
W 140 *	3:18:06.9	42:40:09	13.8	9.278	8.645	8.388	7.76	20.1±3.4
W 142	3:18:14.8	42:48:44	14.2	10.317	9.643	9.405	7.20	42.0±6.6
LP 31-103	3:22:10.6	72:34:14	14.1	10.034	9.335	9.114	6.27	56.6±8.8
LP 413-24	3:39:07.1	20:25:26	14.3	10.574	9.983	9.712	8.13	30.9±5.1
W 1269	3:45:01.3	22:15:21	13.5	9.854	9.243	8.988	6.62	44.4±6.9
G 38-22	4:00:54.5	33:57:18	12.3	9.106	8.436	8.242	6.52	32.9±5.1
LP 301-25	4:05:05.0	30:16:30	14.2	10.250	9.743	9.475	8.26	25.0±4.4
LP 833-45	4:09:03.9	-23:31:03	18.2	13.052	12.395	12.032	9.10	61.7±7.5
G 7-25	4:11:33.5	19:39:45	14.4	10.513	9.900	9.696	6.95	51.6±8.1
LP 31-339	4:22:28.3	74:01:27	13.3	8.868	8.215	7.986	6.42	30.9±4.7
G 8-31 **	4:22:59.2	25:59:14	13.3	9.635	9.041	8.770	8.41	17.6±3.2
LP 15-272	4:27:28.7	76:09:39	14.3	10.566	9.885	9.659	7.02	51.1±8.0
G 8-47	4:38:25.9	15:53:15	14.4	10.594	9.989	9.739	8.32	28.5±4.0
G 8-48	4:38:53.5	21:47:54	13.2	9.557	9.011	8.688	7.47	26.2±4.1
LP 415-1896	4:42:23.3	20:46:34	11.5	8.556	7.894	7.674	6.66	24.0±3.7
LP 776-25**	4:52:24.4	16:49:21	11.2	7.761	7.134	6.877	7.34	12.1±1.8
LP 717-36**	5:25:41.6	-9:09:12	12.1	8.429	7.858	7.586	7.52	15.2±2.2
LP 15-164	5:26:55.9	79:51:25	14.4	10.618	9.968	9.810	6.19	77.0±12.0
LP 718- 5*	5:35:21.3	-9:00:07	17.5	11.851	11.201	10.814	10.44	19.2±2.0

Table 5—Continued

name	$\alpha$ (2000)	$\delta$	$m_r$	J	H	$K_S$	$M_J$	d (pc.)
LP 658-106	5:37:23.3	-08:16:05	18.2	12.305	11.675	11.304	10.44	23.6±2.5
LP 33-218	5:46:37.6	72:33:36	14.0	9.690	9.058	8.806	6.40	45.6±7.1
LP 15-235	5:51:57.3	76:40:06	14.0	9.931	9.355	9.074	7.01	38.5±6.1
G 101-18	6:08:48.1	42:57:18	13.6	9.862	9.253	9.031	7.13	35.2±5.6
LP 15-236	6:10:42.9	79:41:40	13.8	10.023	9.415	9.190	7.45	32.7±5.1
G 101-32	6:18:03.9	43:57:07	13.9	9.990	9.437	9.171	7.82	27.1±4.5
G 103-41**	6:34:33.4	31:30:08	13.7	8.681	8.130	7.890	7.47	17.5±2.8
G 103-43	6:35:54.0	30:35:40	14.2	10.126	9.572	9.313	7.08	40.6±6.4
G 107-20	6:47:46.7	46:58:15	13.4	9.141	8.522	8.264	7.25	23.9±3.8
G 103-66	6:50:25.0	26:33:43	13.8	10.023	9.385	9.149	7.33	34.6±5.5
G 109-29	6:52:30.1	24:11:18	14.2	10.396	9.822	9.559	7.46	38.6±6.1
LP 34-110	6:53:24.1	72:55:15	12.3	8.943	8.252	8.055	6.12	36.6±5.7
G 88-2 *	6:59:28.8	19:30:34	13.4	8.926	8.317	8.087	7.36	20.5±3.2
LP 16-379**	7:03:29.8	76:46:26	13.2	8.828	8.222	8.006	7.44	18.9±3.0
LP 34-143	7:06:54.5	72:18:31	14.0	10.048	9.461	9.155	7.97	26.1±4.6
G 109-51	7:13:22.1	23:03:58	13.5	9.668	8.984	8.768	7.82	23.5±3.9
LP 162-1	7:17:08.9	45:45:54	14.1	10.419	9.768	9.468	7.84	32.7±5.4
BD+20:1790	7:23:43.5	20:24:58	11.1	7.657	7.038	6.892	5.60	25.8±4.0
G 88-33*	7:31:38.4	16:44:03	14.2	10.125	9.481	9.195	8.33	22.8±4.1
G 88-37*	7:32:30.9	24:53:40	12.2	8.982	8.335	8.159	7.26	22.1±3.5
LP 17-66*	7:35:58.1	78:32:52	13.6	9.217	8.663	8.379	7.55	21.6±3.4
G 88-49	7:44:03.2	23:24:35	14.3	10.313	9.635	9.460	6.81	510.2±7.8
G 111-56**	8:06:55.3	42:17:33	13.6	9.727	9.147	8.865	8.44	18.1±3.2
W 1469	8:10:54.3	25:01:22	14.0	9.554	8.951	8.761	7.20	29.5±4.6
LP 35-257	8:36:09.2	69:51:10	14.3	10.520	9.890	9.741	7.48	40.5±6.4
LP 321-16	8:39:25.2	29:53:17	14.0	10.308	9.731	9.481	7.73	32.8±5.5
G 40-36**	8:44:45.3	18:13:07	13.5	8.941	8.319	8.087	8.53	12.1±2.1
LP 726-11*	8:48:36.4	13:53:08	12.7	8.753	8.123	7.924	7.03	22.1±3.2
LP 726-12*	8:48:36.9	13:53:08	13.6	9.590	8.944	8.686	7.94	21.4±3.4
G 41-13	8:58:52.3	21:04:34	13.8	10.038	9.440	9.192	7.28	35.6±6.5
BD+25 2037	9:05:18.5	25:17:53	11.2	8.100	7.435	7.301	5.58	31.9±6.3
G 115-72*	9:22:51.6	46:47:00	11.3	8.502	7.914	7.675	6.74	22.5±4.1
Wolf 346	10:08:42.1	35:32:48	13.0	9.158	8.599	8.334	6.81	29.5±4.3
G 235-35	10:19:09.0	66:29:34	14.2	10.238	9.663	9.420	7.20	40.5±5.9
LP 212-62**	10:23:51.8	43:53:33	14.1	10.088	9.497	9.140	8.61	19.8±3.3
LP 92-180	10:32:26.2	60:12:09	13.0	9.019	8.392	8.172	6.56	31.0±4.5
LP 127-502**	10:36:48.1	50:55:04	13.8	9.878	9.302	9.015	8.38	19.9±3.4
LP 491-51**	11:03:21.3	13:37:57	12.2	8.731	8.138	7.860	7.89	14.7±2.4
LP 170-65*	12:09:06.5	47:36:05	14.3	10.229	9.683	9.383	8.47	22.5±3.8
LP 320-626**	12:19:05.9	31:50:43	12.1	8.301	7.628	7.385	7.21	16.5±2.4
LP 64-185*	12:21:47.5	68:16:03	12.9	8.811	8.228	8.029	6.97	23.3±3.4
G 199-16	12:29:09.5	62:39:38	14.2	10.337 <sup>1</sup>	9.775	9.315	7.22	42.0±6.1
G 199-28	12:34:07.6	50:37:07	13.1	9.594	8.943	8.711	7.25	29.4±4.3
G 123-45**	12:36:28.6	35:12:01	13.5	9.253	8.545	8.311	8.29	15.6±2.6
LP 20-391	12:41:21.9	75:57:38	14.1	10.320	9.624	9.479	5.95	74.8±10.8
Grw+77:4616	12:55:52.2	77:25:36	12.7	9.299	8.668	8.506	5.58	55.4±8.0

Table 5—Continued

name	$\alpha$ (2000)	$\delta$	$m_r$	J	H	$K_S$	$M_J$	d (pc.)
G 199-57	13:08:17.0	59:22:48	14.3	10.490	9.942	9.727	7.14	46.8±6.8
R 493	13:48:35.0	56:20:08	11.9	8.610	7.963	7.748	6.34	28.4±4.1
LP 323-276	13:44:04.9	30:04:08	14.2	10.326	9.807	9.449	7.55	35.9±5.2
LP 21-194	13:44:08.4	77:14:14	14.4	10.266	9.636	9.453	5.89	75.0±10.9
BD+51:1878	13:53:59.3	50:34:52	11.2	7.852	7.215	7.074	5.51	29.4±4.3
G 177-63	13:52:33.1	46:33:33	13.9	10.179	9.557	9.245	7.56	33.4±4.8
G 165-58*	14:15:56.3	36:16:36	12.5	8.932	8.357	8.131	7.39	20.3±2.9
G 224-13**	14:33:06.3	61:00:44	11.7	8.157	7.641	7.353	6.78	18.9±2.7
LP 325-34	14:50:11.1	32:18:17	12.4	9.182	8.524	8.272	7.30	23.8±3.4
LP 326-38**	14:51:10.4	31:06:40	12.2	8.423	7.856	7.574	7.85	13.0±2.1
LP 41-431*	15:03:02.4	70:26:07	12.6	8.937	8.290	8.072	7.19	22.4±3.2
LP 272-42	15:09:06.8	32:54:44	14.0	10.184	9.583	9.284	7.77	30.4±5.0
LP 272-63	15:15:07.0	33:18:03	12.6	9.179	8.629	8.357	7.04	26.6±4.2
LP 177-278	16:04:52.5	48:27:41	13.8	9.674	9.078	8.788	7.75	24.2±4.0
LP 274-65	16:04:55.7	33:28:21	13.7	9.672	9.073	8.795	7.12	32.3±5.1
G 168-25	16:12:02.6	31:58:47	14.3	10.249	9.685	9.402	7.84	30.3±5.0
LP 100-134	16:14:53.0	60:38:27	13.9	9.849	9.357	9.046	7.76	26.2±4.4
G 181-32	17:15:28.0	30:52:22	14.4	9.447	8.877	8.609	7.10	29.5±4.6
LP 230-29	19:07:12.6	44:16:07	14.4	10.471	9.880	9.576	8.50	24.8±4.3
W 1110	19:44:35.1	52:51:30	13.5	9.610	9.028	8.784	6.87	35.3±5.5
LP 287-15	21:58:24.3	36:42:14	14.1	10.382	9.756	9.506	7.77	33.3±5.5
R 268**	22:06:22.5	17:22:20	13.4	8.937	8.355	8.072	7.80	16.9±2.8
G 127-42	22:38:44.2	25:13:30	14.0	9.783	9.184	8.920	7.43	29.6±4.7
G 156-37B*	22:41:13.4	10:44:51	13.8	9.929	9.399	9.027	8.39	20.3±3.6
G 156-37A**	22:41:13.8	10:44:47	11.9	8.820	8.186	7.892	7.37	19.5±3.1
LP 461-11*	22:47:38.8	18:26:36	12.5	9.167	8.521	8.235	7.41	22.5±3.5
G 68-46**	23:51:22.2	23:44:20	13.3	9.672	9.081	8.816	8.33	18.6±3.2
NLTT2								
LP 644-94*	0:09:13.5	-4:08:02	12.0	8.600	7.943	7.706	6.74	23.5±3.6
LP 880-803	0:16:20.1	-31:27:39	13.3	9.535	8.915	8.684	6.96	32.8±5.0
LP 292-63	0:17:57.9	30:28:10	16.4	11.666	10.988	10.651	9.52	26.8±2.3
LP 86-82	0:21:54.9	-68:31:25	11.6	8.246	7.570	7.348	6.13	26.5±4.0
LP 881-50	0:22:33.9	-31:10:24	14.5	10.656	10.028	9.741	7.05	52.6±8.0
LP 881-102	0:28:07.9	-26:52:28	15.5	10.636	9.986	9.791	7.06	52.0±7.9
LP 50-78*	0:31:04.1	-72:01:06	13.3	9.373	8.737	8.445	7.59	22.7±3.5
G 172-10	0:35:25.6	44:07:19	14.4	10.107	9.415	9.164	7.47	33.6±5.1
LP 881-239	0:37:35.8	-27:08:30	14.2	10.040	9.466	9.176	7.53	31.7±4.9
LP 825-628	0:39:36.6	-30:11:26	14.8	11.022	10.430	10.155	6.82	69.2±10.6
LP 881-272	0:39:56.0	-30:32:45	14.4	10.619	10.078	9.754	7.82	36.2±5.5
LP 466-140	0:56:51.0	15:36:58	15.1	10.927	10.355	10.031	7.43	50.1±7.6
LP 466-156	0:59:16.3	13:51:35	15.3	11.255	10.707	10.441	7.78	49.6±7.5
LP 586-73	1:00:22.3	-1:24:04	14.4	10.339	9.713	9.494	6.92	48.2±7.4
LP 466-236	1:06:39.2	14:48:46	13.9	9.684	9.052	8.799	6.64	40.5±6.2
LP 827-167	1:23:31.8	-23:45:41	15.4	11.206	10.707	10.327	9.48	22.2±1.9
LP 883-542	1:29:40.0	-26:30:05	14.1	10.288	9.662	9.400	7.01	45.3±6.9
LP 883-432	1:30:41.4	-28:12:32	14.5	10.596	10.016	9.775	7.51	41.5±6.5



Table 5—Continued

name	$\alpha$ (2000)	$\delta$	$m_r$	J	H	$K_S$	$M_J$	d (pc.)
LP 768-199	1:37:51.2	-14:43:15	14.7	10.219	9.624	9.415	7.02	43.6±6.7
LP 828-89*	1:53:11.3	-21:05:43	11.7	8.078	7.423	7.142	6.42	21.5±3.3
LP 768-670**	1:54:08.0	-15:36:21	15.6	9.770	9.232	8.861	8.39	18.9±3.2
LP 768-702	1:55:32.2	-15:31:21	11.6	8.816	8.178	7.915	6.11	34.8±5.3
LP 13-529	2:01:03.1	76:39:17	14.8	10.926	10.339	10.095	7.39	51.1±7.2
G 173-44*	2:12:32.2	50:06:22	14.4	9.596	9.019	8.778	7.96	21.3±3.8
LP 650-215*	2:20:22.4	-8:08:24	15.3	10.901	10.357	10.054	9.23	21.6±1.9
LP 353-75*	2:24:56.8	25:33:33	14.2	9.145	8.538	8.276	7.35	22.9±3.6
LP 650-158	2:31:33.3	-3:56:22	13.4	8.935	8.297	8.076	6.74	27.5±4.2
LP 941-160	2:32:46.1	-34:21:39	15.3	10.878	10.284	10.004	8.37	31.7±5.3
G 36-26**	2:36:44.1	22:40:26	14.7	10.054	9.488	9.181	9.52	12.8±1.1
LP 650-323**	2:37:46.2	-7:05:48	15.3	10.624	10.083	9.792	9.28	18.6±1.6
LP 650-337	2:39:03.6	-3:52:58	14.3	10.308	9.684	9.484	6.42	59.8±9.2
LP 354-164	2:40:11.5	24:51:03	13.8	10.186	9.578	9.302	7.24	38.9±6.1
LP 650-366	2:40:17.9	-5:17:41	15.3	11.198	10.556	10.294	7.57	53.2±7.9
LP 650-407	2:42:34.6	-5:58:41	15.4	10.893	10.243	9.988	7.32	51.9±7.9
LP 771-21**	2:48:41.0	-16:51:21	18.2	12.557	11.856	11.409	11.17	19.1±2.0
LP 154-66	2:56:46.0	46:48:43	14.6	10.817	10.207	9.964	6.64	68.4±10.5
G 95-2	3:02:24.0	41:32:48	14.6	10.864	10.227	9.965	7.46	47.9±7.3
LP 591-248	3:02:30.2	-1:47:54	18.2	12.263	11.739	11.341	9.78	31.4±2.6
LP 887-84	3:12:17.9	-27:27:12	13.6	9.420	8.817	8.589	6.89	32.1±4.9
LP 198-310	3:14:38.3	43:11:04	14.9	10.371	9.762	9.472	7.45	38.3±5.9
LP 198-596	3:17:00.7	40:21:24	14.5	10.574	9.989	9.691	7.57	39.9±5.8
LP 652-192	3:16:21.1	-3:44:38	13.8	10.099	9.455	9.220	7.06	40.6±6.2
LP 831-68**	3:16:47.8	-21:25:26	11.3	7.608	6.960	6.701	6.67	15.4±2.4
LP 652-237	3:18:08.1	-3:21:28	14.8	10.796	10.218	9.951	6.95	58.9±9.0
LP 198-637*	3:20:45.2	39:43:32	12.2	8.091	7.441	7.224	6.46	21.2±3.3
LP 652-310	3:21:05.6	-5:26:35	15.4	11.027	10.493	10.213	9.18	23.4±2.1
LP 356-88	3:28:03.7	26:31:01	13.7	10.079	9.490	9.239	6.89	43.4±6.8
LP 773-52	3:53:04.8	-20:02:56	15.9	11.152	10.555	10.338	7.49	54.1±8.0
LP 248-7	3:56:46.6	36:24:41	16.3	10.960	10.368	10.079	8.16	36.3±5.8
LP 655-23*	4:30:52.0	-8:49:19	14.0	9.857	9.276	9.016	8.26	20.8±3.5
LP 476-37	4:47:35.7	14:36:27	18.8	12.703	12.146	11.716	10.44	27.3±3.0
LP 15-146	5:15:30.3	78:55:52	14.4	10.482	9.748	9.513	6.64	58.6±9.2
LP 658-71**	5:54:05.1	-2:48:21	15.6	10.750	10.138	9.795	9.34	19.2±1.6
LP 16-166	6:16:14.2	77:22:55	14.5	9.822	9.179	8.963	6.72	41.7±6.4
LP 4-346	6:18:06.4	80:45:51	15.5	11.167	10.557	10.299	7.61	50.5±8.5
LP 4-203	6:18:44.3	83:25:33	14.4	10.547	10.027	9.750	7.68	37.4±5.9
LP 16-197	6:23:57.9	77:58:19	18.1	12.301	11.694	11.354	9.64	34.0±2.9
LP 204-70	6:21:09.2	43:23:23	14.9	9.946	9.284	9.062	7.15	36.3±5.5
LP 720-10	6:23:38.5	-9:38:51	17.9	9.806	9.298	8.959	7.54	28.4±4.3
LP 780-32**	6:39:37.4	-21:01:33	12.2	8.487	7.921	7.651	8.21	11.4±1.9
L 453-31**	6:39:41.1	-36:59:02	11.3	8.308	7.644	7.416	7.04	18.0±2.7
L 453-49	6:44:32.4	-38:31:58	13.7	10.077	9.474	9.216	7.53	32.3±4.9
G 109-30	6:54:21.0	24:13:26	14.8	10.675	10.107	9.835	7.32	47.0±7.2
LP 58-190	7:29:14.2	68:16:51	15.1	11.115	10.505	10.261	8.31	36.4±6.1

Table 5—Continued

name	$\alpha$ (2000)	$\delta$	$m_r$	J	H	$K_S$	$M_J$	d (pc.)
LP 17-44	7:29:18.6	75:54:03	17.8	12.030	11.467	11.130	9.91	26.5±2.2
G 111-5	7:29:48.2	41:13:17	14.3	10.532	9.963	9.734	8.18	29.6±5.2
L 528-16**	7:38:09.7	-31:12:19	12.3	8.197	7.571	7.305	7.14	16.3±2.5
LP 17-75	7:47:05.8	76:03:27	14.2	9.967	9.388	9.113	7.82	26.8±4.5
LP 783-21	7:53:37.4	-18:57:57	13.5	9.743	9.263	8.979	7.51	27.9±4.3
LP 163-51	7:59:25.1	48:54:19	14.4	10.348	9.779	9.508	7.53	36.7±5.8
LP 17-228	8:09:02.8	75:37:15	14.3	10.254	9.667	9.430	7.52	35.2±5.6
G 111-60*	8:11:15.3	36:07:07	14.4	9.886	9.332	9.054	8.33	20.4±3.6
LP 899-1	8:13:28.6	-32:27:30	13.0	9.090	8.451	8.204	6.98	26.4±4.0
LP 843-16**	8:14:22.6	-25:42:18	11.8	8.094	7.455	7.198	6.87	17.6±2.7
LP 843-18	8:19:42.5	-23:48:44	13.5	9.973	9.368	9.087	7.51	31.1±4.7
G 9-24	8:49:47.1	13:07:05	16.6	11.617	10.950	10.738	8.24	47.4±8.0
LP 368-99	8:52:44.8	22:30:56	14.3	9.901	9.394	9.156	7.52	30.0 ± 4.8
LP 368-98	8:52:44.7	22:30:52	13.9	10.040	9.431	9.162	7.50	32.2±4.9
LP 187-21	8:52:56.2	-56:26:42	13.8	10.061	9.407	9.172	7.23	36.8±5.8
LP 486-55	8:54:46.4	12:30:20	11.4	8.404	7.755	7.516	5.82	32.8±5.0
G 161-19	9:23:24.9	-5:02:56	14.0	9.923	9.308	9.065	7.28	33.8±5.2
G 161-20	9:23:25.7	-5:03:00	14.3	10.003	9.398	9.161	7.25	35.5±5.4
LP 36-276**	9:45:08.6	71:44:51	16.0	10.660	10.086	9.771	9.81	14.8±1.2
G 116-50	9:45:50.9	35:21:53	14.1	10.352	9.736	9.497	8.05	29.0±5.6
LP 261-109	9:55:06.6	34:20:40	15.4	11.340	10.753	10.481	8.33	40.0±6.7
LP 37-57**	10:02:05.8	69:45:29	14.5	9.777	9.188	8.892	8.38	19.0±3.2
LP 261-165	10:02:49.1	36:42:29	16.2	11.339	10.725	10.465	8.27	41.0±6.9
Wolf 341	10:03:01.9	34:33:00	14.0	10.203	9.592	9.296	7.88	29.1±4.7
LP 669-19	10:04:26.3	-5:05:52	18.7	10.971	10.391	10.125	8.28	34.5±5.8
LP 92-171	10:31:32.0	60:03:35	14.8	10.569	10.064	9.699	7.57	39.8±6.2
LP 731-65	10:50:32.8	-13:26:13	15.0	11.119	10.525	10.221	8.42	34.7±5.8
LP 673-101	11:36:17.1	-5:26:49	12.7	9.311	8.640	8.450	5.93	47.5±7.2
LP 19-419	11:57:34.2	79:27:02	18.0	11.902	11.378	11.069	10.15	21.4±2.3
LP 851-399	11:57:53.5	-23:49:00	14.6	10.227	9.688	9.328	7.55	34.3±5.8
LP 851-410	11:58:19.8	-22:40:59	13.7	9.346	8.692	8.438	7.25	26.3±4.0
LP 20-178	12:03:36.3	79:07:00	18.6	12.266	11.659	11.341	10.15	25.3±2.8
LP 39-244	12:19:52.7	68:19:45	13.5	9.959	9.324	9.094	7.17	36.1±5.2
G 148-49	12:21:39.2	31:28:01	13.4	9.224	8.630	8.274	5.47	56.3±8.2
LP 64-520	12:21:56.6	62:18:23	16.8	11.729	11.102	10.787	8.67	40.9±5.4
G 148-59*	12:26:57.3	27:00:54	14.5	10.213	9.623	9.347	8.50	22.0±3.7
LP 64-283	12:33:46.1	65:00:04	14.5	10.733	10.153	9.908	8.40	29.3±4.9
LP 435-318	12:35:18.5	17:09:36	19.1	12.845	12.244	11.904	10.15	33.0±3.6
G 59-31	12:39:08.3	25:20:52	14.3	10.485	9.920	9.661	7.50	39.5±5.7
LP 95-333	12:44:12.8	59:06:09	13.6	9.610	8.953	8.747	6.51	41.7±6.0
LP 21-14	12:45:20.5	79:29:31	17.2	11.779	11.129	10.824	9.33	30.9±2.6
LP 321-167	12:52:29.6	26:54:26	12.8	9.237	8.605	8.384	6.16	41.3±6.3
G 168-51	13:11:31.8	36:56:36	14.0	10.158	9.534	9.298	7.05	41.8±6.1
LP 65-357**	13:14:23.9	66:22:32	16.7	11.427	10.818	10.459	9.99	19.4±1.6
LP 96-100	13:17:12.8	61:25:47	15.8	11.457	10.879	10.594	8.25	43.8±7.4
LP 132-165	13:21:42.8	54:15:41	15.8	11.169	10.608	10.339	8.35	36.6±6.2

Table 5—Continued

name	$\alpha$ (2000)	$\delta$	$m_r$	J	H	$K_S$	$M_J$	d (pc.)
LP 97-259	13:52:55.6	56:36:20	11.8	8.615	7.998	7.794	6.16	31.0±4.7
LP 133-172	13:53:10.9	55:28:32	15.0	10.414	9.766	9.536	8.41	25.1±4.2
Grw+69:560	14:06:14.9	69:18:42	13.4	8.773	8.120	7.922	6.90	23.7±3.6
LP 221-55	14:24:47.3	39:06:29	12.4	8.946	8.348	8.123	6.06	37.8±5.8
LP 41-203	14:31:28.1	72:45:20	13.2	9.482	8.927	8.694	7.21	28.5±4.3
Grw+67:463	14:43:51.2	66:44:33	12.7	8.908	8.227	8.029	6.19	34.9±5.3
G 224-20**	14:44:25.4	58:17:13	15.2	10.938	10.424	10.078	9.46	19.8±1.7
LP 135-222	15:17:55.7	55:53:27	14.6	10.824	10.279	9.963	8.35	31.2±5.3
LP 99-246	15:25:24.5	60:44:00	13.9	9.654	9.084	8.803	7.20	30.9±4.9
LP 135-315**	15:26:33.2	55:22:20	17.5	10.716	10.129	9.828	9.29	19.3±1.7
LP 177-23	15:41:05.4	45:49:13	14.7	10.393	9.897	9.632	7.53	37.4±5.7
LP 553-44**	16:01:56.5	-33:57:07	11.5	7.804	7.213	6.936	7.50	11.5±1.8
LP 917-25*	16:20:37.6	-30:39:40	12.5	8.561	8.016	7.793	6.85	22.0±3.4
LP 101-183	16:35:12.4	56:51:54	14.4	10.474	9.827	9.606	6.82	53.8±8.2
LP 862-197	16:38:31.8	-21:14:07	15.0	11.058	10.457	10.181	8.29	35.8±6.0
LP 331-57**	17:03:52.8	32:11:45	11.8	7.894	7.280	7.084	7.31	13.1±2.0
T4	17:15:37.6	-28:53:41	15.7	10.751	10.185	9.921	7.42	46.3±7.1
T5	17:17:11.4	-29:10:06	16.8	11.567	11.064	10.763	9.33	28.0±2.5
T17	17:24:36.2	-30:56:53	14.7	11.005	10.371	10.075	7.08	60.9±9.3
L 485-9	17:24:56.2	-35:28:37	14.5	10.065	9.517	9.212	6.53	50.9±7.8
L 485-8	17:25:00.3	-35:29:32	13.5	9.409	8.932	8.709	6.29	42.6±6.4
T 24	17:28:02.8	-31:11:40	15.6	11.297	10.594	10.392	7.42	59.5±9.1
G 154-10	17:43:39.9	-14:41:14	15.2	11.238	10.668	10.407	7.53	55.1±7.8
LP 102-243	17:45:48.0	58:53:19	15.1	10.792	10.184	9.900	8.48	28.9±4.9
LP 102-241**	17:46:11.8	60:24:22	14.8	9.996	9.403	9.100	8.56	19.3±3.3
LP 278-42**	17:51:35.6	37:49:34	15.7	10.445	9.852	9.469	9.57	14.9±1.3
L 559-120	17:56:32.8	-32:53:00	14.6	10.631	10.061	9.811	6.94	54.8±8.4
LHS 3339	17:55:33.4	58:24:26	17.1	11.799	11.227	10.852	8.91	37.8±4.6
LP 921-23	17:58:24.5	-31:40:54	14.8	10.818	10.192	9.916	7.44	47.4±7.4
LP 449-10**	18:06:48.6	17:20:47	14.7	9.501	8.935	8.649	8.32	17.2±2.9
LP 44-334**	18:40:02.4	72:40:54	16.5	10.996	10.389	9.996	10.44	12.5±1.4
G 184-28	18:48:47.1	16:27:38	14.5	10.640	10.125	9.878	7.53	42.0±6.1
G 184-31**	18:49:54.5	18:40:29	14.3	9.385	8.797	8.498	8.59	14.4±2.4
G 184-37	18:51:50.9	19:30:01	14.9	10.658	10.085	9.838	7.22	48.7±7.4
G 205-43	18:54:56.6	47:36:37	14.1	10.311	9.737	9.489	7.34	39.2±6.2
LP 336-10	18:58:25.2	29:23:25	12.2	9.068	8.388	8.188	6.43	33.8±5.9
G 205-57	19:10:14.4	46:57:26	14.2	9.603	9.001	8.709	7.29	29.1±4.4
LP 452-8	19:14:25.4	17:55:08	12.1	8.598	8.002	7.797	6.02	32.8±4.8
LP 392-13	19:17:29.2	23:05:21	15.4	11.223	10.666	10.436	6.93	72.2±11.0
LP 812-110	19:21:05.6	-20:17:02	14.6	10.292	9.707	9.429	7.42	37.5±5.4
G 185-16	19:20:27.6	27:43:03	14.2	10.205	9.592	9.338	8.29	24.1±4.1
LP 392-15	19:20:47.1	26:54:48	13.5	9.955	9.310	9.079	6.49	49.3±7.1
G 185-23**	19:26:01.6	24:26:17	14.4	9.624	9.010	8.702	8.45	17.1±2.9
G 125-15**	19:31:12.6	36:07:30	14.7	9.605	9.074	8.813	9.40	11.0±0.9
W 1109	19:36:20.4	51:48:50	14.1	10.107	9.504	9.275	7.12	39.7±6.0
LP 393-8	19:38:14.4	21:28:00	14.1	10.143	9.632	9.418	7.23	38.3±5.5

Table 5—Continued

name	$\alpha$ (2000)	$\delta$	$m_r$	J	H	$K_S$	$M_J$	d (pc.)
G 152-22	19:38:33.2	32:30:17	14.5	10.656	9.947	9.695	7.27	47.6±7.3
G 125-23**	19:38:43.7	33:11:35	14.5	9.611	9.018	8.810	8.23	18.9±3.2
G 125-27	19:41:27.8	32:39:51	14.5	10.294	9.775	9.574	7.25	40.7±6.2
G 125-34**	19:48:40.8	35:55:55	13.9	8.891	8.313	8.088	8.03	14.9±2.7
LP 870-54	19:52:41.6	-24:46:01	13.2	9.522	8.938	8.683	7.05	31.2±4.5
LP 232-4	19:56:24.3	39:55:17	13.9	9.705	9.073	8.861	6.03	54.4±8.5
LP 105-469	19:57:13.3	57:52:52	14.0	10.251	9.676	9.370	8.23	25.4±4.3
G 125-49	19:58:27.5	32:17:19	15.0	11.003	10.383	10.163	7.61	47.7±6.7
G 209-11	20:01:50.5	45:00:49	14.2	10.460	9.834	9.610	7.35	41.8±6.4
G 125-54	20:02:40.4	31:09:44	14.5	10.553	9.959	9.722	7.07	49.8±7.6
G 209-18	20:10:40.1	40:40:08	14.9	10.803	10.237	9.967	8.55	28.3±4.7
G 209-23	20:15:07.3	47:37:08	15.0	10.988	10.246	10.005	7.44	51.2±7.8
G 186-24**	20:22:14.8	31:17:48	14.3	9.984	9.426	9.157	8.48	20.0±3.5
G 209-30	20:29:23.7	46:39:28	13.7	10.101	9.441	9.206	7.02	41.3±6.3
G 209-32	20:31:02.2	39:34:46	14.3	10.428	9.839	9.599	7.62	36.5±5.6
G 209-36*	20:33:41.7	36:35:58	13.8	9.412	8.889	8.611	7.82	20.8±3.3
LP695-372**	20:42:45.2	-5:00:19	17.0	11.475	10.891	10.550	10.44	15.5±1.7
G 212-16	21:01:33.1	40:46:20	14.8	10.586	10.028	9.791	7.49	41.7±5.9
G 211-9**	21:02:46.1	34:54:35	14.2	9.838	9.275	9.007	8.47	18.8±3.2
LP 234-1558	21:08:17.3	42:47:35	15.1	9.591	9.003	8.793	6.22	47.2±7.2
LP 757-92**	21:11:24.2	-9:40:32	15.3	10.937	10.295	9.949	9.49	19.4±1.6
G 212-27	21:10:58.8	46:57:32	13.7	9.894	9.276	9.023	7.30	33.0±5.0
LP 234-2220	21:18:59.3	43:38:03	15.1	11.083	10.564	10.256	7.45	53.3±8.1
LP 234-2426	21:21:40.0	43:18:38	13.5	9.707	9.031	8.820	6.46	44.6±6.8
LP 459-419	22:12:03.4	16:41:09	16.1	11.458	10.830	10.525	8.38	41.2±6.9
G 232-67	22:21:36.4	52:55:35	13.5	9.884	9.244	9.045	6.41	49.5±7.6
G189-22	22:30:43.3	31:59:24	14.5	9.996	9.403	9.161	7.27	35.2±5.4
G 216-21	22:48:48.0	45:20:18	14.4	10.347	9.778	9.508	8.33	25.3±4.3
G 233-33	22:55:47.6	61:09:13	13.7	9.905	9.286	9.058	6.95	38.9±6.0
NLTT3								
LP 585-73	0:40:26.5	-0:08:41	12.5	8.933	8.347	8.007	7.12	23.1±3.6
G 172-36	1:04:09.6	52:38:57	14.8	10.966	10.412	10.134	8.04	38.5±6.2
BD+51:318B	1:30:56.6	52:45:01	14.5	10.757	10.144	9.884	6.68	65.4±10.0
G 173-33	2:03:42.5	52:13:14	14.8	10.581	10.058	9.899	7.21	47.2±7.2
G 73-27*	2:08:12.2	15:08:42	14.3	9.996 <sup>1</sup>	9.381	9.100	8.31	21.7±3.0
LP 469-118*	2:08:12.4	15:08:44	14.4	10.052 <sup>1</sup>	9.441	9.196	8.48	20.6±2.7
G 174-4	2:34:34.7	56:36:45	12.5	8.917	8.228	8.020	6.78	26.7±4.2
LP 591-156*	2:56:03.9	-0:36:33	14.7	10.434	9.867	9.576	8.75	21.7±3.4
G 174-25	2:58:06.6	50:14:13	13.7	9.578	9.025	8.780	7.38	27.5±5.5
LP 198-482	2:59:22.0	41:01:59	12.1	8.153	7.502	7.367	5.57	32.9±5.1
LP 198-498	3:00:40.5	39:43:50	14.7	10.604	9.990	9.749	6.17	77.1±11.8
LP 154-86	3:01:38.5	49:39:13	15.0	11.031	10.499	10.209	6.88	67.6±10.6
G 75-60	3:02:09.8	-0:44:43	13.1	9.530	8.946	8.733	6.92	33.3±5.0
G 174-28	3:03:48.2	50:56:42	13.9	9.869	9.288	9.030	6.95	38.4±6.0
G 95-19	3:15:27.5	40:28:55	12.1	9.044	8.214	8.171	5.76	45.3±7.0
G 78-25	3:16:23.3	48:22:56	14.8	10.560	9.976	9.693	7.30	44.9±6.9

Table 5—Continued

name	$\alpha$ (2000)	$\delta$	$m_r$	J	H	$K_S$	$M_J$	d (pc.)
LP 155-59	3:21:48.4	48:06:33	14.0	10.084	9.525	9.277	6.91	43.2±6.8
G 174-54	3:28:49.7	50:52:45	15.1	11.182	10.612	10.324	8.32	37.4±5.3
LP 155-214	3:37:37.3	47:37:10	15.8	11.196	10.693	10.381	8.42	35.9±6.0
LP 357-4*	3:49:43.3	24:19:04	13.8	9.812	9.226	8.941	8.12	21.8±3.8
LP 200-31	4:01:32.4	41:06:38	15.2	11.200	10.736	10.404	8.82	29.9±4.8
LP 200-33	4:02:25.2	44:04:48	14.8	10.341	9.687	9.479	7.10	44.5±7.0
R 40	4:04:13.9	41:52:25	13.1	9.616	8.954	8.761	6.03	52.1±8.1
LP 31-420	4:05:57.4	69:25:09	15.2	11.127	10.464	10.283	6.70	76.8±11.7
LP 414-108SW	4:10:38.1	20:02:24	14.0:	9.983 <sup>1</sup>	9.398	9.161	6.03	61.8±7.7
LP 414-108NE	4:10:38.3	20:02:26	14.0:	10.063 <sup>1</sup>	9.479	9.239	5.98	65.6±7.8
LP 31-307	4:10:59.9	73:02:26	15.7	11.371	10.768	10.518	8.34	40.4±6.8
LP 156-58	4:26:13.6	46:59:45	15.1	11.022	10.426	10.111	8.65	29.8±5.0
LP 201-36	4:29:17.2	43:31:09	16.1	11.521	10.877	10.665	7.91	52.7±8.9
LP 201-45	4:31:29.3	41:41:10	16.7	11.097	10.602	10.290	7.88	44.0±6.7
LP 595-21	4:32:55.5	0:06:34	15.0	10.300	9.719	9.426	8.31	25.0±3.9
LP 595-22	4:32:55.6	0:06:29	13.7	9.861	9.261	8.985	7.36	31.6±5.0
LP 595-23	4:32:56.2	0:06:15	11.6	8.425	7.836	7.551	6.32	26.3±4.1
LP 201-54	4:33:48.2	42:27:06	15.6	11.460	10.783	10.532	8.34	42.2±8.0
G 83-19	4:34:28.8	13:38:53	14.7	10.546	9.999	9.708	7.60	38.8±5.9
LP 476-6	4:44:08.1	14:01:22	14.9	9.809	9.231	8.981	7.51	28.8±4.4
LP 118-3	4:44:30.5	51:57:41	13.4	9.543	8.886	8.674	6.87	34.2±5.4
LP 359-216**	5:03:16.1	21:23:56	11.3	7.445	6.802	6.555	6.75	13.8±2.2
G 86-30	5:10:55.3	28:26:43	15.1	10.842	10.186	9.961	7.68	42.9±6.9
G 85-62	5:17:18.7	23:20:17	14.2	10.371	9.857	9.558	7.79	32.9±5.5
G 86-37	5:17:20.0	32:07:46	14.2	9.274	8.622	8.404	7.43	23.4±3.7
LP 15-187	5:30:29.1	77:53:08	14.5	10.257	9.663	9.414	7.06	43.6±6.7
G 86-45*	5:32:51.9	33:49:34	13.8	9.336	8.786	8.521	7.74	20.8±3.3
G 100-16	5:32:59.9	26:08:26	14.7	10.024	9.413	9.162	7.40	33.5±5.1
G 100-24	5:35:27.5	25:58:21	13.6	9.667	9.112	8.879	7.06	33.2±5.2
G 98-19	5:38:57.5	30:26:02	13.7	9.337	8.766	8.521	7.34	25.1±4.0
LP 418-11	5:46:54.2	16:59:15	13.7	9.963	9.316	9.096	7.11	37.2±5.7
G 100-38	5:48:32.2	21:19:18	14.1	9.754	9.158	8.928	7.78	24.9±4.1
LP 361-6*	5:53:23.0	22:12:49	13.7	9.938	9.389	9.146	8.13	23.0±3.7
G 100-45	5:53:25.2	26:03:53	14.4	10.296	9.690	9.443	7.50	36.2±5.7
G 100-49	5:57:18.7	17:08:29	13.8	10.006	9.466	9.279	8.07	24.4±4.0
G 100-50**	5:58:53.3	21:21:01	14.8	10.003	9.423	9.099	9.12	15.0±1.8
G 100-57	6:04:39.5	27:53:52	13.3	9.063	8.426	8.148	7.13	24.3±3.5
LP 419-2	6:04:58.5	15:59:26	12.7	9.078	8.394	8.160	7.03	25.7±4.1
G 98-52	6:11:56.0	33:25:50	14.5	10.167	9.618	9.365	8.07	26.2±4.2
G 105-19	6:12:19.0	17:43:53	15.2	11.005	10.514	10.225	8.37	33.7±5.7
LP 204-52	6:15:39.4	43:31:34	16.1	11.301	10.720	10.458	7.29	63.4±9.7
LP 719-37	6:14:12.5	-14:36:03	14.4	10.591	10.042	9.724	8.04	32.4±5.1
LP 719-38	6:14:12.4	-14:36:09	14.4	10.627	10.093	9.781	8.32	28.9±4.9
G 103-29	6:18:34.8	25:03:05	14.1	9.912	9.308	9.052	7.83	26.1±5.6
LP 600-8	6:20:15.4	-0:23:39	15.7	11.299	10.722	10.434	8.56	27.1±4.6
LP 420-6	6:21:43.9	16:19:22	12.3	9.025	8.443	8.177	7.01	25.3±4.0

Table 5—Continued

name	$\alpha$ (2000)	$\delta$	$m_r$	J	H	$K_S$	$M_J$	d (pc.)
G 106-45**	6:24:10.1	-0:16:30	14.1	9.686	9.118	8.810	8.36	18.4±2.4
LP 362-257	6:24:37.3	26:08:35	14.2	9.682	9.041	8.776	7.48	27.6±4.3
LP 363-1	6:28:30.7	24:23:41	12.5	9.113	8.457	8.262	6.37	35.3±5.5
G 108-4	6:29:50.3	-2:47:52	13.8	9.482	8.896	8.636	7.62	23.6±3.4
G 108-13	6:33:07.0	-4:31:18	14.5	10.607	10.002	9.760	7.43	43.2±6.6
LP 420-4	6:36:11.9	20:08:13	13.2	9.415	8.838	8.582	7.17	28.1±4.4
LP 363-7	6:38:52.6	22:55:16	13.6	9.496	8.864	8.629	7.46	25.5±4.0
G 108-17	6:39:18.4	-2:05:46	14.6	10.752	10.186	9.956	7.64	41.9±6.4
W 288	6:40:52.0	15:43:21	13.7	9.683	9.104	8.822	7.51	27.2±4.3
G 110-14**	6:43:34.8	16:41:34	14.3	9.806	9.227	8.875	8.44	18.8±3.3
LP 421-7*	6:52:24.3	18:17:04	12.8	9.027	8.430	8.116	7.51	20.2±3.2
LP 661-12	6:55:18.8	-6:58:54	15.3	11.112	10.565	10.320	8.05	41.0±6.6
LP 661-13	6:56:19.0	-8:35:46	14.7	9.617	9.033	8.741	7.50	26.5±4.0
LP 661-17	6:57:46.0	-5:34:41	15.0	10.794	10.197	9.939	7.28	50.4±7.7
LP 721-16**	6:59:09.7	-13:47:25	11.5	8.009	7.341	7.155	7.12	15.1±2.2
LP 721-17**	6:59:09.7	-13:47:17	12.0	8.082	7.418	7.258	7.74	11.7±1.7
GJ 2060**	7:28:51.4	30:14:34	10.2	6.573	5.960	5.706	6.44	10.6±1.5
BD-29:5220	7:57:18.8	-30:08:49	11.1	8.089	7.552	7.392	5.57	31.9±4.6
R 396	8:22:47.9	-9:07:34	11.4	8.598	8.011	7.825	5.54	40.9±7.5
LP 605-37**	8:34:25.9	-1:08:39	12.2	8.800	8.307	8.033	7.39	19.1±2.8
LP 668-73	9:41:26.0	-5:08:24	12.5	8.707	8.185	7.942	6.72	25.0±3.6
G 148-48**	12:21:27.0	30:38:35	15.0	10.262	9.252	8.854	9.59	13.6±1.1
LP 39-246	12:28:10.7	68:28:35	11.9	8.743	8.156	8.017	5.44	45.8±6.6
LP 39-249	12:32:45.0	68:15:14	11.4	8.332	7.677	7.511	5.83	31.7±4.6
LP 7-234	12:58:12.6	81:17:03	12.2	9.015	8.358	8.204	5.56	49.1±7.1
Grw+77:4810	13:36:10.4	77:01:22	12.1	8.913	8.249	8.082	6.01	38.1±5.8
BD+19:2776	14:15:38.7	18:37:12	11.4	7.923	7.486	7.377	5.49	30.7±4.4
LP 97-817	14:21:37.9	56:27:18	15.8	11.446	10.822	10.578	9.56	23.9±2.9
LP 41-258	14:41:46.2	70:15:44	15.1	10.643	10.076	9.835	7.37	45.1±6.9
LP 98-251	14:48:38.5	58:07:35	14.1	10.122	9.537	9.350	5.88	70.5±10.2
LP 8-292	15:20:02.7	80:36:50	12.7	9.288	8.628	8.460	6.56	35.2±5.5
LP 745-78	16:37:52.0	-14:19:51	11.4	8.283	7.615	7.459	5.66	33.5±4.9
LP 919-11	16:53:36.9	-28:35:41	12.2	8.991	8.435	8.178	5.76	44.3±6.4
L 556-21	17:03:24.8	-31:46:09	13.3	9.729	9.121	8.905	5.85	59.7±8.6
LP 919-16	17:12:32.3	-29:16:13	14.0	10.180	9.586	9.402	6.05	67.0±9.7
LP 101-372*	17:14:08.7	60:47:29	16.9	11.647	11.187	10.865	10.10	20.4±1.7
T 9	17:18:46.7	-29:46:05	13.7	10.018	9.410	9.240	6.03	62.7±9.1
LP 920-11	17:19:13.7	-27:45:43	14.3	10.030	9.459	9.231	7.29	35.3±5.1
LP 920-54	17:28:24.7	-31:40:40	11.6	8.562	7.779	7.480	5.53	40.4±5.9
LP 864-14*	17:29:46.2	-25:03:53	13.7	9.376	8.744	8.496	7.54	23.3±3.4
LP 807-18	17:29:58.6	-20:59:24	13.6	9.795	9.241	9.005	7.36	30.7±4.4
LP 864-16	17:30:49.2	-26:42:33	14.9	10.425	9.892	9.572	7.34	41.4±6.3
T 33B	17:33:06.1	-30:35:08	11.1	9.664	8.670	8.738	7.45	27.7±4.0
LP 920-61	17:33:06.7	-30:35:09	11.1	9.527	9.075	8.845	7.36	27.1±3.9
LP 864-20	17:38:09.1	-23:22:39	13.9	10.051	9.455	9.206	7.11	38.7±5.6
LP 920-23	17:39:60.0	-27:07:06	12.5	8.823	8.252	8.012	6.82	25.2±3.6

Table 5—Continued

name	$\alpha$ (2000)	$\delta$	$m_r$	J	H	$K_S$	$M_J$	d (pc.)
LP 44-47	17:37:26.6	71:03:57	12.1	8.993	8.354	8.186	6.27	35.0±5.4
G 154-16	17:46:23.3	-18:07:08	13.6	9.979	9.321	9.020	7.22	35.6±5.2
LP 921-20**	17:47:50.7	-30:39:09	13.5	9.460	8.818	8.629	7.97	19.9±3.1
LP 809-17	18:01:27.4	-20:35:00	15.1	11.008	10.409	10.225	7.02	62.7±9.6
Grw+72:7790	18:06:18.1	72:49:16	11.4	8.458	7.836	7.654	5.77	34.5±5.3
BD-25:13135	18:27:18.6	-25:04:23	11.4	8.421	7.825	7.572	5.87	32.4±4.7
LP 24-256*	18:31:56.1	77:30:36	15.0	10.072	9.549	9.269	8.39	21.7±3.7
G 184-25	18:46:10.5	17:13:26	14.6	10.301	9.716	9.574	7.89	30.4±4.8
LP 335-35	18:52:58.9	30:58:10	12.4	9.047	8.395	8.300	5.52	50.8±7.8
LP 452-6	19:08:02.6	16:27:37	11.2	7.864	7.246	7.136	5.56	28.9±4.2
LP 812-199	19:29:21.0	-14:50:19	14.8	10.961	10.253	10.092	5.84	105.7±15.3
BD+40:3796*	19:35:51.4	41:19:07	11.4	7.572	6.924	6.763	6.05	20.2±3.1
L 1573-24	20:04:20.9	38:08:28	13.8	9.976	9.328	9.139	5.92	64.6±10.0
G 210-11	20:16:32.2	35:10:42	12.7	8.889	8.271	8.116	6.81	26.1±4.1
LP 514-18	20:17:01.3	17:15:45	13.5	9.290	8.870	8.806	5.44	58.9±8.5
R 756	20:18:06.2	12:59:08	12.7	9.344	8.697	8.512	5.98	47.1±6.8
LP 339-3	20:36:18.0	32:47:35	12.8	9.266	8.691	8.462	6.56	34.8±5.3
W 882*	20:49:39.6	-0:21:03	12.2	9.107	8.445	8.201	7.53	20.6±3.7
L 568-50	20:54:44.2	-33:05:41	12.5	9.197	8.540	8.334	6.29	38.1±5.5
LP 340-455	21:03:21.3	29:40:34	15.6	11.050	10.512	10.198	7.47	52.0±7.9
LP 285-9	21:12:22.5	35:55:23	12.0	8.511	7.872	7.678	6.40	26.4±4.1
LP 285-11	21:17:27.6	34:46:21	14.3	10.474	9.881	9.596	7.47	39.9±6.1
LP 234-2214	21:18:57.4	44:01:53	13.4	9.110	8.417	8.246	5.90	43.9±6.8
LP 286-7	21:21:32.1	34:25:45	11.6	7.759	7.278	7.197	5.50	28.3±4.3
L51725	21:37:58.9	42:01:04	12.5	9.165	8.469	8.279	6.58	33.0±5.2
G 93-67	22:02:31.3	-0:17:11	13.8	10.002	9.426	9.085	8.06	24.5±4.3
LP 875-68*	22:14:38.4	-21:41:53	11.2	7.556	6.886	6.718	5.98	20.7±3.0
LP 520-66	22:25:13.3	12:58:15	14.2	10.468	9.852	9.614	6.88	52.2±8.2
LP 109-57	22:58:15.1	61:44:26	14.2	10.277	9.747	9.476	7.81	31.2±4.8
LP 702-2	23:10:35.4	-5:51:19	13.4	9.824	9.231	8.931	6.34	49.8±7.8
LP 346-8	23:21:13.1	30:23:09	14.7	10.646	10.116	9.829	8.40	28.1±4.7
G 233-55	23:26:12.0	51:11:44	14.0	10.063	9.420	9.156	7.05	40.0±6.1
BD+44:4419B**	23:26:39.7	45:21:14	11.7	8.176	7.540	7.385	7.57	13.2±2.2
G 273-144	23:49:02.3	-8:24:31	13.0	9.515	8.874	8.691	7.01	31.7±5.0
LP 763-45	23:38:49.3	-12:23:42	15.1	11.120	10.546	10.303	8.25	37.5±6.3
LP 464-36	23:57:27.9	13:56:43	14.9	10.920	10.357	10.070	7.39	50.8±7.8

Note. —

\*\* identifies stars with formal distance estimates  $d \leq 20$  parsecs

\* identifies stars with formal distance estimates within  $1\sigma$  of 20 parsecs

1 - stars with JHK<sub>S</sub> from the 2MASS All-Sky data release.

Table 6. Early-type M dwarfs from the revised NLTT: Hipparcos stars

NLTT	Name	$N_{Hip}$	$\alpha$	$\delta$	V	J	H	$K_S$	$\pi_{Hip}$	$M_J$	Comments
157	Gl 3	436	0:05:17.69	-67:49:57.3	8.49	6.492	5.872	5.737	62.5±0.8	5.47	
1263	Gl 18	1936	0:24:25.93	-27:01:36.4	7.92	6.204	5.700	5.544	55.5±1.1	4.93	
2941	Gl 42	4148	0:53:01.14	-30:21:24.9	7.15	5.537	5.049	4.889	71.0±0.8	4.79	Note 1
4527	Gl 57	6351	1:21:34.59	-41:39:23.1	10.15	7.340	6.754	6.553	59.3±1.6	6.20	
5563	+14:251	7765	1:39:56.06	15:15:33.7	8.68	7.006	6.454	6.309	61.3±36.7	5.94	not in CNS3, Note 2
7002	LHS 1339	9786	2:05:48.55	-30:10:35.9	12.15	8.389	7.863	7.558	105.6±3.0	8.51	
7535	LHS 1377	10617	2:16:41.20	-30:59:18.2	12.02	7.975	7.380	7.092	70.2±2.9	7.21	cpm LHS 1376
8126	Gl 100AB	11565	2:29:01.69	-19:58:45.0	8.78	6.586	5.983	5.817	52.9±2.0	5.5	Note 3
10364	Gl 131	15095	3:14:44.62	-26:26:46.5	9.17	6.898	6.273	6.072	54.5±1.4	5.58	
10867	Gl 141	15919	3:24:59.73	-5:21:49.5	7.86	5.849	5.273	5.134	66.2±0.9	4.95	
10996	Gl 142	16134	3:27:52.41	-19:48:16.1	8.39	5.888	5.251	5.077	79.3±2.2	5.38	Note 1
11720	-19:733	17420	3:43:55.34	-19:06:39.2	7.10	5.457	5.025	4.830	71.2±0.9	4.72	not in CNS3, Note 1
12232	Gl 156.2	18774	4:01:19.62	76:09:33.7	8.20	6.143	5.601	5.446	62.6±0.9	5.12	
12237	Gl 157AB	18512	3:57:28.70	-1:09:34.0	8.2	6.075	5.476	5.356	63.4±2.0	5.25	Ecl. Bin., Note 3
12572	Gl 161	19422	4:09:35.04	69:32:29.0	7.70	5.989	5.539	5.458	54.2±0.8	4.67	Note 1
13601	Gl 171.2A	21482	4:36:48.24	27:07:55.9	8.10	5.931	5.366	5.213	56.0±1.2	4.67	Note 4
14202	GJ 2037	22907	4:55:41.91	-28:33:50.1	8.13	6.209	5.691	5.544	55.7±0.9	4.94	
14867	Gl 200AB	24819	5:19:12.66	-3:04:25.8	7.70	5.758	5.210	5.012	59.3±1.7	4.79	$\Delta = 2''3$ , Note 3
14980	Gl 201	25220	5:23:38.38	17:19:26.8	7.93	5.892	5.357	5.219	69.8±1.5	5.11	
15084	GJ 1079	25421	5:26:14.74	-32:30:17.1	7.70	6.024	5.488	5.381	55.8±0.8	4.76	
15931	Gl 225.2ABC	28442	6:00:19.39	-31:01:49.3	8.3	5.653	5.042	4.888	66.8±24.4	5.8	Note 5
16850	Gl 241	32010	6:41:15.71	23:57:27.8	8.08	6.176	5.690	5.543	57.1±1.4	4.96	
17064	Gl 249	32919	6:51:32.39	47:22:04.1	8.95	6.650	6.031	5.885	53.1±1.2	5.28	
17311	Gl 259	33817	7:01:13.74	-25:56:55.4	6.71	5.989	5.457	4.616	68.4±0.7	5.16	Note 1
17338	GJ 1094	33955	7:02:42.92	-6:47:57.2	8.38	6.459	5.852	5.744	53.5±1.1	5.10	
18257	Gl 282A	37349	7:39:59.33	-3:35:51.0	7.18	5.493	5.063	4.893	70.4±0.9	4.73	Notes 1, 6
18613	Gl 292.1	38657	7:54:54.07	19:14:10.8	7.76	6.023	5.595	5.463	50.0±1.0	4.52	
18616	Gl 292.2	38625	7:54:34.17	-1:24:44.0	7.43	5.955	5.480	5.417	52.0±1.9	4.54	
18618	-24:6144	38594	7:54:10.88	-25:18:11.4	9.75	7.022	6.364	6.172	51.2±1.6	5.57	not in CNS3
18727	GJ 1106	38910	7:57:48.48	-33:57:08.0	8.83	6.623	6.050	5.908	54.6±4.3	5.31	
18729	Gl 293.2	38939	7:58:04.37	-25:37:35.9	8.42	6.461	5.923	5.814	54.9±1.1	5.16	
19175	Ross 620	40375	8:14:35.92	13:01:22.2	8.79	6.617	6.010	5.874	54.5±1.3	5.30	
20763	GJ 1120A	44295	9:01:17.48	15:15:56.8	9.47	6.687	6.027	5.914	54.6±3.2	5.37	
20764	GJ 1120B	44295	9:01:17.46	15:15:51.6	9.73	6.792	6.077	6.054	54.6±3.2	5.48	
21395	Gl 340AB	45617	9:17:53.46	28:33:37.8	7.20	5.382	4.893	4.755	57.0±1.1	4.7	Note 3
22020	Gl 355	46816	9:32:25.57	-11:11:04.7	7.82	6.094	5.582	5.454	54.5±1.0	4.78	
22415	Gl 365	47690	9:43:25.66	42:41:29.6	8.13	6.120	5.587	5.475	56.2±1.1	4.87	
24560	Gl 397	51525	10:31:24.22	45:31:33.8	8.85	6.348	5.731	5.559	63.8±1.2	5.37	
26359	-18:3106	54373	11:07:27.70	-19:17:29.4	10.38	7.460	6.838	6.613	53.8±1.9	6.11	not in CNS3
26534	Gl 414A	54646	11:11:05.17	30:26:45.7	8.31	5.768	5.139	4.985	83.8±1.1	5.39	Note 6
26722	Gl 420A	54952	11:15:11.91	73:28:30.7	7.77	5.758	5.257	5.127	68.1±1.2	4.92	Note 6
27132	Gl 425A	55454	11:21:26.67	-20:27:13.6	8.88	6.109	5.448	5.307	76.0±1.7	5.51	Note 6
28095	+43:2135	56829	11:38:59.72	42:19:43.7	8.22	6.219	5.705	5.590	50.6±1.1	4.74	
31530	Gl 481	61901	12:41:06.48	15:22:35.8	7.91	5.832	5.273	5.072	69.9±1.1	5.06	
31724	Gl 483	62145	12:44:14.53	51:45:33.5	7.01	5.318	4.900	4.765	66.4±0.8	4.43	Note 1
31940	GJ 1164B	62471	12:48:09.99	-24:48:16.7	9.90	7.321	6.676	6.496	53.3±9.2	5.95	



Table 6—Continued

NLTT	Name	$N_{Hip}$	$\alpha$	$\delta$	V	J	H	$K_S$	$\pi_{Hip}$	$M_J$	Comments
31941	GJ 1164A	62472	12:48:10.71	-24:48:23.8	8.90	6.767	6.184	6.038	50.3±3.2	5.28	
32661	-26:9476	63618	13:02:20.69	-26:47:13.6	8.35	6.055	5.427	5.252	56.9±1.1	4.83	not in CNS3, Note 1
35101	Gl 525	67090	13:45:05.08	17:47:07.6	9.79	6.989	6.395	6.205	76.7±1.5	6.41	
35368	Gl 529	67487	13:49:44.81	-22:06:39.9	8.16	5.901	5.323	5.157	70.5±1.0	5.14	Note 1
35516	Gl 532	67691	13:52:00.00	49:57:03.3	8.82	6.284	5.650	5.502	71.4±0.9	5.55	
35637	GJ 1181AB	67960	13:55:02.58	-29:05:25.8	9.78	6.470	5.814	5.645	59.6±2.7	5.35/8.4	$\Delta = 1''2$ , Note 3
36656	HD 124642	69526	14:13:57.08	30:13:01.9	8.03	6.065	5.555	5.432	57.8±1.0	4.87	
37102	Gl 546	70218	14:21:57.22	29:37:46.6	8.56	6.170	5.551	5.427	69.4±1.1	5.38	
38569	Gl 565	72688	14:51:40.47	-24:18:14.9	7.81	6.021	5.499	5.387	59.0±1.0	4.87	
42064	Gl 613	79190	16:09:42.79	-56:26:42.5	7.11	5.546	5.102	4.985	69.7±0.9	4.76	Note 1
42900	Gl 627AB	80725	16:28:52.77	18:24:49.5	7.91	5.435	4.965	4.852	51.2±1.5	4.75	$\Delta = 2''3$ , Note3
44573	HD 156985	84616	17:17:50.43	52:26:49.6	7.93	6.139	5.650	5.575	54.0±0.7	4.80	not in CNS3
44851	HD 158233	85561	17:29:06.56	-23:50:10.0	9.61	7.143	6.562	6.366	55.0±1.7	5.85	
46840	Gl 724	91608	18:40:57.31	-13:22:46.6	10.63	7.402	6.742	6.547	61.6±2.1	6.35	
47042	Gl 728	92311	18:48:51.87	17:26:20.2	9.17	6.708	6.072	5.907	58.6±1.6	5.55	
51046	Gl 826.1	105341	21:20:13.82	-19:51:08.2	9.09	6.528	5.920	5.717	61.0±1.3	5.46	
54384	G 189-30	111685	22:37:29.90	39:22:51.6	9.41	6.628	6.043	5.861	52.9±1.9	5.25	
54520	Gl 868	111960	22:40:43.39	-29:40:28.1	7.83	5.797	5.261	5.042	73.8±1.1	5.14	Note 1
55021	GJ 1274	112800	22:50:37.71	34:51:21.7	11.72	8.338	7.714	7.521	52.8±3.0	6.95	
55105	LHS 5394	112978	22:52:48.08	-28:47:42.7	11.82	8.427	7.820	7.573	51.4±2.9	6.98	not in CNS3
55615	Gl 886	113718	23:01:51.55	-3:50:55.5	7.48	5.863	5.382	5.222	59.0±3.4	4.72	
56010	Gl 891	114411	23:10:15.75	-25:55:52.7	11.27	7.883	7.249	7.014	63.7±3.2	6.90	
56681	Gl 894.5	115445	23:23:04.90	-10:45:51.3	7.80	6.191	5.737	5.603	51.4±1.2	4.74	
57183	Gl 898	116215	23:32:49.40	-16:50:44.3	8.59	6.225	5.599	5.453	71.7±1.4	5.50	
58834	GJ 1294AB	169	0:02:08.72	-68:16:50.6	9.66	6.801	6.105	5.893	63.0±2.0	6.3	$\Delta = 1''5$

Note. — V magnitudes from the rNLTT

1. J, H from final 2MASS data release.
2. BD+14:251: Optical companion affects Hipparcos astrometry; (V-K) colours give a photometric parallax of (m-M) $\sim$ 2.2 mag.
3. Unresolved in 2MASS scans -  $M_J$  values estimated based on  $M_V$  from CNS3 and average main-sequence colours.  
Gl 100B - V=11.5,  $M_J = 6.7$ ; Gl 157B - V=11.8,  $M_J = 7.2$ ; Gl 200B - V=11.7,  $M_J = 6.7$ ; Gl 225.3B - V=8.3,  $M_J = 5.8$ , Gl 225.3C - V=9.3,  $M_J = 6.5$ ; Gl 340B - V=8.1,  $M_J = 4.9$ ; GJ 1181B - V=14.1,  $M_J=8.4$ ; Gl 627B - V=7.85,  $M_J=4.9$ ; GJ 1294B - V=10.6,  $M_J=6.8$
4. Gl 171.2A: Gl 171.2B is a DC8 white dwarf,  $M_V = 15.8$ ,  $\delta \sim 150$  arcseconds
5. Gl 225.2ABC: all three components merged on 2MASS - deconvolution assumes average main-sequence colours. van Altena (1983) measure  $\pi = 0.058 \pm 0.0128$ , but the derived (V- $K_S$ ) colours suggest a distance of  $\sim 30$  parsecs.
6. Binary companion included in NLTT sample.

Table 7. Early-type M dwarfs from the rNLTT with no Hipparcos data

NLTT	Name	$\alpha$	$\delta$	$V_{rNLTT}$	J	H	$K_S$	$\pi$ (mas)	$M_J$	Comments
629	DV Psc	0:13:09.20	5:35:43.0	10.72	8.040	7.425	7.262	71±40	7.25/7.25	Note 1
7251	+45:565	2:11:43.26	45:45:38.3	9.83	7.892	7.433	7.283	24±5	4.8	Note 2
13091	HD 27678	4:21:15.86	-20:11:26.1	8.63	6.845	6.417	6.287	35±7	4.6	Note 2
17178	HD 50841	6:56:16.50	32:26:40.1	8.64	6.816	6.382	6.266	33±10	4.4	Note 3
18883	G 111-51	8:05:01.85	48:14:19.6	9.31	7.243	6.729	6.633	34 ± 7	4.9	Note 2
20631	HD 76772	8:57:36.35	-19:08:02.2	8.44	7.133	6.784	6.691	23±5	3.9	Note 2
25155	HD 305544	10:42:47.27	-60:02:38.9	9.18/9.6	7.372	6.987	6.939	16±4	4.1/4.4	Notes 2, 4
25925	HD 95174A	10:59:38.31	25:26:15.5	8.57	6.444	5.972	5.842	52±9	5.0	Note 2
25926	HD 95174B	10:59:38.68	25:26:13.7	9.22	6.643	6.119	5.979	52±9	5.2	Note 2
29831	734- 35	12:10:33.61	-11:26:60.0	11.49	8.469	7.835	7.665	33±6	6.1	Note 2
33231	737- 81	13:12:22.35	-10:07:06.6	10.83	8.019	7.424	7.286	36±7	5.8	Note 2
38244	HD 129715	14:44:35.52	-22:15:11.3	9.41	7.230	6.758	6.584	38±7	5.2	Note 2
45991	G 204-45	18:07:44.45	39:04:26.9	9.07	6.795	6.249	6.077	52±9	5.4	Note 2

- Note. — 1. DV Psc: equal-magnitude eclipsing binary system (Lu *et al.*, 2001).  
2. Distance estimated using ( $M_V$ ,  $(V-K_S)$ ) relation from Paper I.  
3. HD 50841: parallax from Yale parallax catalogue.  
4. HD 305544: Yale parallax catalogue lists  $\pi = 10 \pm 12$  mas.

Table 8. Additional stars in the 2M2nd 20-parsec sample

Name	2MASS ID	V	J	H	K	Sp. Type	(m-M)	Comments
	PMSU non-NLTT							
GR4	2M0015367-294600	14.32	9.78±0.03	9.25±0.02	8.91±0.03	M3.5	1.44±0.40	
GJ 1009	2M0021560-312421	11.16	7.68±0.01	7.05±0.03	6.77±0.01	M1.5	1.30±0.09	
GJ 1033	2M0113239-225407	14.16	9.91±0.02	9.30±0.02	9.04±0.03	M4.0	1.44±0.15	
Hy207	2M0330311+200555	10.79	8.05±0.02	7.40±0.01	7.43±0.03	K7.0	1.36±0.27	
Steph 430	2M0354256-090931	11.23	7.84±0.02	7.18±0.03	6.98±0.02	M1.0	1.37±0.40	
Steph 497	2M0437374-022928	10.59	7.30±0.01	6.64±0.05	6.39±0.01	M0.5	1.09±0.40	
Steph 546A	2M0506494-213503	10.28	7.03±0.01	6.41±0.01	6.11±0.02	M1.5	0.36±0.40	
Steph 545B	2M0506499-213509	11.67	7.50±0.05	6.85±0.05	6.55±0.05	M3.5	-0.04±0.40	
Steph 545C	2M0506499-213509	12.67	8.27±0.08	7.61±0.08	7.31±0.08	M4.0	-0.04±0.48	
Steph 681	2M0805585+261652	10.20	7.27±0.01	6.68±0.02	6.48±0.01	K7.0	1.37±0.40	
Steph 762	2M0918215+271841	9.64	6.99±0.01	6.40±0.01	6.22±0.01	K5.0	1.51±0.32	
Steph 928	2M1112389+185605	10.76	7.47±0.00	6.86±0.02	6.61±0.02	M1.5	0.79±0.40	
Gl 499 A	2M1306153+204343	9.44	6.89±0.01	6.27±0.01	6.05±0.01	K5.0	1.35±0.09	
Gl 499 B	2M1306153+204343	14.90	10.25±0.10	9.75±0.10	9.55±0.10	M4.0	1.35±0.09	
Gl 508 A	2M1319456+474640	9.09	5.68±0.10	5.09±0.10	4.88±0.01	M0.5	0.09±0.04	
LHS2848	2M1402288-210036	13.19	9.11±0.03	8.54±0.04	8.24±0.03	M3.5	1.30±0.40	
Vys 150	2M1402196+134122	10.65	7.54±0.02	6.86±0.01	6.68±0.01	M0.5	1.45±0.09	
Gl 541.2	2M1417243+452640	10.25	7.37±0.01	6.81±0.01	6.59±0.01	K7.0	1.35±0.04	
Steph 1145	2M1420047+390301	12.31	8.56±0.02	7.93±0.01	7.70±0.01	M2.5	1.45±0.40	
Wo 9520	2M1521529+205839	10.11	6.71±0.01	5.96±0.01	5.78±0.01	M1.5	0.28±0.04	
Vys 759	2M1609031+525637	10.19	7.17±0.01	6.55±0.01	6.34±0.01	M0.0	1.16±0.02	
Gl 619	2M1620527+405740	9.26	6.51±0.02	5.89±0.02	5.82±0.10	K5.0	1.01±0.02	
Steph 1453	2M1715501+190000	10.36	7.21±0.02	6.64±0.01	6.45±0.01	M0.5	1.06±0.40	
Steph 1680	2M1909191+391203	11.32	7.95±0.01	7.40±0.02	7.16±0.02	M1.0	1.48±0.40	
Steph 2018	2M2233226-093653	12.41	8.54±0.02	7.95±0.02	7.65±0.02	M3.0	1.10±0.40	
Gl 875	2M2250194-070524	9.85	6.94±0.02	6.31±0.03	6.08±0.01	K7.0	0.73±0.04	
Steph 2065	2M2255598+174839	10.49	7.28±0.02	6.68±0.01	6.46±0.02	M1.0	0.82±0.40	
	'blue' NLTT							
LHS1140	2M0044593-151616	14.19	9.64±0.02	9.10±0.03	8.82±0.03	M4.5	0.73±0.48	
Gl 59 B	2M0133000-241458	12.77	10.06±0.03	9.47±0.03	9.35±0.03	K7.0	1.32±0.19	
Gl 73	2M0144585+162039	14.11	9.60±0.03	9.01±0.03	8.74±0.03	M4.0	1.13±0.13	
LHS1332	2M0204275-015256	13.90	9.59±0.02	9.09±0.02	8.81±0.03	M4.0	1.28±0.48	
LHS1373	2M0215488-124027	13.00	9.06±0.02	8.46±0.05	8.18±0.03	M3.5	1.10±0.48	
GJ 1054 B	2M0307534-281410	11.69	9.35±0.02	8.78±0.03	8.52±0.02	M2.5	-1.41±0.20	
GJ 1062	2M0338155-112910	13.01	9.65±0.03	9.10±0.03	8.84±0.03	M1.0	1.18±0.09	
GJ 2043 B	2M0529261+153445	14.67	10.23±0.02	9.64±0.03	9.40±0.03	M4.0	1.20±0.06	
LHS1813	2M0603295+474815	13.94	9.68±0.02	9.17±0.03	8.93±0.03	M4.0	1.38±0.48	
Gl 289	2M0748161+202207	11.47	8.10±0.02	7.61±0.02	7.39±0.02	M1.0	0.97±0.06	
LP313-38B	2M0918499+264530	16.00	11.37±0.03	11.07±0.03	11.01±0.03	M5.0	1.45±0.30	
LP211-12	2M0930016+393723	12.12	8.49±0.01	7.90±0.01	7.66±0.02	M2.5	1.39±0.40	
Gl 359	2M0941019+220129	14.24	9.63±0.03	9.08±0.03	8.81±0.03	M4.5	0.47±0.13	
LHS2186	2M0946092-042543	14.15	9.68±0.03	9.10±0.02	8.78±0.03	M4.0	1.29±0.48	
LHS2328	2M1055345-092126	13.54	9.44±0.03	8.87±0.02	8.62±0.03	M3.5	1.47±0.48	
LHS2427	2M1134380-235214	11.18	8.10±0.02	7.48±0.04	7.25±0.03	M0.0	1.25±0.06	
G121-028	2M1152579+242845	14.60	9.94±0.03	9.32±0.02	9.03±0.02	M4.5	1.02±0.48	

Table 8—Continued

Name	2MASS ID	V	J	H	K	Sp. Type	(m-M)	Comments
LHS 2658	2M1259547-052720	14.25	9.79±0.02	9.24±0.02	8.92±0.02	M4.5	0.37±0.23	
LHS2925	2M1429595+293403	14.66	10.07±0.03	9.51±0.02	9.23±0.03	M4.0	1.51±0.32	
LHS3075	2M1529439+425249	14.16	9.64±0.03	9.05±0.03	8.69±0.04	M4.5	1.38±0.17	
LP176-55	2M1533393+461502	13.58	9.41±0.03	8.80±0.05	8.62±0.04	M3.5	1.38±0.48	
Gl 589 B	2M1535203+174304	14.99	10.29±0.03	9.85±0.03	9.54±0.03	M4.5	0.85±0.06	
GJ 1194 B	2M1540037+432935	13.80	8.90±0.02	9.27±0.01	8.25±0.04	M3.5	0.85±0.13	
LP329-19B	2M1601445+302740	15.17	10.42±0.03	9.85±0.03	9.55±0.03	M4.5	1.08±0.48	
Gl 611 B	2M1604509+390935	14.22	9.91±0.03	9.45±0.03	9.22±0.03	M4.0	0.79±0.02	
LHS3197	2M1626481-172333	14.31	9.58±0.03	9.02±0.03	8.71±0.03	M4.5	0.94±0.48	
GJ 1203	2M1632452+123645	12.18	8.45±0.01	7.90±0.02	7.68±0.02	M3.0	1.34±0.15	
LHS3218	2M1635246-271853	14.20	9.75±0.03	9.27±0.03	9.01±0.03	M4.0	1.24±0.48	
G183-010	2M1753006+165503	12.68	8.79±0.03	8.18±0.02	7.97±0.02	M3.0	1.26±0.40	
G206-037	2M1839599+332453	13.13	9.13±0.03	8.51±0.02	8.22±0.03	M3.5	1.44±0.40	
Gl 781	2M2005022+542603	11.99	8.84±0.01	8.32±0.01	8.12±0.02	M0.0	1.24±0.06	
G026-028	2M2145249-055405	13.54	9.60±0.02	9.03±0.03	8.79±0.03	M3.5	1.37±0.48	
LTT8914	2M2213288-144453	13.34	9.47±0.02	8.83±0.06	8.53±0.03	M3.5	1.44±0.48	
G127-050	2M2243231+220817	15.00	10.18±0.03	9.51±0.03	9.23±0.03	M4.5	1.36±0.48	
LHS3909	2M2312113-140610	13.00	9.09±0.01	8.48±0.03	8.21±0.03	M3.0	1.49±0.40	
G273-186A	2M2357206-125848	12.93	8.64±0.02	8.07±0.02	7.81±0.02	M4.0	0.61±0.48	
G273-185B	2M2357193-125840	12.98	9.16±0.03	8.52±0.03	8.28±0.03	M4.0	0.88±0.48	
	PMSU bright							Note 1
Gl 59 A	2M0133158-241040	6.21	5.69±0.03	5.27±0.03	5.16±0.00	K0.0	-0.76±0.19	
Gl 166 A	2M0415165-073907	4.41	3.01±0.24	2.59±0.20	2.50±0.20	K1.0	-1.49±0.01	
Gl 205	2M0531270-034054	7.97	4.74±0.10	4.06±0.10	3.87±0.10	M1.5	-1.22±0.01	
Gl 229 A	2M0610346-215157	8.17	4.99±0.10	4.36±0.10	4.16±0.10	M0.5	-1.18±0.01	
Gl 268 A	2M0710024+383201	11.85	8.06±0.10	7.36±0.10	7.08±0.10	M4.5	-1.15±0.02	
Gl 273	2M0729018+315938	7.73	6.04±0.01	5.66±0.04	5.50±0.01	M3.5	1.22±0.03	
Gl 278 A	2M0734359+315318	1.58	1.40±0.10	1.40±0.10	1.40±0.10	A1.0	0.63±0.06	Castor
Gl 278 B	2M0734359+315318	1.58	1.40±0.10	1.40±0.10	1.40±0.10	A1.0	0.63±0.06	Pollux
Gl 323 A	2M0850423+075151	9.77	7.14±0.04	6.51±0.04	6.33±0.04	K5.0	1.15±0.40	
Gl 324 A	2M0852358+281950	5.95	4.77±0.24	4.26±0.24	4.01±0.03	G8.0	0.49±0.02	
Gl 325 A	2M0855281+704745	8.70	6.18±0.10	5.47±0.10	5.30±0.10	K5.0	0.27±0.06	
Gl 325 B	2M0855281+704745	8.70	6.18±0.10	5.47±0.10	5.30±0.10	K5.0	0.27±0.06	
Gl 326 A	2M0854052-130730	12.52	8.85±0.04	8.27±0.04	8.00±0.04	M2.5	1.02±0.25	
Gl 326 B	2M0854052-130730	12.72	8.90±0.04	8.32±0.04	8.05±0.04	M2.5	1.02±0.25	
Gl 338 A	2M0914258+524116	7.63	4.90±0.10	4.29±0.10	4.08±0.10	K7.0	-1.04±0.02	
Gl 354.1 A	2M0932438+265919	7.01	5.58±0.01	5.24±0.02	5.12±0.01	K0.0	1.25±0.03	
Gl 400 A	2M1045214+383042	9.30	6.57±0.02	5.95±0.02	5.75±0.02	K7.0	0.75±0.06	
Gl 410	2M1102383+215801	9.60	6.53±0.01	5.89±0.01	5.70±0.02	M0.0	0.34±0.02	
Gl 411	2M1103205+355845	7.46	4.09±0.10	3.55±0.10	3.35±0.10	M2.0	-3.01±0.01	
Gl 421 A	2M1115207-180836	9.96	7.41±0.02	6.76±0.02	6.61±0.03	K5.0	1.10±0.15	
Gl 570 A	2M1457279-212453	5.75	3.82±0.05	3.27±0.05	3.15±0.05	K5.0	-1.15±0.02	
Gl 570 B	2M1457275-212508	8.00	5.03±0.10	4.44±0.10	5.25±0.10	M1.0	-1.15±0.02	
Gl 570 C	2M1457275-212508	8.00	6.33±0.10	5.63±0.10	6.37±0.10	M1.0	-1.15±0.02	
Gl 611 A	2M1604569+390923	6.66	5.18±0.01	4.82±0.01	4.76±0.01	G8.0	0.79±0.02	
Gl 667 A	2M1718569-345924	6.29	4.44±0.05	3.77±0.05	3.66±0.05	K3.0	0.73±0.09	

Table 8—Continued

Name	2MASS ID	V	J	H	K	Sp. Type	(m-M)	Comments
Gl 667 B	2M1718569-345924	7.24	4.90±0.05	4.23±0.05	4.13±0.05	K5.0	0.73±0.09	
Gl 777 A	2M2003373+295349	5.71	4.55±0.23	4.24±0.25	4.08±0.02	G6.0	1.01±0.02	
Gl 803	2M2045093-312030	8.80	5.44±0.10	4.83±0.10	4.53±0.10	M0.0	-0.02±0.02	
Gl 867 A	2M2238453-203717	9.10	5.67±0.10	5.11±0.10	4.80±0.10	M1.5	-0.33±0.02	
Gl 872 A	2M2246416+121023	4.19	3.36±0.25	3.08±0.21	2.96±0.29	F7.0	1.05±0.01	
Gl 880	2M2256349+163312	8.68	5.36±0.02	4.80±0.10	4.52±0.10	M1.5	-0.81±0.01	
Gl 884	2M2300165-223127	7.88	5.35±0.10	4.70±0.10	4.48±0.10	K5.0	-0.46±0.01	
Gl 887	2M2305513-355113	7.35	4.34±0.26	3.61±0.23	3.46±0.20	M2.0	-2.41±0.00	
Gl 913	2M2358434+464345	9.57	6.66±0.02	6.02±0.02	5.83±0.01	M0.5	1.20±0.10	
	Unresolved binaries							Note 2
GJ 1005B	2M0015278-160800	15.96	8.94±0.10	8.44±0.10	8.14±0.10	M5.0	1.58±0.06	Note 3
Gl 15 A	2M0018189+440115	8.10	4.85±0.10	4.25±0.10	4.06±0.10	M1.0	-2.22±0.02	
LTT 10301B	2M0050332+244900	13.00	8.75±0.10	8.15±0.10	7.95±0.10	M3.5	-0.33±0.17	
Gl 65 B	2M0139012-175702	12.67	6.30±0.01	5.68±0.03	5.36±0.01	M5.5	-2.93±0.06	
LP 771-95C	2M0301511-163530	14.00	8.80±0.10	8.30±0.10	8.00±0.10	M4.0	0.05±0.27	Note 4
Gl 140 B	2M0324065+234706	12.00	8.22±0.08	7.61±0.08	7.37±0.08	M3.0	-1.40±0.21	Note 5
GJ 1060 B	2M0328483-271905	13.80	9.57±0.03	9.00±0.03	8.76±0.03	M3.5	1.36±0.32	
Gl 185 B	2M0502284-211523	10.88	6.87±0.08	6.27±0.08	6.04±0.08	M2.0	0.35±0.02	Note 6
GJ 1083 B	2M0540257+244808	15.53	9.80±0.05	9.02±0.05	8.76±0.05	M5.5	0.08±0.05	Note 7
Gl 234 B	2M0629233-024850	14.23	8.38±0.25	7.63±0.10	7.33±0.10	M5.5	-1.93±0.01	Note 8
GJ 3406 B	2M0643397+510820	14.90	10.18±0.08	9.60±0.08	9.34±0.08	M5.0	-1.20±0.11	
Gl 268 B	2M0710024+383201	12.85	8.46±0.10	7.76±0.10	7.48±0.10	M4.5	-1.15±0.02	Note 9
Gl 268.3 B	2M0716197+270833	11.58	7.77±0.08	7.19±0.08	6.94±0.08	M2.5	-0.45±0.06	Note 10
Gl 278 D	2M0734374+315210	9.82	6.82±0.05	6.17±0.05	5.98±0.05	M0.0	0.63±0.06	Note 11
Gl 283 B	2M0740192-172444	16.42	10.16±0.03	9.67±0.02	9.30±0.03	M6.0	-0.25±0.09	
GJ 1103 B	2M0752547-000015	14.70	9.78±0.08	9.28±0.08	8.92±0.08	M5.0	-0.30±0.05	
LHS 1955 B	2M0754547-292056	13.85	9.07±0.08	8.48±0.08	8.14±0.08	M4.0	0.20±0.25	Note 12
Gl 301 B	2M0813085-135500	10.38	7.50±0.08	7.02±0.08	6.79±0.08	M1.0	1.21±0.17	
Gl 308 B	2M0828220+350059	11.56	8.45±0.08	7.85±0.08	7.64±0.08	M0.0	1.47±0.19	
GJ 2069Ab	2M0831375+192339	12.65	8.28±0.08	7.66±0.08	7.38±0.08	M0.0	0.40±0.15	Note 13
GJ 2069 C	2M0831374+192349	14.83	9.20±0.08	8.62±0.08	8.29±0.08	M0.0	0.40±0.15	Note 14
Gl 323 B	2M0850423+075151	9.90	7.14±0.04	6.51±0.04	6.33±0.04	K5.0	1.15±0.40	
GJ 1116 B	2M0858151+194547	14.93	7.78±0.01	7.23±0.02	6.87±0.02	M5.5	-1.38±0.02	
Gl 338 B	2M0914258+524116	7.72	4.91±0.10	4.29±0.10	4.10±0.10	K7.0	-1.04±0.02	
Gl 381 B	2M1012046-024104	11.65	8.36±0.08	7.80±0.08	7.52±0.08	M2.5	0.45±0.06	Note 14
Gl 400 B	2M1045214+383042	12.20	8.27±0.08	7.65±0.02	7.45±0.02	M3.0	0.75±0.06	
Gl 508 B	2M1319456+474640	10.15	6.76±0.05	6.07±0.05	5.80±0.05	M1.0	0.09±0.04	Note 15
LHS 2887 B	2M1417029+314247	13.86	9.10±0.08	8.64±0.08	8.35±0.08	M4.0	0.48±0.21	Note 14
Gl 630.1 Ab	2M1634203+570944	13.66	9.25±0.05	8.79±0.05	8.52±0.05	M4.5	0.80±0.08	Note 16
Gl 747 B	2M1907427+323239	12.56	7.94±0.05	7.35±0.05	7.10±0.05	M4.0	0.40±0.02	Note 14
Gl 767 B	2M1946241+320058	11.10	7.32±0.03	6.61±0.05	6.48±0.03	M2.0	0.64±0.04	
GJ 1245 C	2M1953544+442454	17.50	9.38±0.05	8.62±0.05	8.24±0.05	M7.0	-1.60±0.02	
Gl 815 B	2M2100053+400413	12.20	8.15±0.05	7.56±0.05	7.34±0.05	M3.0	0.90±0.04	
Gl 829 B	2M2129367+173835	11.06	7.03±0.05	6.48±0.05	6.20±0.05	M3.5	-0.86±0.02	Note 14
Gl 856 B	2M2223290+322733	11.40	7.65±0.05	7.05±0.05	6.80±0.05	M3.0	0.60±0.30	
Gl 866 B	2M2238334-151802	13.24	7.60±0.05	7.00±0.05	6.60±0.05	M6.0	-2.14±0.01	Note 17

Table 8—Continued

Name	2MASS ID	V	J	H	K	Sp. Type	(m-M)	Comments
Gl 866 C	2M2238334-151802	15.00	8.19±0.05	7.59±0.05	7.19±0.05	M6.5	-2.34±0.01	Note 17
Gl 867 B	2M2238453-203717	11.43	7.34±0.10	6.82±0.10	6.49±0.10	M3.5	-0.33±0.02	
Gl 897 B	2M2332465-164508	11.45	7.50±0.05	6.87±0.05	6.63±0.05	M2.0	0.07±0.04	
	unmatched NLTT							
Gl 94	2M0219031+352119	12.55	8.66±0.02	8.14±0.03	7.90±0.02	M3.5	1.07±0.28	
GJ 1059	2M0323017+420027	15.34	10.39±0.02	9.86±0.03	9.60±0.02	M5.0	0.91±0.11	
G 169-029	2M1650579+222706	14.07	9.14±0.01	8.57±0.02	8.31±0.02	M4.5	0.45±0.48	
LP390-16	2M1813066+260152	13.32	8.90±0.01	8.31±0.03	8.06±0.02	M4.0	1.09±0.48	
LP229-17	2M1834366+400726	11.43	7.20±0.01	6.53±0.01	7.08±0.01	M3.5	-0.71±0.48	
G024-030	2M2049395-002103	13.05	9.10±0.02	8.44±0.03	8.21±0.02	M3.5	1.26±0.40	
	Hipparcos							
Gl 914A	2M0002101+270457	5.80	4.95±0.21	4.45±0.20	4.33±0.24	G5.0	0.47±0.08	Note 18
Gl 914B	2M0002101+270457	8.89	6.10±0.10	5.50±0.10	5.40±0.10	K7.0	0.47±0.08	
Gl 914C	2M0002101+270457	17.00	10.65±0.15	10.05±0.15	9.70±0.15	M6.0	0.50±0.08	
Gl 5	2M0006367+290118	6.07	4.73±0.01	4.63±0.14	4.31±0.04	K0.0	0.68±0.02	
Gl 27	2M0039219+211502	5.88	4.55±0.21	4.06±0.24	4.00±0.33	K0.0	0.23±0.02	
Gl 28	2M0040493+401113	7.36	5.69±0.02	5.27±0.05	5.16±0.01	K2.0	1.19±0.04	
Gl 68	2M0142298+201607	5.24	3.86±0.24	3.39±0.23	3.29±0.27	K1.0	-0.63±0.02	
Gl 71	2M0144040-155614	3.49	2.15±0.31	1.80±0.23	1.79±0.28	G8.0	-2.19±0.01	
Gl 95	2M0218585-255645	6.33	5.06±0.02	4.69±0.04	4.55±0.01	G5.0	0.51±0.02	
Gl 106A	2M0243209+192545	8.23	6.34±0.02	5.80±0.02	5.65±0.02	K4.0	1.34±0.05	
Gl 106B	2M0243209+192545	12.33	8.74±0.10	8.20±0.10	8.05±0.10	M3.0	1.33±0.05	Note 19
Gl 117	2M0252321-124611	6.05	4.83±0.23	4.23±0.22	4.17±0.24	K2.0	0.08±0.02	
Gl 144	2M0332559-092729	3.72	2.23±0.30	1.88±0.28	1.78±0.29	K2.0	-2.46±0.00	
HD 30876	2M0449523-350627	7.49	5.90±0.02	5.44±0.05	5.33±0.01	K2.0	1.27±0.03	
Gl 183	2M0500490-054512	6.22	4.39±0.24	3.80±0.21	3.71±0.23	K3.0	-0.27±0.02	
Gl 204.1	2M0527393-602458	6.99	5.70±0.01	5.34±0.05	5.20±0.01	K5.0	1.46±0.02	
HD 36705	2M0528448-652655	6.88	5.32±0.01	4.84±0.03	4.69±0.01	K1.0	0.87±0.02	
Gl 211	2M0541203+532852	6.21	4.30±0.26	3.99±0.24	4.27±0.01	K1.0	0.44±0.02	
GJ 1085	2M0548350-040540	5.97	5.26±0.29	4.59±0.08	4.41±0.00	G4.0	0.96±0.03	
HD 40307	2M0554042-600125	7.17	5.41±0.01	4.97±0.04	4.79±0.01	K3.0	0.54±0.02	
Gl 227	2M0606405+153232	6.76	5.32±0.01	4.94±0.04	4.82±0.01	K0.0	0.94±0.03	
Gl 231	2M0610145-744511	5.08	3.95±0.23	3.51±0.23	3.45±0.20	G6.0	0.03±0.02	
HD 43162	2M0613453-235143	6.37	5.13±0.01	4.86±0.03	4.73±0.00	G5.0	1.11±0.03	
Gl 233Aa	2M0626102+184525	7.03	5.70±0.05	5.02±0.05	4.75±0.05	K2.0	0.83±0.02	Note 20
Gl 233Ab	2M0626102+184525	8.53	6.35±0.10	5.67±0.10	5.40±0.10	K7.0	0.83±0.02	
Gl 233B	2M0626102+184525	12.50	8.20±0.10	7.70±0.10	7.50±0.10	M3.0	0.80±0.02	Note 21
Gl 260	2M0659597-612011	6.81	5.46±0.00	5.10±0.04	4.99±0.01	K0.0	1.32±0.02	
HD 59747	2M0733006+370148	7.68	6.09±0.02	5.66±0.02	5.59±0.02	G5.0	1.47±0.05	
Gl 295	2M0800322+291247	6.97	5.54±0.01	5.17±0.02	5.09±0.01	G8.0	1.13±0.03	
Gl 302	2M0818239-123754	5.95	4.95±0.27	4.36±0.22	4.16±0.03	K0.0	0.50±0.02	
Gl 356A	2M0935396+354837	5.40	4.06±0.41	3.72±0.34	3.69±0.01	G8.0	0.24±0.02	
Gl 356B	2M0935396+354837	13.00	8.80±0.10	8.25±0.10	8.00±0.10	M4.0	0.25±0.02	
HD 87883	2M1008432+341432	7.56	5.84±0.01	5.44±0.04	5.31±0.01	K0.0	1.28±0.04	
BD+39 2376Aa	2M1045215+383042	9.90	7.30±0.10	6.68±0.10	6.50±0.10	M1.0	0.75±0.07	Note 22
BD+39 2376Ab	2M1045215+383042	9.90	7.30±0.10	6.68±0.10	6.50±0.10	M1.0	0.75±0.07	

Table 8—Continued

Name	2MASS ID	V	J	H	K	Sp. Type	(m-M)	Comments
BD+39 2376B	2M1045215+383042	11.75	8.95±0.10	8.33±0.10	8.35±0.10	M3.0	0.75±0.07	
Gl 434	2M1141030+341206	5.31	3.99±0.24	3.65±0.23	3.59±0.03	G8.0	-0.10±0.02	
Gl 453	2M1157562-274225	6.99	4.99±0.03	4.62±0.24	4.53±0.30	K5.0	0.04±0.03	
Gl 486.1	2M1248471+245025	6.29	5.12±0.26	4.70±0.03	4.64±0.01	G7.0	1.17±0.03	
Gl 506	2M1318244-181838	4.74	3.33±0.20	2.97±0.18	2.96±0.24	G5.0	-0.35±0.01	
HIP 68570	2M1402196+134123	10.68	7.56±0.02	6.89±0.01	6.71±0.01	M0.5	1.45±0.09	
HD 129715	2M1444355-221511	9.32	7.23±0.01	6.75±0.04	6.57±0.02	K7.0	1.31±0.40	
LP 858-23B	2M1444401-221445	13.1	10.58±0.02	10.01±0.03	9.65±0.03	M4.5	1.31±0.40	
Gl 567	2M1453237+190910	6.00	4.88±0.26	4.16±0.03	4.32±0.33	K2.0	0.31±0.02	
Gl 614	2M1610243+434903	6.61	5.16±0.02	4.80±0.00	4.71±0.01	K0.0	1.29±0.02	
Gl 649.1A	2M1657532+472159	7.76	6.01±0.00	5.56±0.00	5.46±0.01	K5.0	1.23±0.03	Note 24
Gl 649.1B	2M1657536+472202	11.19	6.87±0.07	6.32±0.24	6.09±0.25	M1.0	1.22±0.03	
Gl 649.1C	2M1657423+472143	7.93	6.10±0.01	5.63±0.01	5.54±0.01	K5.0	1.22±0.03	
Gl 651	2M1702364+470454	6.76	5.41±0.04	5.10±0.01	5.00±0.01	G8.0	1.28±0.02	
Gl 652	2M1704278-283457	6.59	5.22±0.01	4.95±0.08	4.76±0.01	G8.0	1.29±0.03	
Gl 675	2M1725002+671825	6.44	4.97±0.23	4.64±0.03	4.51±0.01	K0.0	0.54±0.02	
Gl 689	2M1736133+715243	8.55	6.52±0.01	6.01±0.01	5.89±0.01	K7.0	1.40±0.03	
Gl 706	2M1809375+382729	6.38	4.95±0.28	4.46±0.19	4.23±0.01	K2.0	0.23±0.01	
Gl 722	2M1838534-210307	5.85	4.79±0.19	4.31±0.20	4.23±0.02	K0.0	0.57±0.03	
CD-27 13268	2M1850212-265525	9.65	6.99±0.01	6.38±0.04	6.18±0.02	M0.0	1.19±0.09	
Gl 762.1A	2M1931079+583509	7.20	5.77±0.04	4.61±0.03	4.46±0.00	K1.0	1.11±0.02	Note 25
Gl 762.1B	2M1931079+583509	7.90	5.77±0.04	5.36±0.03	5.21±0.00	K1.0	1.51±0.02	
Gl 770A	2M1954178-235628	6.97	5.50±0.25	4.90±0.25	4.80±0.25	K3.0	0.76±0.02	Note 26
Gl 770B	2M1954178-235628	6.97	5.50±0.25	4.90±0.25	4.80±0.25	K3.0	0.76±0.02	
Gl 778	2M2003521+232026	7.28	5.67±0.03	5.17±0.02	5.11±0.02	K1.0	0.96±0.03	
Gl 820A	2M2106534+384453	5.20	3.11±0.27	2.54±0.20	2.25±0.32	K5.0	-2.29±0.01	
Gl 820B	2M2106547+384427	6.03	3.55±0.28	2.89±0.22	2.54±0.33	K7.0	-2.29±0.01	
Gl 879	2M2256240-313355	6.48	4.53±0.03	3.80±0.21	3.81±0.24	K5.0	-0.59±0.02	
Gl 902.1	2M2339513-324436	7.18	5.79±0.03	5.33±0.02	5.26±0.01	K1.0	1.36±0.03	
LSR								
LSR0155+37	2M0155023+375802	14.80	10.48±0.02	9.86±0.02	9.56±0.03	M5.0	1.30±0.48	Note 27
LSR0510+27	2M0510201+271404	15.40	10.69±0.03	9.95±0.03	9.57±0.03	M6.0	0.70±0.48	Note 27
LSR0539+40	2M0539248+403843	17.00	11.10±0.02	10.42±0.03	10.00±0.03	M8.0	0.90±0.48	Note 27
LSR2000+30	2M2000057+305732	15.60	10.65±0.03	10.11±0.03	9.71±0.02	M5.5	0.90±0.48	Note 27
LSR1826+30	2M1826110+301419	19.36	11.66±0.03	11.16±0.03	10.80±0.04	M8.5	0.72±0.48	Note 28
LST1835+32	2M1835379+325954	18.27	10.27±0.03	9.58±0.05	9.15±0.04	M8.5	-1.19±0.01	Note 29

- Note. — Spectral types are taken from the PMSU for M dwarfs, and from either the CNS3 or Simbad for earlier-type stars.
- Notes: 1. All near-infrared magnitudes for bright stars are from the 2MASS full data release.
2. Relative magnitudes and spectral types for binary components are estimated using  $\delta V$  cited in the CNS3 and standard colour-magnitude relations, except as noted otherwise.
3. GJ 1005AB - relative magnitudes from Ianna *et al.*(1988).
4. LP 771-95/LP771-96 - see Delfosse *et al.*(1999b) and Jao *et al.*(2003).
5. Gl 140 A/B - see Weis (1991a) and Morlet, Salaman & Gili (2002).
6. Gl 185 A/B - relative optical magnitudes from Fabricius & Makarov (2000).
7. Assumed equal magnitudes.
8. Gl 234 B - optical data and sp. type from Chance & Hershey (1998).
9. Gl 268 A/B - rel. mags derived from mass estimates by Tomkin & Pettersen (1986) and mass luminosity relations by Henry &

McCarthy (1993).

10. Gl 268.3 - identified as SB2 by Delfosse *et al.*(1999b); assumed equal magnitudes.

11. Gl 278 D - YY Geminorum B.

12. LHS 1955 A/B - optical magitudes from Jao *et al.*(2003).

13. GJ 2069Aa/Ab - rel. magnitudes from Delfosse *et al.*(1999a).

14. GJ 2069B/C; Gl 381 A/B; LHS 2887 A/B; Gl 747 A/B; Gl 829 A/B - rel. magnitudes from Delfosse *et al.*(1999b).

Ségransan *et al.*, (2000) note the presence of a fifth star in the GJ 2069 system, GJ 2069D,  $\Delta = 0''.55$  and 3 magnitudes fainter than GJ 2069Aa ( $M_K \sim 10.0$ ).

15. Gl 508 A/B - optical data from Fabricius & Makarov; near-IR from Henry & McCarthy (1993).

16. Gl 630.1 Ab = CM Draconis B

17. relative magnitudes from Delfosse *et al.*(1999)

18. Gl 914 A/B/C: relative magnitudes inferred from analysis by Fernandes *et al.*(2002).

19. Gl 106 A/B: relative magnitudes deduced from the masses derived by Halbwachs *et al.*(2003) and mass-luminosity relations of Henry & McCarthy (1993).

20. Gl 233 Aa/Ab: OU Geminorum, relative magnitudes deduced from the masses derived by Halbwachs *et al.*(2003) and mass-luminosity relations of Henry & McCarthy (1993).

21. Gl 233B: Burnham's star (Burnham, 1891; Baize, 1972).

22. BD+39 2376A/B/C: also known as HIP 52600 and ADS 7915, the relative optical magnitudes for the AC+B pair are from van Biesbrock (1974); Hartkopf *et al.*(1994) identify component C based on speckle imaging. For present purposes, we assume that A and C constitute an equal-magnitude system.

23. Gl 453 is listed as an SB in the CNS3, but we have been unable to find subsequent confirmation in the literature.

24. Gl 649.1A/B/C: all three components are resolved in the full 2MASS data release.

25. Gl 762.1 A/B: Balega *et al.*(2002) give  $\delta V = 0.33$  mag.; we assume equal magnitudes at JHK.

26. Gl 770A/B: equal magnitude system, see Fekel & Beavers (1983).

27. See Lépine *et al.*(2002a) and Reid (2003 - Paper VI).

28. See Lépine *et al.*(2002b).

29. See Reid *et al.*(2002) - Paper IV in this series - for photometry and trigonometric parallax data.



Table 9. A rough guide to absolute J magnitudes for K/M dwarfs

$M_J$	(V-J)	(J- $K_S$ )	(H- $K_S$ )	$M_V$	Sp. Type
4.5	1.4	0.55	0.11	5.9	K2
5.5	2.3	0.8	0.16	7.8	M0
6.5	3.3	0.8	0.20	9.8	M1
7.5	4.0	0.75	0.25	11.5	M3
8.5	4.4	0.8	0.25	12.9	M4
9.5	4.6	0.85	0.30	14.1	M5
10.5	6.2	1.0	0.35	16.7	M6
11.5	7.5	1.25	0.42	19.0	M8
12.5	8.5	1.5	0.55	21.0	L0

Table A1. Photometric outliers in the rNLTT

$N_{NLTT}$	Name	$m_r$	Comment
166*	LP 824-355	14.4	cpm LP 824-355, $m_r=13.2$ , sep=7", V mag. probably affected
1574	LP 240-22	18.8	mismatch to 2MASS data for cpm, LP 240-23, 18.1
3411	G 268-98	13.5	mismatch to 2MASS data for cpm, BD-16:168, 9.0
5244	LP 468-114	17.0	mismatch to 2MASS data for cpm, LP 468-115, 13.2
6886	LP 829-5	18.8	WD?, mismatch to 2MASS data for cpm, LP 829-4, 15.2
7084*	G 73-27	14.3	cpm LP 469-118, 14.4, sep=3", JHK affected in 2M2nd
7679	LP 245-18	17.0	WD, mismatch to 2MASS data for cpm, G74-15 = GJ 3151A
8721	LP 470-44	18.7	mismatch to 2MASS data for cpm, LP 470-43, 13.1
9354	LP 198-66	17.1	mismatch to 2MASS data for cpm, G134-59, 12.5
10033	LP 411-59	16.0	merged with LHS 1509, 14.2
11110	LP 31-157	14.7	merged with LP 31-158, JHK may be affected
11112	LP 31-158	14.3	merged with LP 31-157, JHK may be affected
11139	LP 413-1	16.0	mismatch with cpm, LP 413-2, 10.8
13343*	BD+21:652	8.6	2MASS J, H photometry saturated
14262	LP 835-51	17.0	mismatch with 2MASS data for cpm, LP 835-52, 12.1
14342	LP 416-231	18.2	mismatch to field star; Correct ID 2MASS05010197+1552161, J=15.25, J-K=0.67
14868	BD-3:1061B	11.2	mismatch to BD-3:1061A, 8.4
15665	LP 658-112	18.2	mismatch to 2MASS data for cpm, G99-36, 14.1
17738*	LP 782-1	11.6	BD-15:1776, HIP 35633, $\pi_H = 17.7$ mas., Luyten $m_r$ too faint
18020	G 89-28	14.2	mismatch to cpm, G89-29, 12.1
19122	LP 664-38	17.4	prob. WD, mismatch to G113-17, 14.7
20777	LP 845-8	19.0	prob. WD, mismatch to cpm LP 845-9, 14.6
25280	LP 791-55	16.2	prob. WD, mismatch to BD-18:3019, 12.9
30211	LP 554-63	15.0	WD, mismatch to 2MASS data for cpm, LP 554-64, 12.8
31551	LP 377-48	16.0	mismatch to cpm, Ross 963, 10.9
32069	BD+0:2980	8.6	2MASS J, H photometry saturated
35133*	BD+15:2620	10.1	2MASS J, H photometry saturated
35442	LP 856-53	15.2	prob. WD, mismatch to LP 856-54, 12.4; 2MASS 13512268-2733574, J=14.91, J-K=0.16
36313*	Grw+69:5608	13.4	single, no obvious anomaly on 2MASS/POSS ( $m_p g - m_r$ )=0.6, type g - Luyten $m_r$ incorrect?
36746*	BD+19:2776	11.4	single, no obvious anomaly on 2MASS/POSS
37633	LP 271-32	18.8	prob. WD, mismatch to LP 271-33, 12.8
43834	LP 863-15	18.5	NLTT $m_r$ is incorrect, $m_r \sim 14$
44601	LP 920-43	13.4	elongated image on DSS/2MASS, probably binary
45041	LP 448-12	16.0	mismatch to 2MASS data for cpm, LP 448-11, 12.8
45190*	BD+68:946	9.3	2MASS J, H photometry saturated
46690	LP 229-17	11.5	GJ 4063, 2MASS JHK inaccurate
47625	BD+46:2654	11.2	G 208-16, 2MASS K mag. inaccurate
48991*	LP 514-18	13.5	G143-43, V=10.75; NLTT $m_r$ incorrect
49703	LP 693-351	19.0	NLTT B magnitude and rNLTT V are incorrect
51109*	LP 286-7	11.6	single, no obvious anomaly on 2MASS/POSS
52786	LP 639-15	17.0	mismatch to cpm, LP 699-14, 11.6
53861	LP 188-2	16.9	Luyten lists this star as a companion to G 215-46, $m_r=16.1$ , $\Delta=1''5$ , $\theta = 86^\circ$ 2MASS data show no evidence for elongation - see text

Table A1—Continued

$N_{NLTT}$	Name	$m_r$	Comment
55272*	LP 933-25	15.0	merged with LP 933-24, 11.0
56041	BD+48:3952B	10.0	mismatch with BD+48:3952A, 7.2
56911	LP 878-33	18.5	mismatch with cpm, LP 878-32, 13.0
58639	LP 879-49	17.5	mismatch with cpm, LP 879-49, 13.8

Note. — \* - additional observations included in the current program

Table A2. Comments on rNLTT stars

$N_{NLTT}$	Name	$m_r$	Comment
2804	LP 350-19	12.0	merged with cpm, LP 350-20, 11.7
2805	LP 350-20	11.7	merged with cpm, LP 350-19, 12.0
3462	LP 406-76	11.7	merged with cpm, LP 406-77, 11.7
3463	LP 406-77	11.7	merged with cpm, LP 406-76, 11.3
3482	LP 194-20	13.7	mismatch to 2MASS data for cpm, G 132-51, 12.7
3642	LP 294-49	14.1	merged with cpm, G 132-54, 14.9
3916	LP 767-16	13.6	merged with cpm, LP 767-17, 14.1
3917	LP 767-17	14.1	merged with cpm, LP 767-16, 13.6
5504	LP 768-26	12.2	merged with cpm, LP 768-27, 12.7
5505	LP 768-27	12.7	merged with cpm, LP 768-26, 12.2
6606	LP 828-46	15.0	merged with cpm, LP 828-45, 14.5
6680	LP 469-41A	14.1	merged with cpm, LP 469-41B, 14.2
6681	LP 469-41B	14.2	merged with cpm, LP 469-41A, 14.1
6704	LP 884-75	13.6	close double?, sp=M0.5, barely consistent with $(m_r - K_S)=4.9$
7318	LP 649-66	12.1	merged with cpm, LP 649-67, 12.2
7319	LP 649-67	12.2	merged with cpm, LP 649-66, 12.1
8465	LP 298-7	12.6	merged with cpm, LP 298-8, 12.8
8466	LP 298-8	12.8	merged with cpm, LP 298-7, 12.6
11834	BD+38:807	10.8	listed as binary system in rNLTT
12688	LP 414-108	13.3	close double, suspect 2MASS photometry. Not listed as such in NLTT, sp.type=g-k
13437	LP 715-51AB	11.5	listed as binary system in rNLTT, Hipparcos
15845	G 100-48	13.8	previously uncatalogued companion, $m_r \sim 17.5$ , 2MASS05571910+1708279, J=11.80, H=11.30, K=11.00
16695	BD-10:1583	10.8	listed as binary system in rNLTT, Hipparcos
16784	LP 363-7	13.6	previously unrecognised companion, 2MASS06385265+2255115, J=12.24, H=11.62, K=11.34
18027	L 456-55	11.2	listed as binary system in rNLTT
19133	LP 664-38	17.4	mismatch to 2MASS data for cpm, G 113-17, 14.7
20496	LP 726-18	12.0	merged with cpm, LP 726-19, 12.5
20497	LP 726-19	12.5	merged with cpm, LP 726-18, 12.0
20589	LP 606-27	13.4	merged with cpm, LP 606-28, 11.2
25612	LP 731-15	15.0	merged with cpm, LP 731-14, 14.5
26194	BD-3:3040	10.4	listed as binary system in rNLTT, ADS 8048BC
28729	LP 319-36	14.0	merged with cpm, LP 319-37, 13.0
30211	LP 554-63	15.0	WD, mismatch to 2MASS data for cpm, LP 554-64, 12.4
31576	LP 171-46	13.2	mismatch to 2MASS data for cpm, G 198-71, 10.1
33949	LP 65-440	14.2	merged with cpm, G 238-34, 13.4
35585	LP 270-9	17.4	mismatch to 2MASS data for cpm, LP 270-8, 15.7
40101	LP 68-70	15.8	merged with cpm, LP 68-71, 16.1
40102	LP 68-71	16.1	merged with cpm, LP 68-70, 15.8
44624	LP 277-26	14.8	mismatch to 2MASS data for cpm, Wolf 692, 13.2
45088	T 36	16.2	crowded, low-latitude field, no evidence for motion
45242	LP 44-48	13.9	mismatch to 2MASS data for cpm, LP 44-47, 12.1
45974	G 154-45	14.1	DA, JHK photometry affected by IRAS 18049-1417
47260	G 229-20	13.0	merged with cpm, LP 141-13, 13.2
47261	LP 141-13	13.2	merged with cpm, G 229-20

Table A2—Continued

$N_{NLTT}$	Name	$m_r$	Comment
48070	LP 813-5	14.5	merged with cpm, LP 813-6, 13.4
48223	BD+31:3767A	10.1	G1 767A, merged with BD+31:3767B, 10.8
48224	BD+31:3767B	10.8	G1 767B, merged with BD+31:3767A, 10.1
49365	BD+26:3915	10.8	HD 340345, close binary system
50692	LP 637-5	16.2	merged with cpm, LP 637-4, 15.0
51535	LP 638-79	11.2	close binary system, Balega et al, 2002
53279	LP 639-15	17.0	may not be real, mismatch to 2MASS data for LP 699-14
53719	LP 931-58	14.0	merged with cpm, LP 931-57, 13.1
54303	LP 288-40	18.2	mismatch to 2MASS data for cpm, LP 288-39, 16.3
54522	G 27-39	14.9	close pair, Sp=M0.5 d~90pc
54777	R 223B	12.7	merged with Ross 223A, 10.4
56476	BD-5:5966B	11.0	JHK affected by BD-5:5966A (96 Aqr, $\pi = 28.7$ mas)
56598	LP 290-18	15.0	mismatch to 2MASS data for cpm, G 190-19, 13.1
57086	LP 462-51	12.2	merged with cpm, LP 462-52, 11.6
57087	LP 462-52	11.6	merged with cpm, LP 462-51, 12.2
57491	LP 763-43	15.1	merged with cpm, LP 763-44, 16.0
57498	LP 763-44	16.0	merged with cpm, LP 763-43, 15.1
57499	LP 763-45	15.1	looks extended on I-band/2MASS
58510	LP 704-11	13.7	merged with cpm, LP 704-12, 12.2

This figure "Reid.fig2.gif" is available in "gif" format from:

<http://arxiv.org/ps/astro-ph/0404061v1>