

# Memberships and CM Diagrams of the Open Cluster NGC 7243

E.G. Jilinski<sup>1,2,3</sup>, V.N. Frolov<sup>1</sup>, J.K. Ananjevskaja<sup>1</sup>, J. Straume<sup>4</sup>, and  
N.A. Drake<sup>2,5</sup>

<sup>1</sup> Main Astronomical Observatory, Pulkovo, St. Petersburg, Russia

<sup>2</sup> Observatório Nacional/MCT, Rio de Janeiro, Brazil

<sup>3</sup> Laboratório Nacional de Computação Científica/MCT, Petropolis, Brazil

<sup>4</sup> Radioastrophysical Observatory, Baldone, Riga, Latvia

<sup>5</sup> Sobolev Astronomical Institute of St. Petersburg State University,  
St. Petersburg, Russia

**Abstract.** The results of astrometric and photometric investigations of the open cluster NGC 7243 are presented. Proper motions of 2165 stars with root-mean-square error of  $1.1 \text{ mas yr}^{-1}$  were obtained by means of PDS scanning of astrometric plates covering the time interval of 97 years. A total of 211 cluster members down to  $V = 15.5$  mag have been identified.  $V$  and  $B$  magnitudes have been determined for 2118 and 2110 stars respectively. Estimations of mass ( $348M_{\odot} \leq M_{TOT} \leq 522M_{\odot}$ ), age ( $t = 2.5 \cdot 10^8 \text{ yr}$ ), distance ( $r = 698 \text{ pc}$ ) and reddening ( $E_{B-V} = 0.24$ ) of the cluster NGC 7243 have been made.

**Key words.** open clusters and associations: general - open clusters and associations:  
individual: NGC 7243

## 1. Introduction

The open cluster NGC 7243 is located in the Lacerta constellation. It has the following coordinates:  $\ell = 98^{\circ}9$ ,  $b = -5^{\circ}6$ ,  $\alpha = 22^{\text{h}}15^{\text{m}}$ ,  $\delta = +49^{\circ}53'$  (2000.0). In the Lyngå (1987) catalogue it is classified as Trümpler (1930) class II 2m with 40 cluster members and an angular diameter of  $21'$ . Early investigations of this cluster led Raab (1922) to the conclusion that, in fact, it consisted of two clusters, but a lack of sufficient observational data made it impossible to check this statement at that epoch. Zug (1933) was the

*Send offprint requests to:* E.G.Jilinski, Observatório Nacional/MCT, Rua Gal. Jose Cristino 77, São Cristovão, Rio de Janeiro, Brazil. e-mail: jilinski@on.br

first investigator to study the interstellar absorption in the cluster area. He denoted the brightest stars and these numbers are still used in some papers. Relative proper motions of 814 stars in the cluster area were for the first time obtained by Lengauer (1937) from plates taken with the Normal Astrograph of the Pulkovo Observatory with a 33 years mean epoch difference. As a result, 32 cluster members were selected. Later Rahmatov and Muminov (1985) determined proper motions of 1287 stars in the region of NGC 7243 using the plates of the Normal Astrograph in Tashkent (Uzbekistan) as the first epoch plates. Due to intensive urban light pollution, the second epoch plates had to be taken with the 40 cm Zeiss Astrograph of the Kitab Latitude Station (Uzbekistan). In the circle of  $40'$  radius, 28 possible cluster members with a membership probability of more than 50% were selected. van Schewick (1957) using only one pair of plates confirmed the existence of cluster members, previously found by Lengauer, but did not add any one new. Unfortunately, none of the above mentioned investigations, for one reason or another (absence of photometric data, small epoch difference, small number of plate pairs, etc.) permitted to select all probable members of the cluster NGC 7243 in the observed magnitude range and to estimate membership probabilities.

The Main Astronomical Observatory at Pulkovo has 19 first epoch plates (obtained from year 1897 to 1949). This allows to solve the astrometric part of the problem with a high degree of confidence. For a reliable segregation of the cluster members it is necessary to use photometric data based on the international photometric system.

Photometric plates of the NGC 7243 region in  $B$  and  $V$  passbands were obtained with the Schmidt Telescope (80/120/240) of the Latvian Radioastrophysical Observatory.

## 2. Observations

The observational material used for the determination of the relative proper motions in the field of NGC 7243 is shown in Table 1. All plates are from the Normal Astrograph Collection of Pulkovo Observatory. The Pulkovo Normal Astrograph has a diameter of 33 cm, and a scale of  $60'' \text{ mm}^{-1}$ . All plates are in the  $m_{pg}$  passband and have been obtained with exposition times listed in Table 1. The plate and film material used for the  $BV$  photometry is shown in Table 2.

## 3. Astrometry

The deepest plate (K 11) was measured by means of the semi-automatic coordinate measuring machine “Askorecord” with a precision of about 0.01 mm. Serial numbers from 1 up to 2623 were assigned to all stars in a square size of  $80' \times 80'$  centered on the cluster. These positions were used as preliminary ones when all plates were scanned with the Observatório Nacional (Brazil) PDS 1010 microdensitometer. The stellar images were analyzed with a  $10 \times 10 \mu\text{m}$  diaphragm. The plates were scanned in two orientations with

**Table 1.** Astrometric plate material

Plate	Exposure (min)	Epoch	Quality
Early epoch			
A 202	20	1897 Aug 13	poor
A 346	30	1899 Sep 5	good
A 525	62	1901 Sep 14	good
A 708	60	1903 Sep 24	poor
A 976	22	1907 Sep 11	high
B 261	30	1910 Oct 11	good
C 995	30	1933 Nov 23	high
C 996	40	1933 Nov 23	high
C 997	30	1933 Nov 23	high
K 11	80	1934 Feb 9	high
D 232	21	1949 Oct 30	good
Recent epoch			
15453	10	1987 Oct 18	good
15454	10	1987 Oct 18	good
17670	10	1995 Oct 15	high
17671	20	1995 Oct 15	high
17696	10	1996 Jan 24	good
17697	10	1996 Jan 24	high
17704	10	1996 Jan 25	poor

**Table 2.** Photometrical plate material

Plate	Epoch	Passband	Photomaterial	Quality
18575	1991 Jan 13/14	<i>V</i>	A600 H + YG 17	high
19026	1992 Jan 25/26	<i>V</i>	A600 H + YG 17	high
19027	1992 Jan 25/26	<i>V</i>	A600 H + YG 17	high
19202	1992 Aug 27/28	<i>V</i>	A600 H + YG 17	high
18536	1990 Dec 16/17	<i>B</i>	ZU 21 + GG 13	high
19028	1992 Jan 25/26	<i>B</i>	ZU 21 + GG 13	good
19230	1992 Dec 17/18	<i>B</i>	ZU 21 + GG 13	high

a 180 degrees rotation to eliminate possible errors of the image treatment and to minimize the influence of systematic errors of the PDS microdensitometer. The analysis and comparison of the direct and reverse measurements permitted to evaluate the random and systematic errors of measurements as  $\pm 1.5 \mu\text{m}$  in both coordinates.

The star image positions were determined through two-dimensional elliptical Gaussian fits to the matrix of pixels of the image. These calculated positions of the stars do not depend on the orientation of the scanning.

**Table 3.** Plate pairs used for the proper motions determination

Pair	Plates	Epoch difference yr	Pair	Plates	Epoch difference yr
1	A 346-17696	97	6	C 995-17671	62
2	A 525-17697	95	7	C 996-17670	62
3	A 708-15453	84	8	C 997-17671	62
4	A 976-15670	88	9	K 11-17696	62
5	B 256-15454	77	10	D 232-17697	47

The method used for proper motion determination traditionally suggests compiling of plate pairs. The combinations of plates that form such pairs, are listed in Table 3.

The mean epoch difference is 74 years. Some of the second epoch plates were used in the pairs twice. This was caused by unfavorable conditions of observation at Pulkovo Observatory due to urban lights. The plate 17704 was excluded because of poor quality of measurements. Besides, nine plates of the first epoch being not deep enough were not used.

The positions of stars on all plates were related to one conventional center (star 898 in our catalogue). The plates of the second epoch were used as plates of comparison, therefore the coordinate axes on the plates were rotated so that the axis  $Y$  was oriented along the sky meridian. For this purpose stars from the catalogue AGK 3 were used.

The reference stars were chosen in the  $B$  magnitude interval between 13.5 mag and 14.5 mag. To avoid the so-called “cosmic” error, i.e. the position change of a system of reference stars because of their real movements, the following operation was applied. All the plates used were transferred on one - D 232, as far as its epoch is median for all others. Then for each reference star candidate, graphics were considered, where on abscissa the epoch of plates and on ordinate - coordinate  $X$  or  $Y$  of the star were plotted. Further, a straight line was drawn by least square fitting. The star was included in the reference stars list, only if this straight line was parallel to the coordinate axis, which testified the absence of an appreciable proper motion.

Thus, 99 reference stars (of average  $B$  magnitude equal to 14.04) existing on all plates and uniformly distributed in the studied region, except the cluster area itself, were selected.

Quadratic polynomial approximations were used to match the position of the star on the the 1-st epoch plate to that of the 2-nd epoch:

$$ax + by + cxy + dx^2 + ey^2 + f = \Delta x \quad (1)$$

$$a'x + b'y + c'xy + d'x^2 + e'y^2 + f' = \Delta y$$

The mean errors of stars relative proper motions for each plate pair are given in Table 4.

**Table 4.** Errors of stars relative proper motions obtained using different plate pairs

Plate pair	Number of stars	$\epsilon_x$ (mas yr <sup>-1</sup> )	$\epsilon_y$
1	2025	3.37	2.73
2	1923	3.05	2.62
3	2121	2.77	2.34
4	2140	2.42	2.08
5	2122	2.94	2.65
6	2026	3.37	3.25
7	2084	3.15	2.86
8	2107	3.30	2.92
9	1956	3.99	3.29
10	1716	4.33	4.13

In calculating average values of  $\mu_x$  and  $\mu_y$ , weights of individual plate pairs were not taken into account since the difference between the mean and weighted mean do not exceed the accidental errors. Values of the estimated root-mean-square (rms) errors of the obtained proper motion errors do not depend on the position of a star in the studied field, but increase 1.5 times from bright to faint stars. The mean rms errors of the proper motion components for all observed magnitudes are the following:

$$\sigma_x = \pm 1.09 \text{ mas yr}^{-1}, \quad \sigma_y = \pm 0.96 \text{ mas yr}^{-1}.$$

In the whole, relative proper motions were determined for 2165 stars in the investigated region.

#### 4. Photometry

Photographic *BV* photometry of the stars in the cluster area was made using the material described in Section 2. The measurements of the plates were performed by means of the microphotometer “Sartorius” with an iris diaphragm. The fluctuations of the zero-point of the scale of the device during the measurements were checked and introduced into instrumental magnitudes as correspondent corrections. The measured area is characterized by the existence of a large amount of weak stars forming a rather irregular background. For this reason, more than 10% of all stars of the catalogue are either blended or fall simultaneously in the field of view of the device. Besides this, in the diaphragm, together with a measured star, often enter one or several weak stars that are not numbered. Nevertheless, the measurements of such stars were done. Stellar magnitudes obtained this way are approximate as their errors are as high as 0.5 mag. In the final catalogue they are denoted by an attribute “:”. Other doubtful cases, for example, the absence of a star on one of the plates and etc. are marked by colon too.

Usually in measurements with iris-photometers, the background of a plate is considered as regular and is not specially taken into account. But for the field of NGC 7243 it is not so, mainly in the neighbourhood of bright stars, of which, at the first sight, the cluster consists. That is why each plate was measured twice: with a consideration of the background and without it. The comparison of the results showed that consideration of the background improves a convergence of magnitude values obtained with different plates not more than for 0.02 mag, considerably less than the photometric error (0.05 mag). However, in the final catalogue photometry obtained with the accounting of the background is given using the well-known formula of Weaver (1962)

$$d^2 = D^2 - (d_f^2 - d_{sf}^2), \quad (5)$$

where  $D$  - aperture reading at prompting on a star,

$d_f$  - aperture reading for an average background near the star,

$d_{sf}$  - aperture reading for an average standard background,

$d$  - aperture reading for a star, related to an average standard background. The background near each star was measured from two up to four times with subsequent averaging.

The photometric calibration of every photometric plate was done using photoelectrically measured  $B$  and  $V$  magnitudes of stars in the region of NGC 7243, published in two works: Mianes & Daguillon (1956) and Hill & Barnes (1971) (hereafter referred to as MD and HB respectively). In the first work the number of stars is 39, in the second - 20, with 9 common stars. Since there is a systematic difference between these two sets of the standards, the work of MD was used as the principal and the values  $B$  and  $V$  from the work of HB were reduced to its system. Three stars from the GSC (Lasker et al. 1988) were added to this list. The full list of the photoelectric standards is given in Table 5.

About 30 stars spreading regularly in the whole range of magnitudes were used for plotting characteristic curves. Unfortunately, the number of photoelectric standards for faint stars is extremely low, and that results in an almost double increasing of the error. The characteristic curves for every photometric plate were fitted by polynomials. As an example of the calibration, a characteristic curve for the plate 19026 is presented in Fig. 1.

Instrumental magnitudes were transformed into  $B$  and  $V$  taking into account the colour equation (CE):  $V$  magnitude varies on 0.05 mag, while  $B - V$  changes from  $-0.20$  to 2.11, for the  $B$  magnitude this variation reaches 0.15 mag. These CEs were used for every  $B$  or  $V$  plate transformation. The resulting  $B$  and  $V$  magnitudes are free of CE.

The external rms errors of our photometry calculated relative to the corresponding photoelectric values for 39 stars are the following:

$$\sigma_V = \pm 0.05 \text{ mag}, \quad \sigma_{B-V} = \pm 0.07 \text{ mag}.$$

The internal rms errors were calculated only for stars with reliable photometry. Blended stars or stars contacted with not denoted ones, as well as stars that had not been measured, for some reason or another, on all plates obtained in the same passband were

**Table 5.** Photoelectric photometric standard stars in the region of NGC 7243

This paper	Len- gauer	$V$	$B - V$	$U - B$	Notes	This paper	Len- gauer	$V$	$B - V$	$U - B$	Notes
912	475	8.43	0.11	-0.20		869	382	11.35	0.64	0.16	*
909	480	8.74	0.12	-0.22	P	892	489	11.44	1.44	1.38	
757	482	9.07	0.14	-0.23		743	476	11.55	0.33	0.20	
879	377	9.21	0.08	-0.30	*	761	485	11.68	0.29	0.22	
1085	380	9.22	0.09	-0.22		775	497	11.22	0.27	0.19	
895	362	9.25	0.15	-0.23	*	1086	379	11.74	0.25	0.19	
902	358	9.35	0.13	-0.21	Q	1097	384	11.79	0.26	0.18	
896	361	9.60	0.12	-0.26	*	897	363	11.79	0.26	0.16	
1078	370	9.93	0.05	-0.26		881	372	11.80	0.23	0.18	
771	490	10.10	0.12	-0.26		762	488	11.82	0.62	0.18	T
898	360	10.27	1.75	2.10		1068	364	11.93	0.39	0.23	
1099	386	10.27	0.15	-0.06	R *	1084	378	12.08	0.27	0.20	*
776	496	10.39	0.13	-0.08		781	502	12.19	0.42	0.30	
908	350	10.40	0.45	0.20		907	355	12.20	0.72	0.29	
880	373	10.50	0.62	0.16	*	778	501	12.21	0.34	0.24	
876	510	10.54	0.19	0.00		922	338	12.29	0.40	0.28	
1081	374	10.66	0.72	0.27		888	366	12.30	0.45	0.36	
768	493	10.73	0.21	-0.05		1090	376	12.37	0.44	0.28	*
924	471	10.76	0.20	-0.01		905	483	12.41	0.48	0.29	
1104	392	10.86	0.13	0.00		875	511	12.42	0.37	0.26	
1075	368	10.89	0.14	-0.01		877	375	12.50	0.46	0.26	
874	513	11.08	0.70	0.25	S *	772	494	12.66	0.41	0.28	
759	484	11.15	0.22	0.05		792	515	12.69	0.42		G
904	487	11.20	0.18	0.01	*	793		12.77	1.29		H
780	503	11.24	0.29	0.21	*	884	505	12.83	0.25	-0.02	
886	369	11.34	0.19	0.11	*	918		15.04	0.73		I

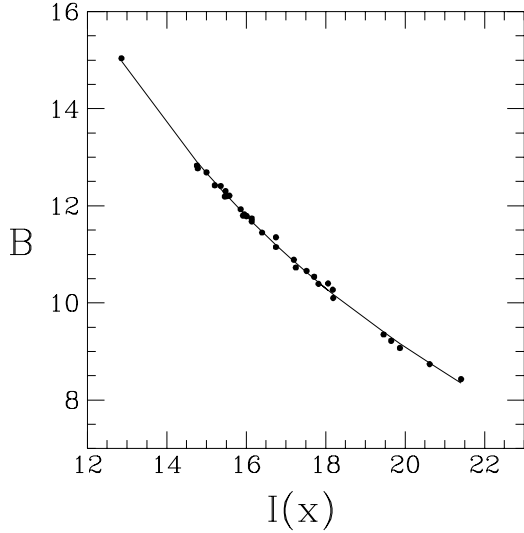
1) \* - the star merging in blend or close contact with weak star(s) without number

2) By capital letters are denoted the stars of the photometric sequence of the catalogue GSPS (plate P-188)

3) For the star 886 in the catalogue of MD faulty photometry is given

4) The star 872 (512) is not included in the list, since its  $V$  magnitude determined by us is one magnitude brighter than that given in MD (MD:  $V = 12.62$  mag,  $B - V = 0.35$  mag; the authors catalogue:  $V = 11.52$  mag,  $B - V = 0.24$  mag)

excluded. Finally, photometric magnitudes  $B$  and  $V$  were obtained for 2110 and 2118 stars respectively. Photometry errors increase slightly from the center of the plate to its edges. The following values of the internal rms errors of the photometry were adopted:  $\sigma_V = \pm 0.04$  mag,  $\sigma_B = \pm 0.06$  mag,  $\sigma_{B-V} = \pm 0.07$  mag.



**Fig. 1.** Characteristic curve for the plate 19026.  $I(x)$  are readings of the iris microphotometer “Sartorius” and  $B$  are corresponding photoelectric stellar magnitudes from Table 5.

## 5. Members segregation

Proper motions used for open cluster membership segregation should be free of any systematic errors. The most important systematic error is the magnitude equation (ME) or the dependence of the observed star positions and the derived proper motions on stellar magnitudes.

If all observations were done with the same telescope and with a similar type of astroplates, under similar observational conditions (hour angles, zenith distances, coordinates of astroplate centers etc.) all star positions observed at different epochs would be contaminated with nearly the same systematic errors. The resulting proper motions, calculated as the difference of star positions at different epochs, would be free of the principal systematic errors.

The methods of ME estimation used in Pulkovo Observatory were described in details by Lavdovsky (1961). All proposed methods assume preliminary separation of cluster members from background stars and are based either on the analysis of proper motions of background stars only (first method), or of probable cluster members only (second method).

In the first method, if we exclude from consideration the most dense part of the VPD, we exclude the main part of probable cluster members. At the same time, stars with very high proper motions ( $> 50 \text{ mas yr}^{-1}$ ) should be eliminated too. The residual stars are (mostly) the background stars and their proper motions reflect the solar motion to the Apex. The background stars are distributed randomly in a space, so fainter stars are, on



average, situated at larger distances from the Sun. Thus, the parallactic displacements caused by solar motion are smaller for fainter stars. These statistical parallactic displacements were calculated for different stellar magnitude range using the tables published by Zhukov (1966). When these statistical parallactic displacements are eliminated from the observed proper motions, the residual dependence on stellar magnitude presents the ME. The obvious disadvantage of this method is a very low precision of the secular parallaxes determined till now. At best, this method permits to estimate the linearity and the slope of ME for all observed stellar magnitudes.

In the second method, the estimation of the ME was based on the proper motions of cluster members preliminary selected by radial velocities. In Table 6 we collected all stars with known radial velocities in the cluster region. Data from HB and Barbier-Brossat & Figon (2000) were used. Firstly, we excluded from the consideration the stars known to be spectral binaries and determined the mean radial velocity ( $\overline{V}_{\text{rad}}$ ) and its standard deviation ( $\sigma$ ). After that, all stars with the radial velocities  $|V_{\text{rad}} - \overline{V}_{\text{rad}}| > \sigma$  were excluded too. Thus, we obtained the mean cluster radial velocity of  $-11.1 \pm 1.2 \text{ km s}^{-1}$  for 22 stars marked with symbol † in Table 6. This value was accepted as the mean radial velocity of the cluster. If we consider that these 22 stars are real cluster members, they should have the same values of proper motions. But, in reality, the dependence of the observed proper motions on stellar magnitude was found for these 22 stars which permitted us to estimate the ME as  $+0.59 \pm 0.07 \text{ mas yr}^{-1} \text{ mag}^{-1}$  for  $\mu_x$ , and  $0.00 \pm 0.05 \text{ mas yr}^{-1} \text{ mag}^{-1}$  for  $\mu_y$ . However, because radial velocities were determined for a small number of bright stars ( $B \leq 12.5 \text{ mag}$ ) only, the value of ME remains unclear as well as a possibility of linear extrapolation of ME for faint stars.

To clarify the matter, another method of cluster members preselection was used too. If we construct the CMD excluding stars with  $B - V > 1.0$  and lying far from the most dense part of the VPD, we can obtain the first approximation of the cluster main sequence. Using this criterion, we selected 310 probable cluster members. They allowed to evaluate the ME as  $+0.51 \pm 0.05 \text{ mas yr}^{-1} \text{ mag}^{-1}$  for  $\mu_x$ , and  $-0.35 \pm 0.04 \text{ mas yr}^{-1} \text{ mag}^{-1}$  for  $\mu_y$ . These values confirm the character of the previous magnitude restricted determination, but, and this is extremely important, they show the same character as the ME determined in the method of statistical parallaxes for all observed magnitude  $8.5 \text{ mag} < B < 15.5 \text{ mag}$ .

Finally, we tried to estimate the ME by comparing the obtained proper motions with absolute ones obtained in the space projects HIPPARCOS and Tycho. However, it is difficult to determine the ME comparing our proper motions with these of HIPPARCOS. Our catalogue of more than 2000 stellar proper motion determinations in the region of NGC 7243 covering a small field of 6400 square arcminutes, contains only five stars common with HIPPARCOS. All of them are in the  $8.5 - 9.8$  magnitude range and a comparison of the proper motions does not permit to make any significant conclusions about the ME.

The proper motions presented in Tycho-2 catalogue are derived using mainly photographically observed first epoch positions. However, a large number of stars common with HIPPARCOS in all observed magnitude range, permitted to correct the main part of the principal systematic errors, including ME, in Tycho-2. In the studied field of NGC 7243 we found 280 stars common with Tycho-2. The ME obtained as the result of comparison of proper motions with Tycho-2 can be presented as:

$$+0.52 \pm 0.17 \text{ mas yr}^{-1} \text{ mag}^{-1} \text{ for } \mu_x,$$

$$-0.53 \pm 0.22 \text{ mas yr}^{-1} \text{ mag}^{-1} \text{ for } \mu_y.$$

The low relative precision of the obtained ME and, in principal, the narrow range of stellar magnitudes does not permit to apply them directly to correct the observed proper motions but permit to confirm the previously determined values of ME.

On the other hand, the realized comparison permits (taking into account the errors of our catalog) to estimate the accidental errors of Tycho-2 proper motions as:

$$\sigma_x = \pm 3.0 \text{ mas yr}^{-1}, \quad \sigma_y = \pm 3.6 \text{ mas yr}^{-1}.$$

Finally, the ME obtained on the base of 310 preliminary photometrically selected cluster members was applied for every plate pair used for mean proper motion determinations. It was shown, that the same ME, within the error bars, may be used for all plate pairs. This circumstance gave us an opportunity to use this ME in our following investigations applying the corrections caused by the ME to all determined proper motions.

The procedure for a final selection of cluster members described below permitted to create the list of probable cluster members. The original (or observed) proper motions of these probable cluster members were studied for an eventual existence of ME. The ME obtained in the second approximation shows a linear character with the following regression coefficients (for the whole magnitude range):

$$+0.49 \pm 0.05 \text{ mas yr}^{-1} \text{ mag}^{-1} \text{ for } \mu_x,$$

$$-0.17 \pm 0.06 \text{ mas yr}^{-1} \text{ mag}^{-1} \text{ for } \mu_y.$$

All proper motions derived in our investigation, were corrected using this ME for all observed stellar magnitudes. The resulting ME is shown on Fig. 2. The third approximation, carried out following the same scheme, does not show any significant residual ME.

The cluster member selection was done based on VPD and CMD. For these purposes, a preliminary catalogue was constructed including all stars having originally determined proper motions and reliably determined  $B$  and  $V$  magnitudes (in the published version of the catalogue the values without symbol “:”). In every possible case, photographic photometric data were substituted by their photoelectric counterparts. The VPD and CM diagram were constructed for all 1688 stars of this preliminary catalogue (Figs. 3 and 4). Fig. 5 presents an enlarged central part of the VPD. No condensation corresponding to the cluster can be seen.

**Table 6.** Field stars and the cluster members selected in the previous works

Star numbers derived from					Star numbers derived from				
This paper	Lengauer	Scheick	Muminov	$V_{\text{rad}}$ km sec <sup>-1</sup>	This paper	Lengauer	Scheick	Muminov	$V_{\text{rad}}$ km sec <sup>-1</sup>
166	785			+7.4	891	492*	59*	632	
303	735			-34.8	895 <sup>†</sup>	362	57*		-4.0
350	754			-27.8	896	361*	56*	625	-11.0
553 <sup>†</sup>	649			-18.3	897	363*	58	626	
616	500*	77	676		902 <sup>†</sup>	358	49*	597	-15.0
743	476*	23	475	-52.0	904	487*	52*	607	-35.0
744	473*	13*	440		905	483	46*	586	
757 <sup>†</sup>	482*	42*	567	-8.0	909	480*	33*	516	-11.0
759 <sup>†</sup>	484*	44*	587	-13.0	912 <sup>†</sup>	475*	21*	467*	-13.0
761 <sup>†</sup>	485*	48	592*	-11.0	922	338*	7	393*	
768	493			+6.0	924 <sup>†</sup>	471*	11*	416	-7.0
771	490*	57*	628	+5.0	1000	306			+9.2
775 <sup>†</sup>	497*	75	672	-27.0	1068	364	65*	642	
776 <sup>†</sup>	496*	71*	661	-6.0	1075 <sup>†</sup>	368*	83*	696	-5.0
778	501*	78	682		1078 <sup>†</sup>	370*	85*	714	-12.0
780 <sup>†</sup>	503*	80*	685	-6.0	1081	374*	91	751	
814 <sup>†</sup>	527			-24.0	1084	378*	96*	769	
869	382*	109	808		1085 <sup>†</sup>	380*	102*	783	-23.0
872 <sup>†</sup>	512*	99*	785	-18.0	1086	379	100*	782*	-37.0
876	510*	88*	731	+3.0	1097 <sup>†</sup>	384*	111*	816	-20.0
879 <sup>†</sup>	377*	94*	765	-13.0	1099 <sup>†</sup>	386	114	828	-9.0
881 <sup>†</sup>	372	89	745	-4.0	1104 <sup>†</sup>	392	125	892	-11.0
886 <sup>†</sup>	369	84*	699	+4.0	1737 <sup>†</sup>	181			-14.3

\* - previously determined cluster members,

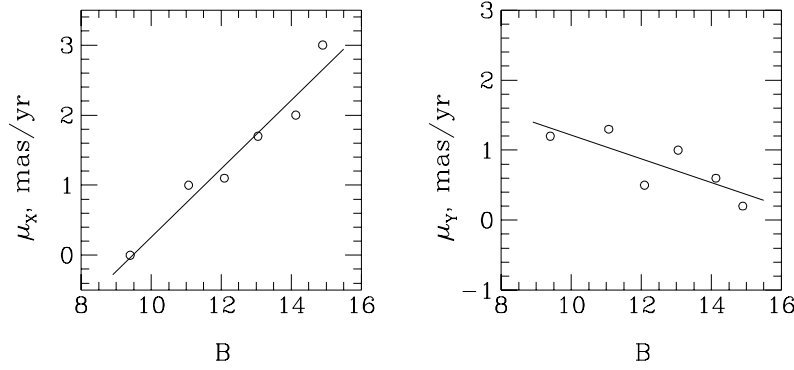
<sup>†</sup> - probable cluster members based on the radial velocity,

stars 743, 768, 771, 896, 904, 909, 1085, and 1086 are spectroscopic binaries

Probable ‘‘astrometric’’ cluster members were determined by the formula proposed by Vasilevskis et al. (1958) and Sanders (1971) based on the idea that proper motion distributions for cluster and field stars were bivariate Gaussian distributions, circular for the cluster and elliptical for the field. Thus, each point of the VPD takes part in two Gaussian distributions: that of the cluster  $\Phi_c(\mu_x, \mu_y)$  and that of the field  $\Phi_f(\mu_x, \mu_y)$ :

$$\Phi(\mu_{x_i}, \mu_{y_i}) = \Phi_c(\mu_{x_i}, \mu_{y_i}) + \Phi_f(\mu_{x_i}, \mu_{y_i}),$$

$$\Phi_c(\mu_{x_i}, \mu_{y_i}) = \frac{N_c}{2\pi\sigma^2} \times \exp \left\{ -\frac{1}{2} \left[ \left( \frac{\mu_{x_i} - \mu_{x_0c}}{\sigma} \right)^2 + \left( \frac{\mu_{y_i} - \mu_{y_0c}}{\sigma} \right)^2 \right] \right\}, \quad (2)$$



**Fig. 2.** Final magnitude equation. Points present mean proper motions of selected cluster members for different stellar magnitude groups. The analytical ME is obtained as a linear fitting to the  $\mu_x$  and  $\mu_y$  components

$$\Phi_f(\mu_{x_i}, \mu_{y_i}) = \frac{N_f}{2\pi\Sigma_x\Sigma_y\sqrt{1-r^2}} \times \exp \left\{ -\frac{1}{2(1-r^2)} \left[ \left( \frac{\mu_{x_i} - \mu_{x_0f}}{\Sigma_x} \right)^2 + \left( \frac{\mu_{y_i} - \mu_{y_0f}}{\Sigma_y} \right)^2 - 2r \frac{(\mu_{x_i} - \mu_{x_0f})(\mu_{y_i} - \mu_{y_0f})}{\Sigma_x\Sigma_y} \right] \right\}$$

where  $N_c$  - normalized number of cluster stars,

$N_f$  - normalized number of field stars,

$\sigma$  - standard deviations for stars of the cluster,

$\Sigma_x, \Sigma_y$  - standard deviations for the field stars,

$r$  - correlation coefficient, relating to the orientation of the ellipse describing the distribution of field stars,

$\mu_{x_0c}, \mu_{y_0c}, \mu_{x_0f}, \mu_{y_0f}$  - coordinates of centers of distribution on the VPD of the cluster and field stars,

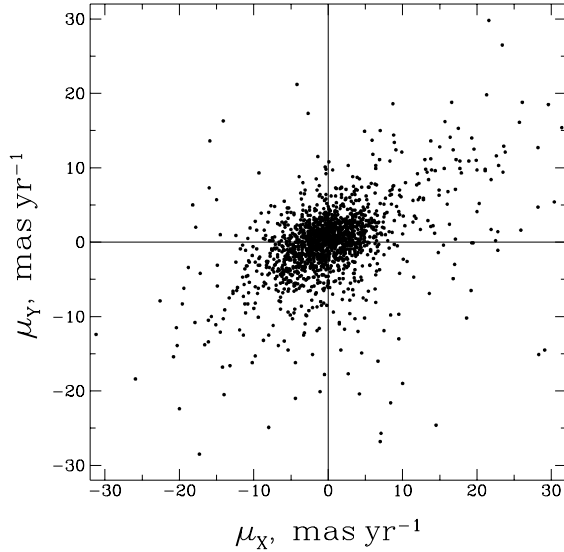
$\mu_{x_i}, \mu_{y_i}$  - proper motion in  $x$  and  $y$  for the  $i^{th}$  star.

Individual membership probability of a star is determined by its position on the VPD and is calculated by the following formula:

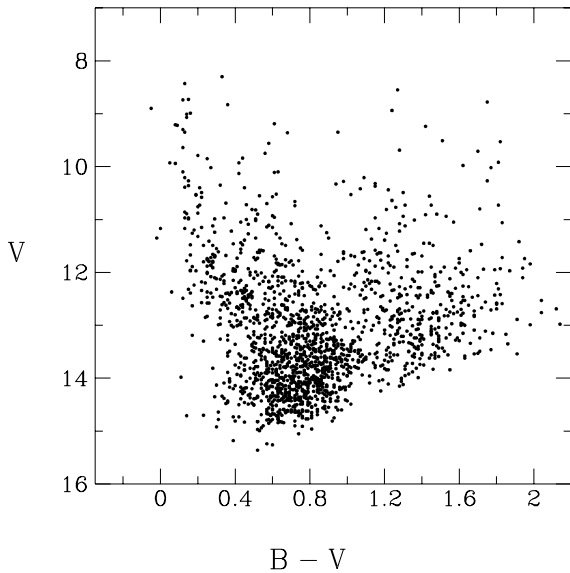
$$P(\mu_x, \mu_y) = \frac{N_c \Phi_c(\mu_x, \mu_y)}{N_c \Phi_c(\mu_x, \mu_y) + N_f \Phi_f(\mu_x, \mu_y)} \quad (3)$$

For calculating the membership probabilities it is necessary to determine the parameters of each distribution. For this purpose, Sanders (1971) suggested to use a method of maximum likelihood. Thus, it is necessary to solve a system of nonlinear equations, the number of which corresponds to the number of unknown parameters.

In our study the Sanders' method can not be used directly to fit all 8 unknown parameters of the Gaussian proper motion distributions due to a rather small ratio of cluster and field stars. The cluster NGC 7243 region of  $80' \times 80'$  contains more than 2600

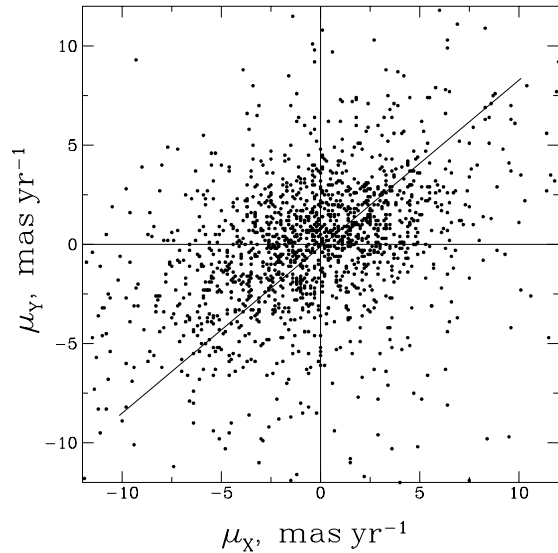


**Fig. 3.** The VPD for all stars in the region of the Open Cluster NGC 7243



**Fig. 4.** CM diagram for all stars in the region of the Open Cluster NGC 7243

stars up to  $B = 15.5$  mag while according to previous investigations the cluster diameter is about  $21'$  (Lyngå 1987) and the number of cluster members determined by Lengauer (1933) is only 32. That is why it was necessary to subject the VPD to preliminary pruning. The frequency distributions parameters for field and cluster stars were chosen iteratively. At the beginning, all originally determined proper motions were transformed



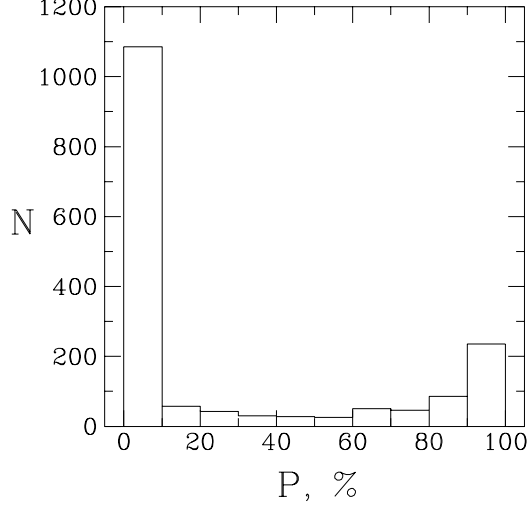
**Fig. 5.** The central part of the VPD with the orientation of the large axis of the elliptic proper motions distribution

to the new coordinate system  $(\mu_{x'}, \mu_{y'})$  by rotating the initial coordinate system so that the large axis of the ellipse coincides with the  $x$  (Right Ascension) axis. The preliminary center of the cluster proper motion distribution was determined in this new coordinate frame. For a preliminary cluster members separation, a procedure similar to the case of ME determination was used.

The visual analysis of the CMD shows that the stars with  $B - V > 1.0$  are improbable cluster members and might be excluded from consideration. So, the elimination of these stars will clean the central part of the VPD. On the other hand, stars with large proper motions ( $|\mu_{x'}, \mu_{y'}| > 50 \text{ mas yr}^{-1}$ ) might be eliminated from consideration too.

Taking into account that the cluster diameter is  $21'$  (Lyngå 1987), stars lying at distances more than  $25'$  from the geometrical center of the cluster were eliminated.

We tried to find the center of the cluster proper motion distribution as the region of the highest density on cleaned VPD. For this purpose, we compared the proper motions of each star,  $\mu_{x'_i}$  and  $\mu_{y'_i}$ , with the proper motions of all residual stars and counted the number of stars  $N_i$  lying within the circle centered on  $\mu_{x'_i}$  and  $\mu_{y'_i}$  with the radius determined by errors of proper motion determination ( $\pm 1.1 \text{ mas yr}^{-1}$ ). After that, the point with the coordinates  $(\mu_{x'_i}, \mu_{y'_i})$  was assigned the weight  $W_i = N_i$ . When this comparison was made for all stars of the cleaned VPD we found the mean weight  $W_0$ . At the second step, all points on the VPD with  $W_i < W_0$  were eliminated as corresponding to improbable cluster members. For all stars with  $W_i > W_0$  the position of cluster center on the VPD was calculated as a barycenter:



**Fig. 6.** Membership probability histogram for all stars in the cluster region

$$\mu_{x'_0} = \frac{\sum \mu_{x'_i} \cdot W_i}{\sum W_i}, \quad \mu_{y'_0} = \frac{\sum \mu_{y'_i} \cdot W_i}{\sum W_i}.$$

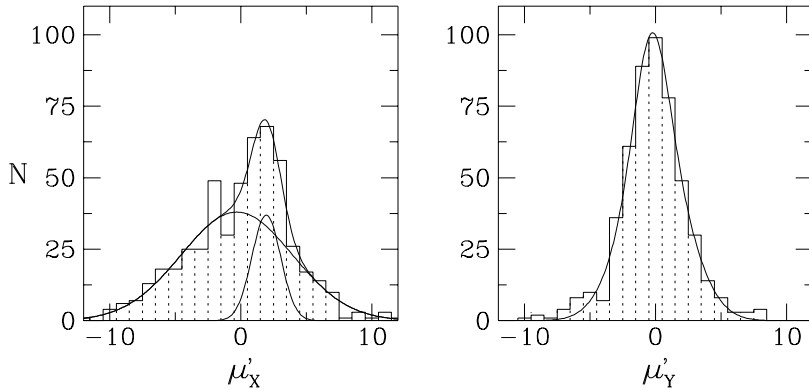
It is impossible to determine the center of the very noisy proper motion distribution of field stars using only VPD, so it was assumed that  $\mu_{x'} = 0$  and  $\mu_{y'} = 0$ . The ellipse semi-axes or standard deviation of the field stars proper motion distribution were determined by VPD. The numbers of the cluster members  $N_c$  and field stars  $N_f$  as well as their ratio  $N_c/N_f = 1.03$  were determined from this first approximation. Using these values of the distribution parameters, individual membership probabilities ( $P$ ) were calculated.

At the second approximation, only stars with  $P > 80\%$  were considered as astrometric cluster members. Fig. 6 shows the histogram of the membership probability.

Then, all stars with membership probabilities  $P > 80\%$  were excluded from previously selected field stars, and afterwards new values of the distribution parameters of **field stars** were obtained. In this case Sanders' method was used independently to fit 5 unknowns using only  $\mu_{x'} = 0$  and  $\mu_{y'} = 0$  as the first approximation of parameters obtained from the first iteration. The resulting values (mas yr<sup>-1</sup>) of the **fitted parameters of the field and the cluster star distributions are the following:**

<u>The field</u> $\mu_{x'_0} =$	-1.5	<u>The cluster</u> $\mu_{x'_0} =$	2.1
$\mu_{y'_0} =$	0.5	$\mu_{y'_0} =$	-1.3
$\Sigma_{x'} =$	9.0	$\sigma_{x',y'} =$	1.1
$\Sigma_{y'} =$	6.5		

The fitted distributions are shown in Fig. 7 where they can be compared with histograms of the observed proper motion distributions.



**Fig. 7.** Histograms of the proper motions  $\mu_{x'}$  and  $\mu_{y'}$  distributions and their approximations by fitted Gaussian distributions for cluster and field stars.

The star position on the cluster CM diagram was accepted as a photometric criterion of the cluster membership. The shape of the diagram (see Fig. 8) clearly reflects the fact that  $\sigma_{B-V}$  of  $B-V$  determination increases with stellar magnitude. All stars with astrometric membership probabilities more than 80% and lying in a band of  $\pm 3\sigma_{B-V}$  were considered to be cluster members. The total number of such stars is 209. Two bright stars, 895 and 896, were added to our list of cluster members according to the results of previous determinations of their radial velocities and photoelectric  $UBV$  magnitudes. Unfortunately, these stars form one non-distinguished image on our plates. So the total number of stars which are cluster members is 211.

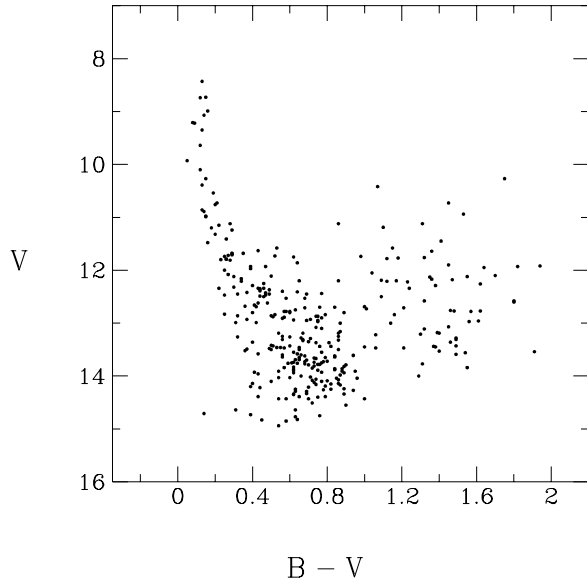
The comparison of the cluster and the field magnitude functions (Fig. 9) shows that the obtained number of cluster members is restricted by the depth of the astrometric plates. From Fig. 10 presenting the  $XY$  positions of all the stars in the region of NGC 7243, we can see that the field stars are homogeneously distributed over the whole area.

## 6. CM diagram and cluster physical parameters

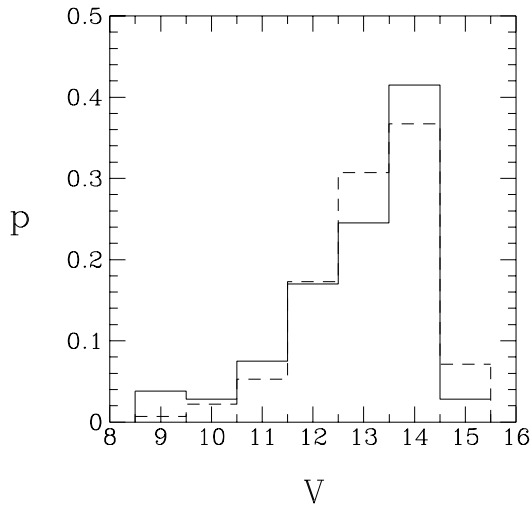
### a) Reddening and distance

The selective absorption in the region of the cluster was determined using 34 cluster members that satisfied the following conditions: 1) existence of the  $UBV$  photoelectric magnitudes, and 2) luminosity classes IV and V. The best coincidence was achieved by overlapping the normal colours line and the position of stars on the colour-colour diagram at the value of  $E_{B-V} = 0.24$  mag. The standard inclination of a reddening line,



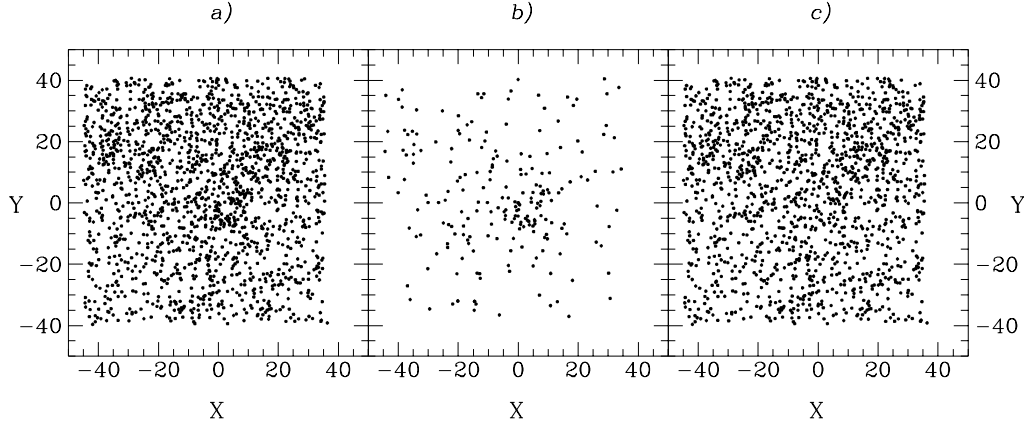


**Fig. 8.** CM diagram for probable cluster members with astrometric membership probabilities  $P > 80\%$

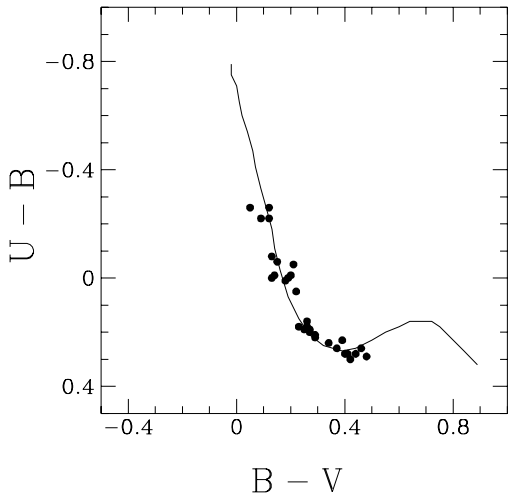


**Fig. 9.** The cluster (full line) and the field (dash line) magnitude functions

$E_{U-B}/E_{B-V} = 0.72$ , was taken. The results are shown in Fig. 11. The value of colour excess for  $B-V$  completely coincides with similar determinations in the works of MD and HB. The last authors applied also the data of the intermediate-band  $uvbyH\beta$  photometry and showed that the absorption in the region of the cluster core can be considered as



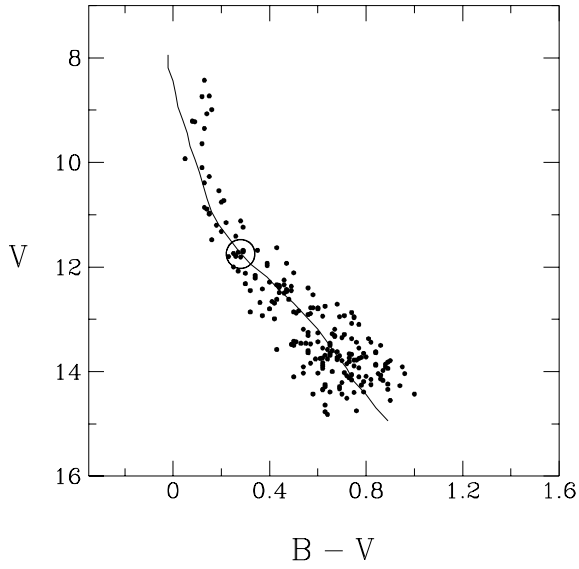
**Fig. 10.** The position diagram for the NGC 7243 region: *a)* all stars in the cluster region, *b)* selected cluster members, *c)* the field stars only



**Fig. 11.** The two colour diagram of the open cluster NGC 7243 approximated with a line of normal colours

uniform. HB, based on their spectral MK classification, obtained a slightly different value of reddening:  $E_{B-V} = 0.19 \pm 0.05$  mag.

The visible distance modulus was obtained by a shift of ZAMS on the CM diagram along the axis  $V$  at  $E_{B-V} = 0.24$  mag up to its coincidence with the MS of the cluster. Despite a noticeable scattering of the points, the distance modulus can be determined due to the fact that the positions of ten stars, which are highly probable cluster members

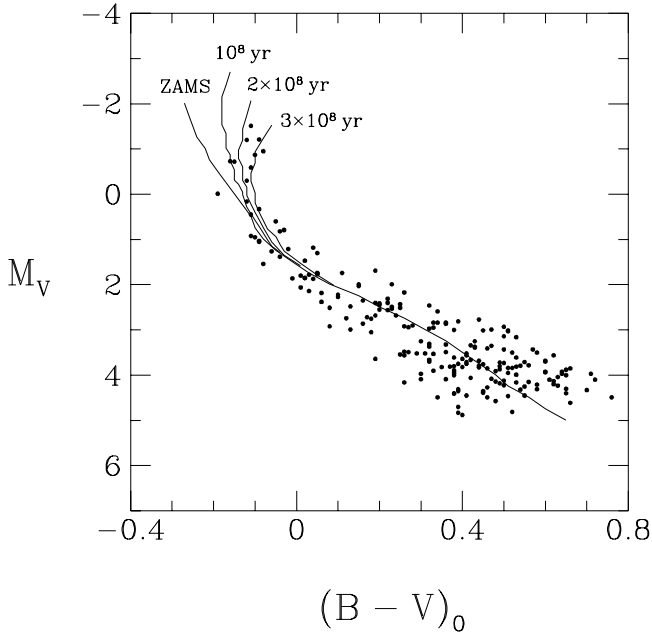


**Fig. 12.** CM diagram for the open cluster NGC 7243 members. The circle marks the positions of ten stars, which are reliable cluster members. ZAMS is shown by a solid line.

(based on their astrometric, photometric and radial velocities determinations) form a visible thickening on the diagram shown by a circle in Fig. 12, where the final CM diagram of 211 members of the open cluster NGC 7243 is plotted. Its middle point is:  $V = 11.74$  mag,  $B - V = 0.28$  mag, and the corresponding value of the visible distance modulus is  $V - M_V = 9.94$  mag, that at a general absorption of  $A_V = 0.72$  mag results in the true modulus of  $V_0 - M_V = 9.22$  mag. The points of the lines of normal colours and ZAMS were taken from the work of Mermilliod (1981) where they were determined using open clusters younger than Hyades. The determination of the average values of visible modulus for astrometric members by MK classification results in the value of  $V - M_V = 9.94 \pm 0.37$  mag that corresponds to a distance of  $r = 698^{+130}_{-109}$  pc.

### *b) Cluster age*

The age of the cluster was estimated based on the  $(B - V)_0$  value of the turn-off point. This value for NGC 7243 is  $(B - V)_0 = -0.11$  mag. For such data the cluster age was estimated as  $(2.5 \pm 0.5) \cdot 10^8$  yr by the use of the isochrone grids computed by the Padova theoretical group (Bertelli et al. 1990). The main sequence and three isochrones corresponding to the ages of  $1 \cdot 10^8$ ,  $2 \cdot 10^8$ , and  $3 \cdot 10^8$  yrs are shown in Fig. 13.



**Fig. 13.** The CM diagram with ZAMS and three isochrones corresponding to different cluster ages

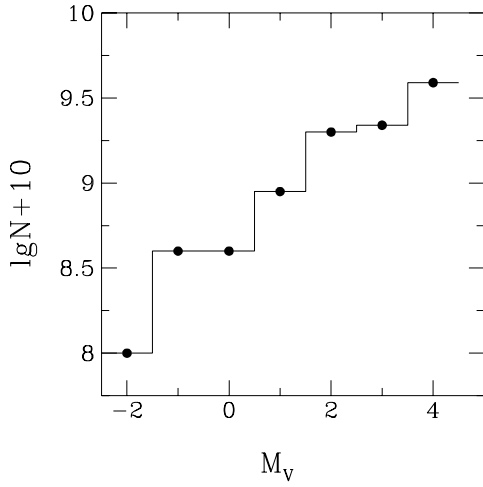
### *c) Luminosity and mass functions. Cluster mass estimation*

The cluster luminosity function,  $\phi(M_V)$ , is determined by the following equation:  $dN = \phi(M_V)dM$ , where  $dN$  - number of stars with absolute magnitudes in the limits  $M_V$ ,  $M_V + dM_V$ . The normalized luminosity function for NGC 7243 based on our data is given in Fig. 14.

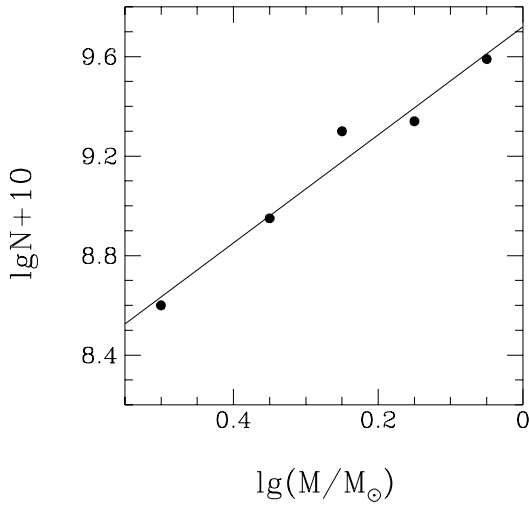
Star masses were derived from the “mass-luminosity” relations published by Straizys and Kuriliene (1981). Then, the empirical mass function for NGC 7243 was constructed. Salpeter (1955) was the first who showed that for the stars in the vicinity of the Sun the power law of the initial mass function (IMF) has the form of a power law  $dN/dM = (M/M_\odot)^\alpha$ , with  $\alpha = -2.35$ . Numerous recent investigations of star clusters and associations of the Milky Way and the LMC exhibit a large range of logarithmic slopes in any mass range. Scalo (1998), assembling and analyzing these data, proposed a three-segment power law IMF:

$$dN/dM = \begin{cases} -1.2 \pm 0.3 & \text{for } 0.1 < M/M_\odot < 1 \\ -2.7 \pm 0.5 & \text{for } 1 < M/M_\odot < 10 \\ -2.3 \pm 0.5 & \text{for } 10 < M/M_\odot < 100 \end{cases}$$

In our investigation the logarithmic mass function (Fig. 15) was obtained as rms fitting for stars in the mass range  $1 < M/M_\odot < 6.5$  in the form



**Fig. 14.** The normalized luminosity function for the open cluster NGC 7243



**Fig. 15.** Mass function of the open cluster NGC 7243

$$\lg N = -2.37 \lg(M/M_\odot) + 2.18.$$

Thus the inclination of the mass function of NGC 7243 ( $-2.37 \pm 0.27$ ) is in a good agreement with  $\alpha = -2.3$  recently obtained by Meusinger et al. (1996) for stars with  $1.1 < M/M_\odot < 3.5$  of the Pleiades cluster.

The estimation of the cluster mass was made on the following suggestions. The direct determinations of masses of each of its members based on the mass-luminosity correlation

give a total value of  $348M_{\odot}$ . Assuming that a half of them are double stars with a ratio of masses of components close to unity, we should increase this value in 1.5 times. The resulting estimation of  $522M_{\odot}$  is still not final since it is possible that part of the faint cluster members has remained unrevealed because of the depth limit of the astrometric plates.

#### *d) Variable and peculiar stars in the region of the cluster*

According to the General Catalogue of Variable Stars (1985) and the New Catalogue of Suspected Variable Stars (1982) there are 8 known and 3 suspected variable stars in the studied region. Four of them are identified in our catalogue (see Table 8, column of the notes) but none of them are cluster members. Among the suspected variables two are not members and the third - number 909 in our catalogue (number 480 in Lengauer one) - is one of the brightest stars of the NGC 7243, spectral binary with attributes of weak brightness fluctuations according to HB observations. Our photometry does not allow to prove or disprove this fact, so the issue remains open. On the other hand, three other stars from our catalogue (863, 1634 and 2278) have shown significant divergences in  $B$  and  $V$  magnitudes obtained with the different plates of Schmidt telescope. The star 863 has a high membership probability by proper motions -  $P = 97\%$ . According to this criterion among the cluster members there are also two stars with unusual spectra: number 904 - Am with  $P = 85\%$  and 1078 - A0 Vp with  $P = 96\%$ .

## **7. Conclusions**

We have carried out astrometric and photometric study of the young open cluster NGC 7243 poorly investigated before. The main cluster parameters obtained in this investigation are given in Table 7. The complete catalogue of 2623 stars in the region of the NGC 7243 containing positions, proper motions and their individual errors,  $B$  and  $B - V$  magnitudes and individual membership probabilities (Table 8) is available in electronic form at the CDS via anonymous ftp 130.79.128.5.

*Acknowledgements.* E.G.J. thanks CNPq and FAPERJ for financial support under contracts 300016/93-0 and E-26/152.221/2000 N.A.D. thanks FAPERJ for financial support under contracts E-26/151.172/98 and E-26/171.647/99.

**Table 7.** NGC 7243 summary data

Number of members	211
Limiting magnitude	$V \sim 15.5$ mag
Magnitude of the brightest star	$V = 8.43$ mag
Earliest spectral type	B5 III
MS turn-off point	$(B - V)_0 = -0.11$ mag
Age	$t = (2.5 \pm 0.5) \cdot 10^8$ yr
Total cluster mass	$348M_{\odot} \leq M_{TOT} \leq 522M_{\odot}$
Average reddening	$E_{B-V} = 0.24$ mag
Distance	$r = 698^{+130}_{-109}$ pc
Mass function slope	$-2.37 \pm 0.27$

**Table 8.** Complete catalogue of 2623 stars in the region of the NGC 7243 (example of the Table 8 only available in electronic form at the CDS)

This work	RS	Len-gauer	$\alpha$ 2000.0	$\delta$	Pair	$\mu_x$	$\epsilon_x$	$\mu_y$	$\epsilon_y$	$V$	$B - V$	$P$ %	$X$ mm	$Y$ mm	Notes
1			22 10 42.86	49 17 39.2	9	1.7	1.0	0.9	1.2	11.45:	1.20:	97	-43.67	-36.14	
2			22 10 46.88	49 16 44.2	9	1.0	1.7	-2.3	1.6	13.40	0.77	62	-43.02	-37.07	
3			22 10 48.33	49 19 02.6	9	8.4	1.0	-9.8	0.8	11.78	0.74	0	-42.75	-34.75	
4			22 10 49.61	49 14 59.1	9	-2.1	1.2	-0.7	0.8	11.98:	0.40:	1	-42.60	-38.85	
...	...	...	...	...	...	...	...	...	...	...	...	...	...	...	...
289		717	22 15 43.11	49 26 57.4	10	3.7	1.0	1.9	0.7	8.71:	0.14:	89	5.64	-27.13	HD 211418
...	...	...	...	...	...	...	...	...	...	...	...	...	...	...	...
2623			22 10 34.29	50 29 02.3	10	0.9	0.7	-0.9	0.8	12.40:	0.57:	91	-43.93	35.79	

Column (1) star number in our catalogue,

Column (2) the reference stars are marked with \*,

Column (3) star number according to Lengauer,

Columns (4) and (5) equatorial coordinates at 2000.0,

Column (6) number of used astroplate pairs,

Columns (7) and (8) proper motion  $\mu_x$  and its error  $\epsilon_x$ ,

Columns (9) and (10) proper motion  $\mu_y$  and its error  $\epsilon_y$ ,

Column (11)  $V$  magnitude,

Column (12)  $B - V$  magnitude,

Column (13) value of membership probability  $P$ ,

Column (14) and (15) rectangular coordinates (relative to the star 898) in the scale of the Normal Astrograph,

Column (16) notes

## References

- Barbier-Brossat, M., Figon, P. 2000, A&AS 142, 217
- Bertelli G., Betto R., Bressan A., Chiosi C., Nasi E., Vallenari A., 1990, A&AS 85, 845
- Cabrera-Caño J., Alfaro E.J., 1985, A&A 150, 298
- General Catalogue of Variable Stars, Vol. II, 1985, ed. P.N. Kholopov, Moskow, "Nauka"
- Grave De 1979, Vatican Obs. Publ. 1, No 16, 283
- Hill G., Barnes J.V., 1971, AJ 76, 110
- King D.S. 1979, Sydney Obs. Papers, No 85
- Kuznetsov V.I., Lazorenko G.A., Lazorenko P.F., 1993, A&A 278, 43
- Lavdovsky V.V., 1961, Tr. Glav. Astron. Obs. Pulkovo, ser. 2, pp. 73, 5
- Lasker B., Sturch R. et al., 1988, ApJS 68, 1
- Lengauer G.G., 1937, Bull. Obs. Pulkovo, XV, No
- Lygå G., 1987, Catalogue of Open Cluster Data, 5<sup>th</sup> edition
- Mermilliod J.C., 1981, A&A 97, 235
- Meusinger H., Schilbach E., & Souchay J., 1996, A&A 312, 833
- Mianes P., Daguillon J., 1956, Publ. L'Obs. Haute-Provence, 3, No 57, 65
- Missana M., Missana N., 1990, AJ 100, 1850
- New Catalogue of Suspected Variable Stars, 1982, ed. P.N. Kholopov, Moskow, "Nauka"
- Raab S., 1922, Lund Meddelande, Ser. 2, 30, 64
- Rahmatov E., Muminov M., 1985, Tashkent Astr. Inst. Circ., No 116, 17
- Salpeter E., 1955, ApJ 121, 161
- Sanders W.L., 1971, A&A 14, 226
- Scalo J.M. 1998, ASP Conf. Series 142, 201
- van Schewick H., 1957, Veröf. Univ.-Sternwarte Bonn, No 47, 1
- Slovak M.N., 1977, AJ 82, 818
- Straižys V., Kuriliene G., 1981, Ap&SS 80, 353
- Trümpler R.J., 1930, Lick Obs. Bull. 14, 154
- Vasilevskis S., Klemola A., Preston G., 1958, AJ 69, 387
- Weaver H., 1962, Handbuch der Physik, 54, 130
- Zhao J.L., He Y.P., 1990, A&A 237, 54
- Zhukov L.V., 1966, AZh, 43, 1107
- Zug R.S., 1933, Lick Obs. Bull. 16, 135