

Stellar wind signatures in sdB stars?

U. Heber

*Dr. Remeis-Sternwarte, Astronomisches Institut, Universität
Erlangen-Nürnberg, Bamberg, Germany*

P.F.L. Maxted

School of Chemistry & Physics, Keele University, GB

T.R. Marsh, C. Knigge

University of Southampton, Department of Physics & Astronomy, GB

J. E. Drew

Imperial College of Science, Technology and Medicine, London, GB

Abstract. Subdwarf B (sdB) stars form the blue end of the horizontal branch. Their peculiar atmospheric abundance patterns are due to diffusion processes. However, diffusion models fail to explain these anomalies quantitatively. From a NLTE model atmosphere analysis of 40 sdB stars, we found that the more luminous (i.e. more evolved) stars have anomalous H α and HeI 6678Å line profiles, i.e. the lines are too broad and shallow and may even show some emission. We interpret these anomalies as the signatures of a stellar wind, the first such detection in this class of star (if confirmed). Mass loss may also explain the peculiar abundance patterns seen in sdB stars. High-quality UV spectra are needed to confirm that these stars do have stellar winds.

1. Introduction

Subdwarf B (sdB) stars are core helium burning stars with very thin hydrogen envelopes which all have masses of 0.46-0.50 solar masses and can be identified with models of extreme horizontal Branch (EHB) stars (Heber, 1986).

The atmospheres of sdB stars are typically deficient in helium by more than one order of magnitude, but there is a wide spread from solar He/H to stars with $\text{He}/\text{H} < 10^{-4}$. These He abundances are still much too large to be accounted for by diffusion, i.e. by the balance between radiative levitation and gravity (Michaud et al., 1989) which predicts He abundances **lower** by two orders of magnitudes than the average observed He abundance of $\text{He}/\text{H} \approx 10^{-2}$ (see Fontaine & Chayer, 1997). Since the diffusion timescale is small (10^4 yrs) compared to the EHB lifetime (10^8 yrs), **no** He should be visible in the radiative

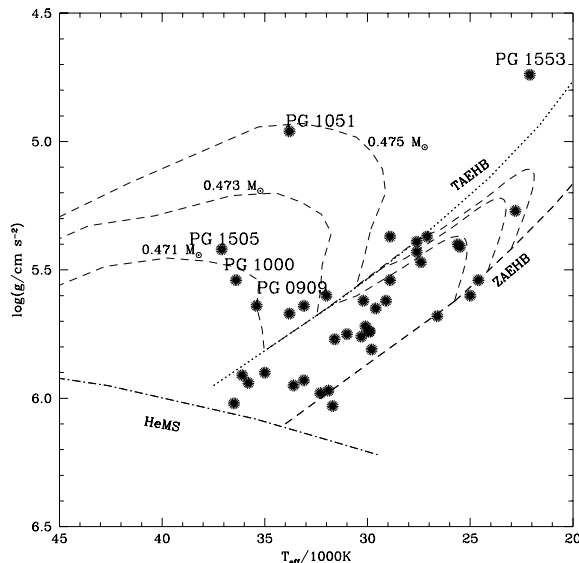


Figure 1. $(T_{\text{eff}}, \log g)$ diagram for the Maxted et al. (2001) sdB sample. Note that most stars are well matched by models for the extreme horizontal branch. Five stars (labelled by their first 4 digits of their PG catalog names) have already evolved from the EHB.

atmospheres: the puzzle here is not so much a lack of He but an excess in the sdB atmospheres.

Modelling of metal diffusion in sdB stars is still in its infancy. First attempts have been published by Charpinet et al. (1997) for Fe and Unglaub & Bues (2001) for C, N and O but met the observational constraints with very little success (except for iron).

2. Diffusion and mass loss

Stellar winds have frequently been suggested as an explanation. The first realistic calculations have been carried out by Fontaine & Chayer (1997) and Unglaub & Bues (1998, 2001). The observed He abundances can indeed be explained if a mass loss rate of 10^{-12} to 10^{-14} Msolar/yr is adopted.

Yet it is not clear whether diffusion models incorporating mass loss can explain the metal abundance anomalies, at the same time as the He abundance.

Mass loss has been detected in sdO stars which are, however, considerably more luminous than sdB stars. HD128220B ($T_{\text{eff}}=40600\text{K}$, $\log g=4.5$, Rauch, 1993) for example displays strong, broad, blue shifted N V lines produced in its stellar wind.

Since sdB stars are less luminous we expect the mass loss rates to be lower than in sdO stars and therefore harder to detect. Indeed, up to now there is no observational proof for mass loss and, therefore, the mass loss rate is still a free parameter for diffusion models.

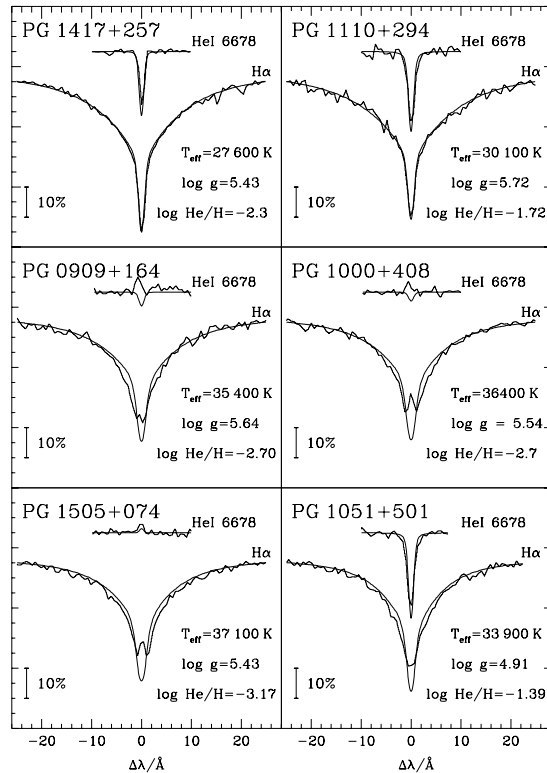


Figure 2. Comparison of synthetic line profiles of $H\alpha$ and He I, 6678Å for two sdB stars on the EHB (top panels) and the post-EHB stars PG0909+164, PG1000+408, PG1505+074 and PG1051+501. Note that these are not fits to the observed line profiles. Model parameters have been derived from the fit of blue spectra. Note also that the $H\alpha$ profiles in PG0909+164, PG1000+408 (middle panel) are slightly asymmetric.

First hints about stellar winds came from the quantitative analysis of optical blue spectra obtained during the survey of Maxted et al. (2001). They derived atmospheric parameters of 40 sdB stars from Balmer ($H\beta$ to $H9$) and He I lines using static NLTE model atmospheres (see Napiwotzki, 1997). The results are reproduced in Figure 1. As can be seen all but five stars fall onto the extreme Horizontal Branch as expected. The five stars above the EHB in Fig. 1 have probably already evolved from the EHB. A comparison of theoretical $H\alpha$ line profiles (synthesised for the atmospheric parameters derived from the blue spectra, see Maxted et al., 2001) to the observations revealed perfect matches for all stars except for the four post-EHB stars (see Fig. 2).

By plotting the goodness of fit versus luminosity (Fig. 3) of the stars a clear trend becomes obvious. The quality of the fit deteriorates with increasing luminosity. In the optical spectral range $H\alpha$ is the line most sensitive to stellar winds. Line asymmetries are another signature indicative of a stellar wind.

Since mass loss rates of hot stars are expected to increase with luminosity (Pauldrach et al., 1998), we conjecture that the observed deviations of the $H\alpha$

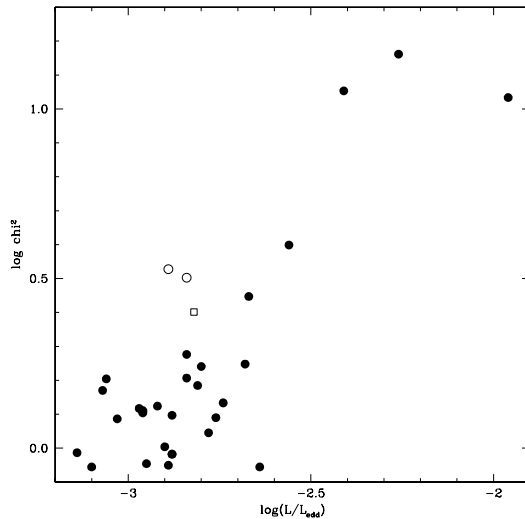


Figure 3. Quality of fit (reduced χ^2) as a function of stellar luminosity (expressed in units of the Eddington luminosity). The open symbols mark known (square) or suspected rotating stars. Rotational broadening has not been taken into account.

lines from the predictions of static NLTE models for the most luminous stars in our sample are caused by stellar winds. The somewhat asymmetric profiles of PG0909+164 and PG1000+408 make these two targets the best candidates.

SdB stars form a fairly homogenous group of stars which evolve to higher luminosities (from $10^{-3.4}$ to 10^{-2} Eddington luminosities, see Fig. 3), into the regime where winds switch on. If we can establish that some sdB stars do have winds, it will provide an important test for models of line-driven winds.

High-quality UV spectra are needed to establish whether these stars really do have stellar winds.

References

- Charpinet S., Fontaine G., Brassard P., Chayer P. et al. 1997, ApJ 483, L23
Dorman B., Rood R.T., O’Connell R.W., 1993, ApJ 419, 594
Fontaine G., Chayer P. 1997, 3rd Conf. on Faint blue stars, Schenectady, L. Davis press, p. 169
Maxted P.F.L., Heber U., Marsh, T.R. North R.C. 2001, MNRAS 326, 1391
Michaud G., Bergeron P. Heber U., Wesemael F. 1989 ApJ 338, 417
Napiwotzki, R. 1997, A&A 322, 256
Pauldrach A., Puls J., Kudritzki R.P., Méndez R.H., Heap S.R. 1988, A&A 207, 123
Rauch T. 1993, A&A 276,171
Unglaub K., Bues I. 1998, A&A 338,75
Unglaub K., Bues I. 2001, A&A