

UNVEILING THE HIDDEN AGN IN THE MERGING STARBURST SYSTEM ARP 299 (IC 694+NGC 3690)

L. Ballo

*Osservatorio Astronomico di Brera, via Brera 28
20121 Milan, Italy*

E-mail: luballo@brera.mi.astro.it

As part of a research of elusive AGN in a well defined sample of infrared selected galaxies (using *BeppoSAX*, Chandra, *XMM-Newton* and INTEGRAL data) we have observed with *BeppoSAX* the merging starburst system Arp 299. The broadband (0.1–40 keV) coverage of this observation clearly reveals, for the first time in this system, the presence of a deeply buried AGN having an intrinsic luminosity of $L_{0.5-100 \text{ keV}} \simeq 1.9 \times 10^{43} \text{ erg s}^{-1}$.

1 Introduction

Studies of active objects at IR and X-ray wavelengths indicate that star-formation and AGN activity may be related (Fadda et al. 2002). The trigger mechanism for both phenomena could be the interaction or the merging of gas-rich galaxies. This generates fast compression of the available gas in the inner galactic regions, causing both the onset of a major starburst and the fueling of a central black hole raising the AGN activity.

However the concomitant AGN and starburst activity is expected to happen in a high-density medium ($N_H \geq 10^{23-24} \text{ cm}^{-2}$), characterized by high dust extinction of the UV-optical flux and strong photoelectric absorption of the soft X-rays (e.g. Fabian et al. 1998). Thus the study of these active phases in galaxies becomes very difficult; optical and even mid-/far-IR spectroscopy may not be sufficient to disentangle starburst activity from AGN activity, which is actually best probed in the hard ($E > 6 \text{ keV}$, in order to sample also the Fe K α line) X-ray energy band.

To search for hidden AGNs and to shed light on the starburst-AGN connection and its occurrence we have started a systematic and objective investigation in hard ($E > 6 \text{ keV}$) X-rays of a *flux-limited sample of IRAS galaxies*. The sample consists of 28 galaxies selected from the *IRAS Cataloged Galaxies and Quasars* (see <http://irsa.ipac.caltech.edu/>) as having $f_{60 \mu\text{m}} > 50 \text{ Jy}$ or $f_{25 \mu\text{m}} > 10 \text{ Jy}$. We stress here that no other selection criteria (e.g. established presence of an AGN, luminosities, IR colours, etc.) have been applied to the sample definition.

2 The merging starburst system Arp 299

As a part of this research of elusive AGN, we have recently performed an X-ray observation with *BeppoSAX* of the merging starburst system Arp 299 (= IC 694 + NGC 3690) located at $D = 44 \text{ Mpc}$ ($z = 0.011$; Heckman et al. 1999). Arp 299, a powerful far-IR system ($L_{43-123 \mu\text{m}} = 2.86 \times 10^{11} L_{\odot}$, dominating the bolometric luminosity), consists of two merging galaxies (NGC 3690 to the west and IC 694 to the east, see Figure 1), plus a compact galaxy lying to the northwest (Hibbard & Yun 1999). The centers of the two merging galaxies are separated by only $\sim 22''$. Following the nomenclature of Winn-Williams et al. (1991), the nucleus of the eastern galaxy (IC 694) is denoted A, while NGC 3690 is resolved into a complex of sources: B1 and B2 to the south, and C and C' located $\sim 7''$ to the north of B2.

Both galaxies have been spectroscopically classified as starbursting from optical (Coziol et al. 1998) and mid-/far-IR (Laurent et al. 2000) data; previous observations in the X-ray band seems to support these results (Zezas, Georgantopoulos and Ward 1998, Heckman et al. 1999).

The *BeppoSAX* observations unveil however for the first time the presence of a strongly absorbed AGN in this system (hints of the presence of an obscured AGN in the B1 nucleus of Arp 299 have been also recently inferred from near-IR spectropolarimetry; see R. Maiolino 2002). In Figure 2 we report the ratio between *BeppoSAX* data and the best-fit unabsorbed power-law model. The residuals at $\sim 0.8 \text{ keV}$ suggest the presence of a soft thermal component, which is a characteristic signature in all known starburst galaxy X-ray spectra. A line-

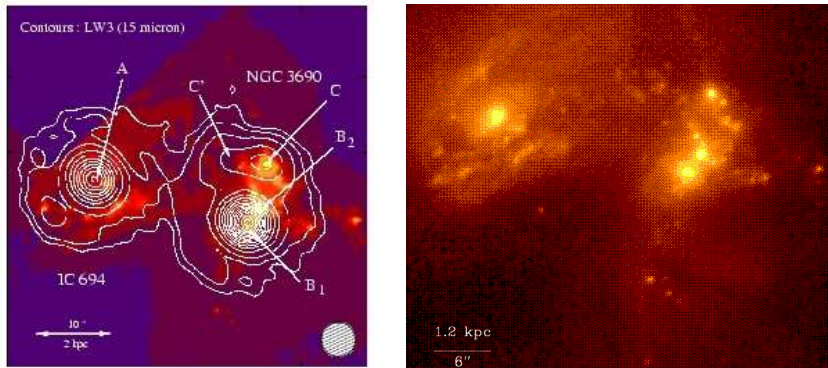


Figure 1: The IR view of Arp 299. **Left:** Mid-IR contours from ISO superimposed to the HST WFPC2 red image (adapted from Gallais et al. 1999). **Right:** HST NIC3 image of Arp 299 (adapted from Alonso-Herrero et al. 2000).

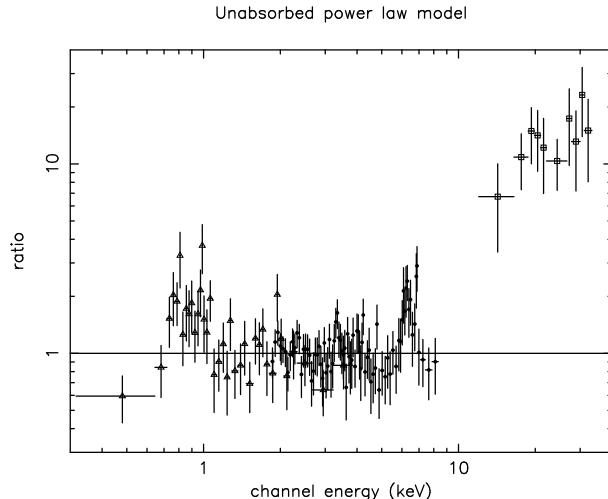


Figure 2: Ratio between the unabsorbed power-law model and the *Beppo*SAX LECS (open triangles), MECS (filled circles) and PDS (open squares) data.

like feature at ~ 6.4 keV and a big bump in the PDS energy range (10–40 keV) are clearly evident. The simultaneous occurrence of these two characteristics is the distinctive spectral signature of a heavily obscured AGN.

The spectral analysis (reported in Della Ceca et al. 2002) reveals a deeply buried “Compton-thick AGN”, with a column density of $N_H = 2.5 \times 10^{24} \text{ cm}^{-2}$ and an intrinsic (i.e. unabsorbed) luminosity of $L_{0.5-100 \text{ keV}} \simeq 1.9 \times 10^{43} \text{ erg s}^{-1}$.

The intrinsic X-ray luminosity of the AGN is a factor ~ 50 less than L_{FIR} ($\sim 10^{45} \text{ erg s}^{-1}$; the X-ray/optical/IR spectral energy distribution of Arp 299 is reported in Figure 3). Therefore the total FIR luminosity of the system cannot be entirely associated to the AGN, even assuming an AGN UV luminosity a factor ~ 10 greater than the X-ray luminosity (as observed in QSOs, e.g. Elvis et al. 1994). This suggests that the bulk of the FIR emission is due to the starburst, in agreement with the results obtained by Laurent et al. (2000) using 5–16 μm ISOCAM data.

The spatial resolution of the *Beppo*SAX instruments prevents us from localizing this AGN. To this purpose, X-ray observations from the Chandra and *XMM-Newton* satellite have been retrieved from the public archive. From a preliminary analysis of the *XMM-Newton* data a strong line at ~ 6.4 keV is clearly present in NGC 3690 and maybe also in IC 694, suggesting the possible presence of two AGNs.

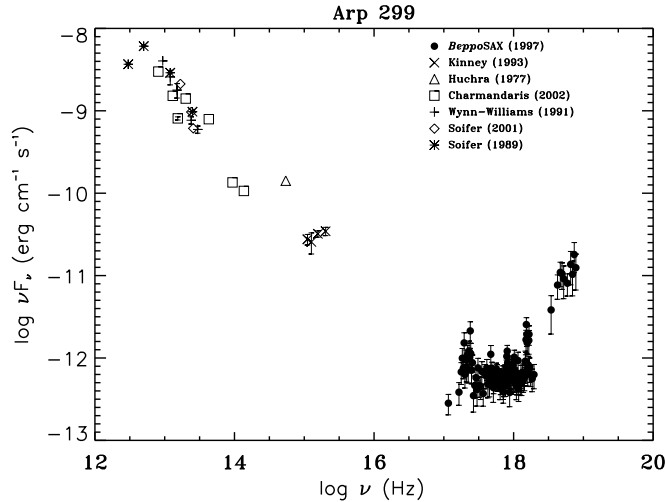


Figure 3: Broad-band spectral energy distribution of Arp 299.

This work is part of a collaboration with R. Della Ceca, F. Tavecchio, L. Maraschi, P. O. Petrucci, L. Bassani, M. Cappi, M. Dadina, A. Franceschini, G. Malaguti, G. G. C. Palumbo and M. Persic. Partial financial support from ASI (I/R/073/01) and MIUR (Cofin-00-02-004) is acknowledged.

References

1. A. Alonso-Herrero *et al*, *ApJ* **532**, 845 (2000)
2. V. Charmandaris *et al*, *ApJ* **71**, 282 (2002)
3. R. Coziol *et al*, *ApJS* **119**, 239 (1998)
4. R. Della Ceca *et al*, *ApJL* **581**, L9 (2002)
5. M. Elvis *et al*, *ApJS* **95**, 1 (1994)
6. A. C. Fabian *et al*, *MNRAS* **297**, L11 (1998)
7. D. Fadda *et al*, *A&A* **383**, 838 (2002)
8. P. Gallais *et al*, *ESA SP-427: The Universe as Seen by ISO* **427**, 881 (1999)
9. T. M. Heckman *et al*, *ApJ* **517**, 130 (1999)
10. J. E. Hibbard & M. S. Yun, *AJ* **118**, 162 (1999)
11. J. P. Huchra, *ApJS* **35**, 171 (1977)
12. A. L. Kinney *et al*, *ApJS* **86**, 5 (1993)
13. O. Laurent *et al*, *A&A* **359**, 887 (2000)
14. R. Maiolino, this issue
15. B. T. Soifer *et al*, *AJ* **98**, 766 (1989)
16. B. T. Soifer *et al*, *AJ* **122**, 1213 (2001)
17. C. G. Wynn-Williams *et al*, *ApJ* **377**, 426 (1991)
18. A. L. Zezas *et al*, **301**, 915 (1998)