

Hard X-ray and radio observations of Abell 754

R.Fusco-Femiano¹, M.Orlandini², S.De Grandi³, S.Molendi⁴, L.Feretti⁵, G.Giovannini^{5,6},
M.Bacchi^{5,6}, and F.Govoni^{5,6}

¹ Istituto di Astrofisica Spaziale e Fisica Cosmica (IASF), CNR, via del Fosso del Cavaliere 100, 00133 Roma, Italy (dario@rm.iasf.cnr.it)

² IASF, CNR, Bologna, Italy

³ Osservatorio Astronomico di Brera, Merate, Italy

⁴ IASF, CNR, Milano, Italy

⁵ Istituto di Radioastronomia, CNR, Bologna, Italy

⁶ Dip. di Astronomia, Univ. di Bologna, Bologna, Italy

Received 2 July 2002 / Accepted 3 November 2002

Abstract. We present a long *BeppoSAX* observation of Abell 754 that reports a nonthermal excess with respect to the thermal emission at energies greater than ~ 45 keV. A VLA radio observation at 1.4 GHz definitely confirms the existence of diffuse radio emission in the central region of the cluster, previously suggested by images at 74 and 330 MHz (Kassim *et al.* 2001), and reports additional features. Besides, our observation determines a steeper radio halo spectrum in the 330-1400 MHz frequency range with respect to the spectrum detected at lower frequencies, indicating the presence of a spectral cutoff. The presence of a radio halo in A754, considered the prototype of a merging cluster, reinforces the link between formation of Mpc-scale radio regions and very recent or current merger processes. The radio results combined with the hard X-ray excess detected by *BeppoSAX* give information on the origin of the electron population responsible for nonthermal phenomena in galaxy clusters. We discuss also the possibility that 26W20, a tailed radio galaxy with BL Lac characteristics located in the field of view of the PDS, could be responsible for the observed nonthermal hard X-ray emission.

Key words. Extragalactic Astronomy – Clusters of Galaxies – Radio and X-ray Astronomy

1. Introduction

Shocks and turbulence associated with a major cluster merger event could provide the ingredients necessary to the formation of extended radio regions detected so far in a limited number of clusters, namely a diffuse magnetic field amplification and particle reacceleration (Tribble 1993; Roettiger, Burns, & Stone 1999; Roettiger, Stone, & Burns 1999; Brunetti *et al.* 2001). The existence of Mpc-scale radio halos or relics combined with the relatively short radiative lifetimes suggests an in-situ electron reacceleration induced by a very recent or current merger event. This hypothesis is supported by observational evidence (Feretti 1999). The existence of large radio regions could be at the origin of the nonthermal hard X-ray (HXR) emission detected in the Coma cluster (Fusco-Femiano *et al.* 1999; Rephaeli, Gruber, & Blanco 1999) and Abell 2256 (Fusco-Femiano *et al.* 2000) both showing extended radio emission. A considerable fraction of the input energy during a merger process can be released in particle acceleration

and re-emitted in various energy bands. In particular, the same accelerated electrons responsible for the diffuse radio synchrotron emission can scatter the Cosmic Microwave Background (CMB) photons to produce nonthermal inverse Compton (IC) X-ray emission. Alternative relativistic particles to primary re-accelerated electrons emitting in radio halos or relics and responsible for IC nonthermal HXR emission could be secondary electrons produced in the interactions of cosmic rays in the ICM (Dennison 1980; Blasi & Colafrancesco 1999).

X-ray and optical observations report a violent merger event in the galaxy cluster Abell 754 (Henry & Briel 1995; Zabludoff & Zaritsky 1995; Henriksen & Markevitch 1996; Bliton *et al.* 1998; Markevitch *et al.* 1998; De Grandi & Molendi 2001) and a numerical hydro/N-body model of this cluster (Roettiger, Stone, & Mushotzky 1998) has shown that many of its observed morphological properties can be explained by a very recent merger (< 0.3 Gyr), slightly off-axis, between two clusters having a total mass-ratio less than 2.5:1. Therefore, the intracluster medium (ICM) of A754 appears to be a suitable place for the for-

mation of radio halos or relics. As a consequence, radio and HXR observations of this cluster are relevant to establish robust evidence of the suggested link between the presence of nonthermal phenomena and merger activity in clusters of galaxies and to obtain information on the processes that can inject relativistic electrons. The cluster has been recently imaged at 74 and 330 MHz with the NRAO VLA observatory (Kassim *et al.* 2001) suggesting the existence of a radio halo and at least one radio relic. Observations at higher resolution and sensitivity are required to confirm the obtained results. A754 was observed in hard X-rays with *RXTE* in order to search for a nonthermal component (Valinia *et al.* 1999). The fit to the PCA and HEXTE data set an upper limit of $\sim 1.4 \times 10^{-12}$ erg cm $^{-2}$ s $^{-1}$ in the 10-40 keV band to the nonthermal emission.

In this paper we present the results of a high sensitivity VLA radio observation at 1.4 GHz and of a long *BeppoSAX* observation, exploiting the unique capabilities of the PDS (Frontera *et al.* 1997) to search for HXR emission. We discuss the new radio data and the origin of the excess detected at energies above ~ 45 keV with respect to the thermal emission.

Throughout this paper, we assume a Hubble constant of $H_0 = 50$ km s $^{-1}$ Mpc $^{-1}$ h_{50} and $q_0 = 1/2$, so that an angular distance of 1' corresponds to 86 kpc ($z_{A754} = 0.054$; Bird 1994). Quoted confidence intervals are at a 90% level, if not otherwise specified.

2. Hard X-ray data

2.1. PDS and MECS data reduction

The pointing coordinates of *BeppoSAX* are at J2000 $\alpha = 9^h 9^m 21.0^s$, $\delta = -9^\circ 41' 24.0''$. The total effective exposure time for the PDS was ~ 84250 sec in the two observations of 2000 May 6th and May 17th. The observed count rate was 0.333 ± 0.021 counts s $^{-1}$ in the 15-100 keV energy range, at a confidence level of $\sim 16\sigma$.

Since the source is rather faint in the PDS band (approximately 2 mcrab in the 15-100 keV), a careful check of the background subtraction must be performed. PDS spectra were extracted using the XAS v2.0 (Chiappetti & Dal Fiume 1997). The background sampling was performed using the default rocking law of the two PDS collimators that samples ON,+OFF, ON,-OFF fields for each collimator with a dwell time of 96 s (Frontera *et al.* 1997). When one collimator is pointing ON source, the other collimator is pointing toward one of the two OFF positions. We used the standard procedure to obtain PDS spectra (Dal Fiume *et al.* 1997); this procedure consists of extracting one accumulated background spectra in the two different +/-OFF sky direction. The comparison between the two accumulated backgrounds ([+OFF]vs.[-OFF]) shows a difference in the pointings for the first of the two observations. In particular, the background in the position +OFF was much greater than that in position -OFF. So, for the analysis, we have considered only the background in the -OFF position. In the second observation we do

not find differences between the spectra extracted from the two offset positions. The background level of the PDS is the lowest and most stable obtained so far with the high-energy instruments on board satellites thanks to its equatorial orbit. No modelling of the time variation of the background is required. The correctness of the PDS background subtraction has been checked by verifying that the counts fluctuate at about zero flux as the signal falls below detectability. This happens at energies greater than ~ 75 keV.

The total exposure time for the MECS was $\sim 1.85 \times 10^5$ sec with a count rate of 0.748 ± 0.002 counts s $^{-1}$. MECS data preparation and linearization were performed using the SAXDAS package under an FTOOLS environment. We have extracted an MECS spectrum from a circular region of $\sim 20'$ radius (corresponding to about 1.7 Mpc). From the *ROSAT* PSPC radial profile, we estimate that about 95% of the total cluster emission falls within this radius. The background subtraction has been performed using spectra extracted from blank sky event files in the same region of the detector as the source. For more details see De Grandi & Molendi (2001) that used the same MECS data to determine the temperature profile of A754.

A numerical relative normalization factor among the two instruments has been included in the fitting procedure (see next section) to account for (1) the fact that the MECS spectrum included emission out to ~ 1.7 Mpc from the X-ray peak, while the PDS field of view (FWHM = 1.3°) covers the entire emission from the cluster; (2) the slight mismatch in the absolute calibration of the MECS and PDS response matrices employed; and (3) the vignetting in the PDS instrument (the MECS vignetting is included in the response matrix). The estimated normalization factor is ~ 0.8 . In the fitting procedure, we allow this factor to vary within 15% from the above value to account for the uncertainty in this parameter.

3. Radio data

A radio observation at 1.365 GHz was obtained with the Very Large Array (VLA) in D configuration on September 25, 2000, for a total integration time of about 2.5 h. Data were calibrated and reduced with the Astronomical Image Processing System (AIPS), following the standard procedure (Fourier inversion, Clean and Restore, Self-calibration).

The radio image obtained with angular resolution of $70''$ is presented in Fig.1, overimposed onto the optical image. The rms noise is of 0.1 mJy/beam, i.e. about 5 times better than the NRAO VLA Sky Survey (NVSS) image (published by Giovannini *et al.* 1999). The diffuse emission detected here is complex and it is much more extended than in any previous image at any frequency.

The cluster halo is easily visible around the brightest optical cD galaxy. This emission is not detected in the NVSS, but is detected at 330 MHz and 74 MHz by Kassim *et al.* (2001). As pointed out by these authors, several discrete sources are embedded within the radio halo. In ad-

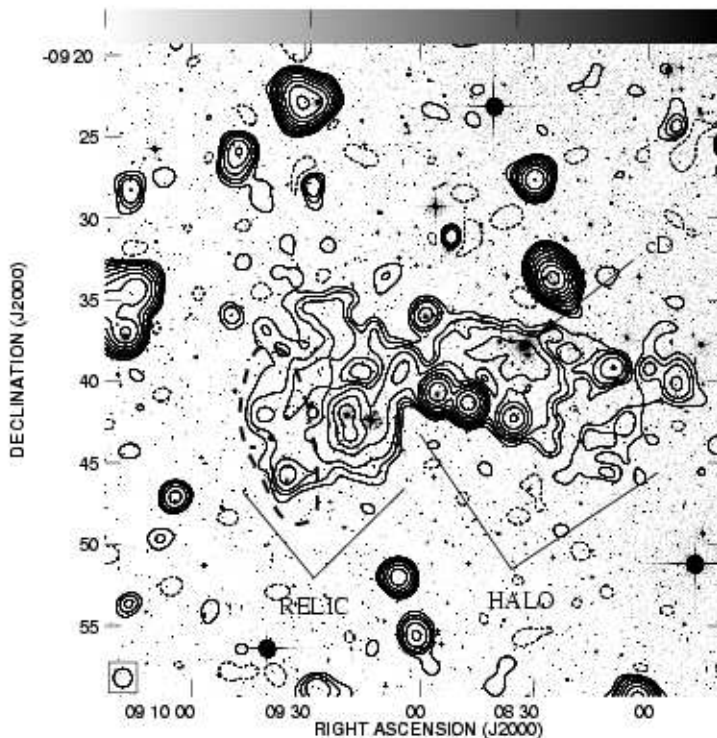


Fig. 1. Radio map at 20 cm with resolution of $70''$ (contours), overlaid onto the grey-scale image from the digitized ESO/SERC Southern Sky Survey. The σ noise level in this map is 0.1 mJy/beam. Contours are at $-0.3, 0.3, 0.6, 1, 2, 4, 8, 16, 32, 64, 128$ mJy/beam. The cluster cD galaxy is marked by an arrow. The cluster halo and relics are indicated. The bold dashed contour indicates the east relic of Kassim *et al.* (2001) at 74 MHz.

dition, we detect in the present image an extended diffuse emission to the east of the halo. Although a connection of this emission to the radio halo cannot be excluded, we tentatively classify this feature as a peripheral cluster relic. The cluster radio relic is detected by Kassim *et al.* (2001) at 74 MHz and not at 330 MHz. At 74 MHz it is much less extended than the feature detected here at 1.4 GHz, and it is located at the eastern boundary of our relic image. The possible connection relic-halo present in the 1.4 GHz image does not appear in the 74 MHz image.

The total flux density of the radio halo at 1.4 GHz, after subtraction of the discrete sources, is 86 ± 2 mJy. Comparison to the total flux at 330 MHz given by Kassim *et al.* (2001) leads to a spectral index $\alpha_{330}^{1400} \sim 1.5$. The halo spectrum appears to be steeper than that estimated by the previous observations in the 74-330 MHz frequency band ($\alpha_{74}^{330} \sim 1.1$), indicating the presence of a spectral cutoff. The total flux density of the relic is 69 ± 2 mJy. Since the relic source in the map of Kassim *et al.* (2001) at 74 MHz is significantly less extended than in the present map at 1.4 GHz, we obtain a lower limit ~ 1 for the spectral index in the range 74-1400 MHz. An upper limit of ~ 1.7 in the

range 330-1400 MHz is derived from the lack of detection in the 330 MHz image of Kassim *et al.* (2001).

3.1. Hard X-ray results

The temperature profile derived from the MECS data analysis of this *BeppoSAX* observation confirms that A754 is an extremely disturbed and substructured cluster, as reported in previous X-ray and optical observations. The MECS spectrum is extracted from a circular region of radius $\sim 20'$ that gives a mean temperature of $9.42_{-0.17}^{+0.16}$ keV consistent with the value of ~ 9 keV determined from other X-ray instruments (*ASCA* GIS, *Ginga* LAC, *RXTE* PCA) within their respective error bars. The iron abundance results to be $0.25_{-0.03}^{+0.04}$. These results are reported in De Grandi & Molendi 2001.

To search for a nonthermal component in the spectrum of A754, we have performed a simultaneous fit (see Fig. 2) to the MECS and PDS data with a MEKAL model that reports an average gas temperature of ~ 9.4 keV ($\chi^2=194.4$ for 158 d.o.f.). A systematic error of 1% was added in quadrature to the statistical uncertainties of the spectral data of the PDS, on the basis of the results obtained from

routinely performed Crab Nebula observations. The normalization factor for the two data sets is ~ 0.72 . At energies above ~ 45 keV there is a conspicuous excess with respect to thermal emission at a confidence level of $\sim 3.2\sigma$. This long *BeppoSAX* observation is composed of two observations with a time interval of few days and the separate data analysis does not evidence significant variability. We infer a robust indication for the nonthermal nature of the detected excess by fitting the MECS/PDS data with a 2-T model and with a T plus a power law model. In the first model one of the temperatures has the value of ~ 9.4 keV, while the second temperature assumes unrealistic values greater than 50-60 keV that strongly support a nonthermal mechanism for the second component. In the second model the fit, with a χ^2 value of 177.4 for 156 d.o.f., is not able to determine the spectral index, but the improvement of the χ^2 value with respect to a single thermal component (MEKAL model) is significant at more than 99.92% confidence level, according to the F-test. In the 10 - 40 keV energy range the fit gives a nonthermal flux of $\sim 1.6 \times 10^{-12}$ erg cm $^{-2}$ s $^{-1}$ consistent with the upper limit reported by the *RXTE* observation (Valinia *et al.* 1999).

In the next session we discuss the origin for the detected nonthermal excess considering the presence of the radio halo in the ICM of the cluster and that of the radio galaxy 26W20, which displays BL Lacertae characteristics (Silverman, Harris, & Junor 1998), in the field of view of the PDS at a distance of about 27' from the *BeppoSAX* pointing.

4. Discussion

Nonthermal X-ray emission has been detected in the Coma cluster and Abell 2256 by the PDS onboard *BeppoSAX*, while a flux upper limit has been reported for Abell 3667 (Fusco-Femiano *et al.* 2001). The deviation of these "hard tails" from the thermal bremsstrahlung spectra appears to start at energies above 20-25 keV. A likely origin for the detected nonthermal HXR radiation is IC emission by scattering of CMB photons by the radio synchrotron electrons responsible for extended radio regions present in the center (radio halo) or in the periphery (radio relic) of the cluster. Alternative mechanisms to the IC model have been proposed (Blasi & Colafrancesco 1999; Sarazin & Kempner 2000; Dogiel 2000; Blasi 2000; Liang, Dogiel, & Birkinshaw 2002), some of these motivated by the discrepancy between the value for the intracluster magnetic field derived by the *BeppoSAX* observation of the Coma cluster ($B_X \sim 0.16\mu G$; Fusco-Femiano *et al.* 1999) and the value derived from the Faraday rotation ($B_{FR} \sim 6\mu G$; Feretti *et al.* 1995) of polarized radiation of sources through the ICM. Recently, Newman, Newman, & Rephaeli (2002) have pointed out that many and large uncertainties are associated to the determination of B_{FR} (see also Govoni *et al.* 2002). However, this discrepancy can be attenuated considering models that include the effects of more realistic electron spectra, spatial profiles of the magnetic fields

and anisotropies in the pitch angle distribution of the electrons (Goldshmidt & Rephaeli 1993; Brunetti *et al.* 2001; Petrosian 2001). Another possibility is that the detected excesses are due to the presence of very obscured sources like Circinus (Matt *et al.* 1999) in the field of view of the PDS (1.3°). In the case of Coma and A2256 the analysis of the MECS images excludes the presence of this kind of sources in the central region ($\sim 30'$ in radius) of the cluster unless the obscured source is within $2'$ of the central bright cores. We have re-observed A2256 after about two years from the first observation and the two spectra are consistent (Fusco-Femiano *et al.* 2002). Besides, both observations comprise two exposures with a time interval of ~ 1 year and ~ 1 month, respectively and all these observations do not show significant flux variations. These results and the fact that the two clusters, Coma and A2256, with a detected HXR excess both have extended radio regions strongly supports the idea that a diffuse nonthermal mechanism involving the ICM is responsible for the observed excesses. Support to this interpretation is given by a second recent *RXTE* observation of the Coma cluster (Rephaeli & Gruber 2002) that confirms the previous observation (Rephaeli, Gruber, & Blanco 1999) of a likely presence of a nonthermal component in the spectrum of the cluster.

For A754 we discuss two possible origins for the detected excess at the level of $\sim 3.2\sigma$, lower than that measured in Coma and A2256 ($\sim 4.5\sigma$). As reported in the Introduction, the ICM of A754 appears to be a suitable place to host relativistic electrons considering that X-ray and optical observations indicate that the cluster is undergoing a violent merger process, and that Hydro/N-body simulations show that the merger must be very recent. The time elapsed from the start of the merger in A754 (< 0.3 Gyr) is not greater than the radiative lifetime for electrons with $\gamma \sim 10^4$. Shocks and turbulence associated with a recent or current major merger event can be able to provide energy for particle acceleration and magnetic field amplification to produce diffuse radio emission (Tribble 1993; Brunetti *et al.* 2001). This scenario seems to be confirmed by the presence of diffuse radio emission (Kassim *et al.* 2001) and now definitely confirmed by our deeper VLA observation at higher resolution at 1.4 GHz. The nonthermal HXR detected by the PDS could be IC emission by the same radio electrons scattering CMB photons. The lack of variability in the nonthermal flux detected by this long *BeppoSAX* observation is compatible with a diffuse mechanism of the observed excess. Assuming that the measured nonthermal flux of $\sim 10^{-11}$ erg cm $^{-2}$ s $^{-1}$ in the 40-100 keV energy range is due to IC emission, the volume-averaged intracluster magnetic field is $\sim 0.1\mu G$ obtained combining the radio halo and X-ray fluxes (see Fusco-Femiano *et al.* 1999, eq.1) and using our measured value of 1.5 for the radio halo index. A similar value of B_X is obtained for the radio relic assuming a radio spectral index of 1.7. The equipartition value of the magnetic field, computed with standard assumptions, is in the range $0.3 - 0.6\mu G$.

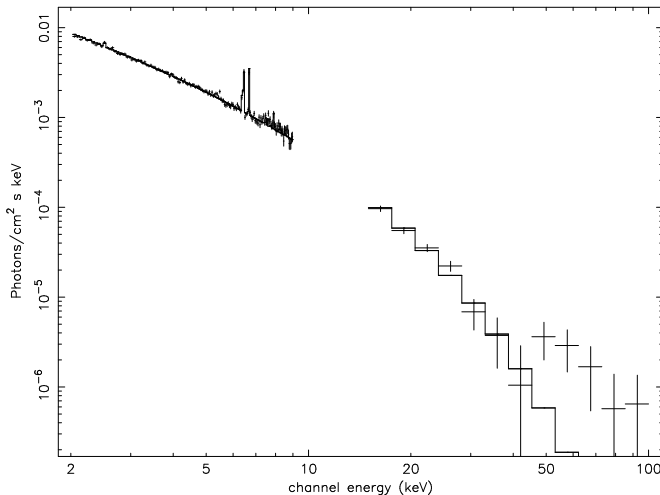


Fig. 2. MECS data in the 2-9 keV energy range and PDS data at energies above 15 keV of the *BeppoSAX* observation of A754. The continuous line is the fit with a MEKAL model. The derived mean gas temperature is of ~ 9.4 KeV within a region of $20'$ (1.7 Mpc) of radius .

The presence of diffuse radio radiation in A754, considered the prototype of a merging cluster, is a further evidence of the link between Mpc-scale radio emission and very recent or current merger processes (Feretti 1999). Radio observations and the detection of nonthermal HXR emission are of great importance for the understanding of the origin of the electron population responsible for non-thermal phenomena in clusters of galaxies. In the Coma cluster, the prototype of halo clusters, the spectral cut-off (Deiss *et al.* 1997) represents a strong indication for the presence of a cut-off in the emitting electron spectrum. This cut-off and the HXR excess detected in the Coma cluster may be naturally accounted for in the context of re-acceleration models (Brunetti *et al.* 2001) in which relativistic electrons with $\gamma \sim 100$ -300, produced by several sources in galaxy clusters and accumulated in the cluster volume over cosmological time, can be re-accelerated by various processes at the energies required to explain the radio halo in the Coma cluster. This cut-off is not naturally expected if the radio emission is produced by secondary electrons (Brunetti 2002) due to the decay of charged pions generated in cosmic ray collisions (Dennison 1980; Blasi & Colafrancesco 1999; Dolag & Ensslin 2000; Miniati *et al.* 2001). The radio and HXR observations of A754 seem to confirm the scenario described by the re-acceleration models in the Coma cluster. The detection of the hard excess in A754 determines, in the framework of the IC model, a volume-averaged intracluster magnetic field of the same order ($B_X \sim 0.1 \mu G$) of that determined in the Coma cluster (Fusco-Femiano *et al.* 1999). This value of B_X implies relativistic electrons at energies $\gamma \sim 10^4$ to explain the observed diffuse synchrotron emis-

sion. At these energies IC losses may determine a cut-off in the electron spectrum in agreement with the spectral cut-off observed in A754. So, the radio and HXR results obtained by our observations of A754 support the scenario that primary and not secondary electrons are responsible for nonthermal emission in clusters of galaxies.

However, we cannot ignore the presence of the radio galaxy 26W20 in the field of view of the PDS, located at a distance of about $27'$ from the *BeppoSAX* pointing, that could be responsible for the hard excess in A754. This source, discovered in the Westerbork radio survey by Harris *et al.* (1980), shows a X-ray bright core similar to that of a BL Lac object but with weak emission lines and this makes 26W20 different from a typical BL Lac object. The source is preferred to be classified as tailed radio galaxy for the presence of a single jet or tail and being member of a small group of galaxies. The radio galaxy has had several X-ray observations due to its close proximity to A754. It was first observed with *Einstein* (Harris, Costain & Dewdney 1984) and the IPC spectrum could be equally well fit by a power law (energy index 0.8 ± 0.4) or with a thermal model ($kT \sim 3$ keV). In the following the nonthermal nature of the X-ray emission was clarified by a *ROSAT* observation. In particular, the fit to an on-axis PSPC observation gives a core emission described by a nonthermal model with energy index 1.32 ± 0.17 and $\log N_H = 20.90 \pm 0.04$. The X-ray luminosity is $\sim 3 \times 10^{43}$ erg s^{-1} in the 0.5 - 3 KeV energy range (Silverman, Harris, & Junor 1998). The source shows variability. An 18% increase in the luminosity has been determined by two PSPC observations within 5 days in 1992.

The spectral energy distributions (SED) of BL Lac sources are characterized by two main peaks. The peak at low energy is commonly explained as synchrotron emission by relativistic electrons while that at higher energies as IC emission of the same electrons scattering the synchrotron photons (e.g. Dermer *et al.* 1997; Ghisellini *et al.* 1998).

In Figure 3 we show the SED for 26W20 where the highest energy points refer to the PDS observation assuming that this source is responsible for the detected excess. The fit with a Synchrotron Self-Compton (SSC) model is consistent with the SED of a BL Lac object (Perry 2001; Padovani, Perlman, & Landt 2002; Giommi *et al.* 2002), but a flat energy index of about 0.3 is required to extrapolate the flux detected by *ROSAT* in the PDS energy range, taking into account the angular response of the detector. The inclusion of the PDS points makes difficult to fit well all the points of the SED. However, due to the variability of this kind of sources only simultaneous observations can be used to fix the spectral properties in a large energy band. Unfortunately, the source does not appear in the field of view of the MECS because hidden by one of the calibration sources of the instrument.

5. Conclusions

Our VLA observation at 1.4 GHz definitely confirms diffuse radio emission in A754 composed by a radio halo and a relic, although a connection relic-halo cannot be excluded. The relic image at 1.4 GHz appears much more extended than that detected at 74 MHz by Kassim *et al.* (2001). Our observation determines with accuracy the slope of the radio halo spectrum in the 0.3-1.4 GHz frequency range that results to be steeper than that obtained in the band 74-330 MHz, indicating the presence of a radio spectral cutoff. A *BeppoSAX* observation of A754 shows a nonthermal HXR excess at energies above ~ 45 keV with respect to the thermal emission, at a confidence level of $\sim 3\sigma$. One possible explanation is IC emission for the same relativistic electrons responsible for the diffuse radio emission. This interpretation has been invoked to explain the nonthermal emission detected in Coma and A2256 both showing extended radio regions. The lack of significative variability of the nonthermal flux detected in A754 is consistent with a diffuse mechanism for the observed excess. This detection, that needs to be confirmed by future observations, and the radio results seem indicate that primary re-accelerated electrons and not secondary electrons are at the origin of the observed nonthermal emission in clusters of galaxies. At present, it exists also the possibility that the radio galaxy 26W20, located in the field of view of the PDS, is responsible for the reported hard excess. The extrapolation of the *ROSAT* flux in the PDS energy range requires a flat index to explain the nonthermal HXR flux. However, considering the non simultaneity of the *ROSAT* and *BeppoSAX* observations the SED may have assumed a different shape at the moment of the *BeppoSAX* observation. To discriminate be-

tween these two interpretations a hard X-ray observation with imaging instruments is necessary.

Acknowledgements. We thank G.Brunetti and P.Giommi for useful suggestions regarding the interpretation of the results. We are grateful to the referee for the stimulating comments.

References

- Bird, C.M. 1994, *AJ*, 107, 1637
 Blasi, P. 2000, *ApJ*, 525, 603
 Blasi, P. & Colafrancesco, S. 1999, *Astropart. Phys.*, 12, 169
 Bliton, M., Rizza, E., Burns, J.O., Owen, F.N., Ledlow, M.J. 1998, *MNRAS*, 301, 609
 Brunetti, G., Setti, G., Feretti, L., & Giovannini, G. 2001, *MNRAS*, 320, 365
 Brunetti, G. 2002, invited review in the Meeting: "Matter and Energy in Clusters of Galaxies", ASP Conf.Ser., eds: S.Bowyer & C-Y. Hwang; astro-ph/0208074
 Chiappetti, L. & Dal Fiume, D. 1997, in *Data Analysis in Astronomy*, ed. V. Di Gesu' *et al.* (Singapore: World Scientific), 101
 Dal Fiume, D., Frontera, F., Nicastro, L., Orlandini, M., Palazzi, E., Costa, E., Feroci, M., & Zavattini, G. 1997, in *Data Analysis in Astronomy*, ed. V. Di Gesu' *et al.* (Singapore: World Scientific), 111
 De Grandi, S. & Molendi, S. 2001, *ApJ*, 551, 153
 Dennison, B. 1980, *ApJ*, 239, 93
 Dermer, C.D., Sturmer, S.J., & Schlickeiser, R. 1997, *ApJS*, 109, 103
 Deiss, B.M., Reich, W., Lesch, H., & Wielebinski, R. 1997, *A&A*, 321, 55
 Dennison, B. 1980, *ApJ*, 239, L93
 Dogiel, V.A. 2000, *A&A*, 357, 66
 Dolag, K., & Ensslin, T.A. 2000, *A&A*, 362, 151
 Dressler, A. 1980, *ApJS*, 42, 565
 Feretti, L., Dallacasa, D., Giovannini, G., & Tagliani, A. 1995, *A&A*, 302, 680
 Feretti, L. 1999, in *Diffuse Thermal and Relativistic Plasma in Galaxy Clusters*, ed. H. Bohringer, L. Feretti, & P. Schuecker (MPE Rep. 271; Garching: MPE), 3
 Frontera, F., Costa, E., Dal Fiume, D., Feroci, M., Nicastro, L., Orlandini, M., Palazzi, E., & Zavattini, G. 1997, *A&AS*, 122, 357
 Fusco-Femiano, R., Dal Fiume, D., Feretti, L., Giovannini, G., Grandi, P., Matt, G., Molendi, S., & Santangelo, A. 1999, *ApJ*, 513, L21
 Fusco-Femiano, R., Dal Fiume, D., De Grandi, S., Feretti, L., Giovannini, G., Grandi, P., Malizia, A., Matt, G., & Molendi, S. 2000, *ApJ*, 534, L10
 Fusco-Femiano, R., Dal Fiume, D., Orlandini, M., Brunetti, G., Feretti, L., & Giovannini, G. 2001, *ApJ*, 552, L100
 Fusco-Femiano, R. *et al.* 2002, to appear in the Proc. "Matter and Energy in Clusters of Galaxies", April 2002, Taiwan, ASP, Conf. Ser., eds.: S.Bowyer & C-Y.Hwang; astro-ph/0207241
 Ghisellini, G., Celotti, A., Fossati, G., Maraschi, L., & Comastri, A. 1998, *MNRAS*, 301, 451
 Giommi, P., Massaro, E., & Palumbo, G. 2002, Proc. of Workshop "Blazar Astrophysics with *BeppoSAX* and Other Observatories", December 10-11, 2001, Frascati, Italy, in press

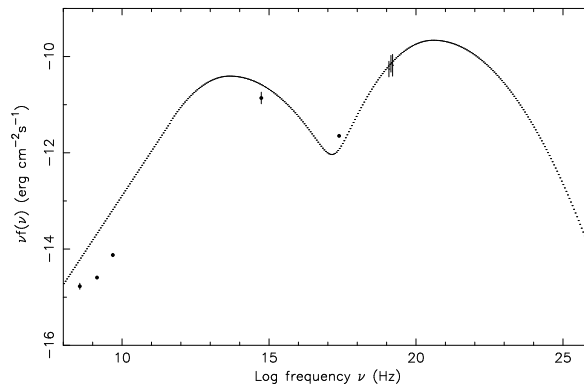


Fig. 3. Spectral energy distribution for 26W20. The first and third radio points are taken from NED, the second from NVSS. The optical point from the USNO catalog and the ROSAT point from the PSPC observation by Silverman, Harris, & Junor (1998). The highest energy points refer to the hard excess detected by the PDS observation. The dotted line is the fit to the SED with a SSC model.

- Giovannini, G., Feretti, L., Venturi, T., Kim, K.T., & Kronberg, P.P. 1993, *ApJ*, 406, 399
- Giovannini, G., Tordi, M., & Feretti, L. 1999, *New Astronomy*, 4, 141
- Govoni, F., Feretti, L., Giovannini, G., Murgia, M., Taylor, G., & Dallacasa, D. 2002, to appear in the Proc. of "Matter and Energy in Clusters of Galaxies", 23-27 April, Chung-Li, Taiwan, eds. S.Bowyer & C.-Y.Hwang.
- Goldsmith, O. & Rephaeli, Y. 1993, *ApJ*, 411, 518
- Harris, D.E. *et al.* 1980, *A&A*, 90, 283
- Harris, D.E., Costain, C.H., & Dewdney, P.E. 1984, *ApJ*, 280, 532
- Henriksen, M.J. & Markevitch, M.L. 1996, *ApJ*, 466, L79
- Henry, J.P. & Briel, U.G. 1995, *ApJ*, 443, L9
- Kassim, N.E., Clarke, T.E., Enßlin, T.A., Cohen, A.S., & Neumann, D.M. 2001, *ApJ*, 559, 785
- Liang, H., Dogiel, V.A., & Birkinshaw, M. 2002, *MNRAS*, in press; astro-ph/0208509
- Markevitch, M., Forman, W.R., Sarazin, C.L.
- Matt, G. *et al.* 1999, *A&A*, 341, L39
- Miniati, F., Jones, T.W., Kang, H., & Ryu, D. 2001, *ApJ*, 562, 233
- Newman, W.I., Newman, A.L., & Rephaeli, Y. 2002, astro-ph/0204451
- Padovani, P., Perlman, E.S., & Landt, H. 2002, in preparation
- Perry, M. 2001, PhD thesis
- Petrosian, V. 2001, *ApJ*, 557, 560
- Rephaeli, Y., Gruber, D.E., & Blanco, P. 1999, *ApJ*, 511, L21
- Rephaeli, Y., & Gruber, D. 2002, astro-ph/0207443
- Roettiger, K., Stone, J.M., & Mushotzky, R.F. 1998, *ApJ*, 493, 62
- Roettiger, K., Stone, J.M., & Burns, J.O. 1999, *ApJ*, 518, 594
- Roettiger, K., Burns, J.O., & Stone, J.M. 1999, *ApJ*, 518, 603
- Sarazin, C.L. & Kempner, J.C. 2000, *ApJ*, 533, 73
- Sijbring, L.G. 1993, PhD Thesis, Groningen Univ.
- Silverman, J.D., Harris, D.E., & Junor, W. 1998, *A&A*, 335, 443
- Tribble, P.C. 1993, *MNRAS*, 261, 57
- Valinia, A., Henriksen, M.J., Loewenstein, M., Roettiger, K., Mushotzky, R.F., & Madejski, G. 1999, *ApJ*, 515, 42
- Zabludoff, A.I. & Zaritsky, D. 1995, *ApJ*, 447, L21