

Highest Energy Neutrino Showers in EUSO

D.Fargion^{ab}

^aPhysics department, Universita' degli studi "La Sapienza",
Piazzale Aldo Moro 5, - 00185 Roma, Italy

^bINFN Roma, Istituto Nazionale di Fisica Nucleare, Italy

EUSO experiment, while monitoring the downward Earth atmosphere layers, may observe among common Ultra High Energy Cosmic Rays, UHECR, also High Energy Neutrino-Induced Showers either blazing upward to the detectors at high (\sim PeVs) energies or at much higher GZK, $\sim E_\nu \geq 10^{19}$ eV energies, showering horizontally in air or vertically downward. A small fraction of these upward, horizontal and vertical Shower maybe originated by direct astrophysical UHE neutrino interacting on terrestrial air layers itself; however the dominant UHE neutrino signal are Upward and Horizontal Tau Air-Showers, UPTAUS and HORTAUs (or Earth skimming ν), born within widest Earth Crust Crown (Sea or Rock) Areas, by UHE $\nu_\tau + Nuclei \rightarrow \tau$ interactions, respectively at PeVs and GZK energies: their rate and signatures are shown in a neutrino fluence map for EUSO thresholds versus other UHE air interacting neutrino signals and backgrounds. The effective target Masses originating HORTAUs seen by EUSO may exceed (on sea) a wide and huge ring volume $\simeq 5130 km^3$. The consequent HORTAUS event rate (even at 10% EUSO duty cycle lifetime) may deeply test the expected Z-Burst models by at least a hundred of yearly events. Even rarest but inescapable GZK neutrinos (secondary of photopion production of observed cosmic UHECR) might be discovered in a few (or a tens) horizontal shower events; in this view an extension of EUSO detectability up to $\sim E_\nu \geq 10^{19}$ eV threshold is to be preferred. A wider collecting EUSO telescope (3m diameter) might be considered.

Introduction: EUSO and GZK ν

The very possible discover of an UHECR astronomy, the solution of the GZK paradox, the very urgent rise of an UHE neutrino astronomy are among the main goals of EUSO project. This advanced experiment in a very near future will encompass AGASA-HIRES and AUGER and observe for highest cosmic ray showers on Earth Atmosphere recording their tracks from International Space Station by Telescope facing downward the Earth. Most of the scientific community is puzzled by the many mysteries of UHECRs: their origination because of their apparent isotropy, is probably extragalactic. However the UHECR events are not clustered to any nearby AGN, QSRs or Known GRBs within the narrow (10-30 Mpc radius) volume defined by the cosmic $2.75 K^\circ$ proton drag viscosity (the so called GZK cut-off [24][39]). The recent doublets and

triplets clustering found by AGASA seem to favor compact object (as AGN) over more exotic topological relic models, mostly fine tuned in mass (GUT, Planck one) and time decay rate to fit all the observed spectra. However the missing AGN within a GZK volume is wondering. A possible remarkable correlation recently shows that most of the UHECR event cluster point toward BL Lac sources [23]. This correlation favors a cosmic origination for UHECRs, well above the near GZK volume. In this frame a relic neutrino mass [6], [33] $m_\nu \simeq 0.4$ eV or ($m_\nu \simeq 0.1 \div 5$ eV) may solve the GZK paradox [8], [9],[38],[37],[15],[20] overcoming the proton opacity being ZeV UHE neutrinos transparent (even from cosmic edges to cosmic photon Black Body drag) while interacting in resonance with relic neutrinos masses in dark halos (Z-burst or Z-WW showering models). These light neutrino masses do not solve the galactic or cosmic dark matter problem but it is well consistent with old and recent solar neutrino oscillation evidences [22],[21],[2] and most

recent claims by KamLAND [27] of anti-neutrino disappearance (all in agreement within a Large Mixing Angle neutrino model and $\Delta m_\nu^2 \sim 7 \cdot 10^{-5} eV^2$) as well as these light masses are in agreement with atmospheric neutrino mass splitting ($\Delta m_\nu \simeq 0.07$ eV) and in fine tune with more recent neutrino double beta decay experiment mass claim $m_\nu \simeq 0.4$ eV [28]. In this Z-WW Showering for light neutrino mass models large fluxes of UHE ν are necessary,[9],[37][15],[20],[26] or higher than usual gray-body spectra of target relic neutrino or better clustering are needed [15][34]: indeed a heaviest neutrino mass $m_\nu \simeq 1.2 - 2.2$ eV while still being compatible with known bounds, might better gravitationally cluster leading to denser dark local-galactic halos and lower neutrino fluxes[15][34]. It should be remarked that in this frame the main processes leading to UHECR above GZK are mainly the WW-ZZ and the t-channel interactions [9],[15]. These expected UHE neutrino fluxes might and must be experienced in complementary and independent tests.

1. UHE ν Astronomy by the τ Showering

While longest μ tracks in km^3 underground detector have been, in last three decades, the main searched UHE neutrino signal, Tau Air-showers by UHE neutrinos generated in Mountain Chains or within Earth skin crust at Pevs up to GZK ($> 10^{19}$ eV) energies have been recently proved to be a new powerful amplifier in Neutrino Astronomy [14], [10],[5],[30],[19]. This new Neutrino τ detector will be (at least) complementary to present and future, lower energy, ν underground km^3 telescope projects (from AMANDA,Baikal, ANTARES, NESTOR, NEMO, IceCube). In particular Horizontal Tau Air shower may be naturally originated by UHE ν_τ at GZK energies crossing the thin Earth Crust at the Horizon showering far and high in the atmosphere [10],[12], [13],[5],[19]. UHE ν_τ are abundantly produced by flavour oscillation and mixing from muon (or electron) neutrinos, because of the large galactic and cosmic distances respect to the neutrino oscillation ones (for already known neutrino mass splitting). Therefore EUSO may observe

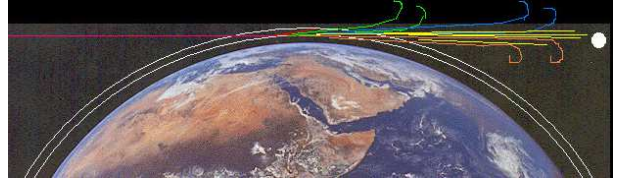


Figure 1. A very schematic Horizontal High Altitude Shower (HIAS); its fan-like imprint is due to geo-magnetic bending of charged particles at high quota ($\sim 44km$). The Shower may point to an satellite as old gamma GRO-BATSE detectors or very recent Beppo-Sax,Integral, HETE, Chandra or future Agile and Swift ones. [10],[12],[13]. The HIAS Showers is open and forked in five (or three or at least two main component): ($e^+, e^-, \mu^+, \mu^-, \gamma$, or just positive-negative); these multi-finger tails may be seen as split tails by EUSO.




Figure 2. As above Horizontal Upward Tau Air-Shower (HORTAUS) originated by UHE neutrino skimming the Earth: fan-like jets due to geo-magnetic bending shower at high quota ($\sim 23 - 40km$): they may be pointing to an orbital satellite detector [10], [12], [13]. The Shower tails may be also observable by EUSO just above it.

many of the above behaviours and it may constrain among models and fluxes and it may also answer open standing questions. I will briefly enlist, in this first preliminary presentation, the main different signatures and rates of UHECR versus UHE ν shower observable by EUSO at 10% duty cycle time within a 3 year record period, offering a first estimate of their signals. Part of the results on UHECR are probably well known, even here it is re-estimated. Part of the results, regarding the UPTAUs and HORTAUs, are new and they rule the UHE ν Astronomy in EUSO.



Figure 3. A very schematic Upward Tau Air-Shower (UPTAUs) and its open fan-like jets due to geo-magnetic bending at high quota ($\sim 20 - 30km$). The gamma Shower may be pointing to an orbital detector [10], [12], [13]. Its vertical Shower tail may be spread by geo-magnetic field into a thin eight-shape beam observable by EUISO as a small blazing oval (few dot-pixels) aligned orthogonal to the local magnetic field .

2. Upward UHE ν Showering in Air

Let us first consider the last kind of Upward τ signals due to their interaction in Air or in Earth Crust. The Earth opacity will filter mainly $10^{14} - 10^{15}eV$ upward events [31],[29],[1],[7],[10]; therefore only the direct ν shower in air or the UPTAUs around PeVs will be able to flash toward EUISO in a narrow beam ($2.5 \cdot 10^{-5}$ solid angle) jet blazing apparently at $10^{19} - 10^{20}eV$ energy. The shower will be opened in a fan like shape and it will emerge from the Earth atmosphere spread as a triplet or multi-dot signal aligned orthogonal to local terrestrial magnetic field. This signature will be easily revealed. However the effective observed air mass by EUISO is not 10% (because duty cycle) of the inspected air volume $\sim 150km^3$, but because of the narrow blazing shower cone it corresponds to only to $3.72 \cdot 10^{-3} km^3$. The target volume increases for upward neutrino Tau interacting vertically in Earth Crust in last matter layer (either rock or water), making upward relativistic $\simeq PeVs$ τ whose decay in air born finally an UPTAUs; in this case the effective target mass is (for water or rock) respectively $5.5 \cdot 10^{-2} km^3$ or $1.5 \cdot 10^{-1} km^3$. These volume are not extreme. The consequent foreseen thresholds are summarized for 3 EUISO years of data recording in Figure 4. The UPTAUs signal is nearly 15 times larger than the Air-Induced ν Shower. A more detailed analysis may show an additional

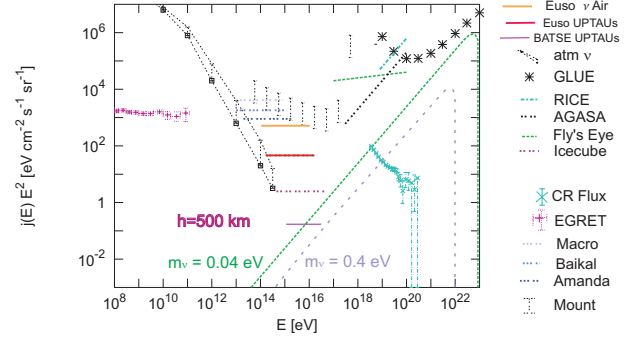


Figure 4. Upward Neutrino Air-Shower and Upward Tau Air-shower, UPTAUs, Gamma and Cosmic Rays Fluence Thresholds and bounds in different energy windows for different past and future detectors. The UPTAUs threshold for EUISO has been estimated for a three year experiment lifetime. BATSE recording limit is also shown from height $h = 500km$ and for ten year record. Competitive experiment are also shown as well as the Z-Shower expected spectra in light neutrino mass values $m_{\nu} = 0.4, 0.04 eV$. [10], [12],[26], [15],[18].

factor three (due to the neutrino flavours) in favor of Air-Induced Showers, but the more transparent role of PeV multi-generating upward ν_{τ} while crossing the Earth, makes the result summarized in figure. The much wider acceptance of BATSE respect EUISO and the consequent better threshold (in BATSE) is due to the wider angle view of the gamma detector, the absence of any suppression factor as in EUISO duty cycle, as well as the 10 (for BATSE) over 3 (for EUISO) years assumed of record life-time. Any minimal neutrino fluence $\Phi_{\nu_{\tau}}$ of PeVs neutrino

$$\Phi_{\nu_{\tau}} \geq 10^2 eV cm^{-2} s^{-1}$$

might be detectable by EUISO.

3. Downward and Horizontal UHECRs

Let us now briefly reconsider the nature of common Ultra High Cosmic Rays (UHECR) showers.

Their rate will offer a useful test for any additional UHE neutrino signals. Let us assume for sake of simplicity a characteristic opening angle of EUSO telescope of 30° and a nominal satellite height of 400 km, leading to an approximate atmosphere area under inspection of EUSO $\sim 1.5 \cdot 10^5 km^2$. Let us discuss the UHECR shower: It has been estimated (and it is easy to verify) a $\sim 2 \cdot 10^3$ event/year rate above $3 \cdot 10^{19}$ eV. Among these "GZK" UHECR (either proton, nuclei or γ) nearly $7.45\% \approx 150$ event/year will shower in Air Horizontally with no Cherenkov hit on the ground. The critical angle 6.7° corresponding to 7.45% of all the events, is derived from first interacting quota (here assumed for Horizontal Hadronic Shower near 44 km following [10],[12],[13]): Indeed the corresponding horizontal edge critical angle $\theta_h = 6.7^\circ$ below the horizons ($\pi/2$) is found (for an interacting height h near 44 km): $\theta_h = \arccos \frac{R_\oplus}{R_\oplus + h_1} \simeq 1^\circ \sqrt{\frac{h_1}{km}}$. These Horizontal High Altitude Showers (HIAS)[12],[13], will be able to define a new peculiar showering, mostly very long (hundred kms) and bent and forked (by few or several degrees) by local geo-magnetic fields. The total UHECR above $3 \cdot 10^{19}$ eV will be ~ 6000 UHECR and ~ 450 Horizontal Shower within 3 years; these latter horizontal signals are relevant because they may mimic Horizontal induced ν Air-Shower, but mainly at high quota ($\geq 30 - 40 km$) and downward. On the contrary UHE neutrino tau showering, HORTAUs, to be discussed later, are also at high quota ($\geq 23 km$), but upward-horizontal. Their outcoming angle will be ($\geq 0.2^\circ - 3^\circ$) upward. Therefore a good angular ($\leq 0.2 - 0.1^\circ$) resolution to distinguish between the two signal will be a key discriminator. While Horizontal UHECR are an important piece of evidence in the UHECR calibration and its GZK study, at the same time they are a severe back-ground noise competitive with Horizontal-Vertical GZK Neutrino Showers originated in Air, to be discussed below. However Horizontal-downward UHECR are not confused with upward Horizontal HORTAUs by UHE neutrinos to be summarized in last section. Note that Air-Induced Horizontal UHE neutrino as well as all down-ward Air-Induced

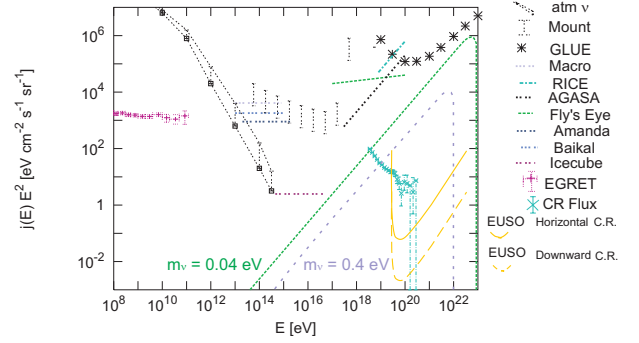


Figure 5. Neutrino, Gamma and Cosmic Rays Fluence Thresholds and bounds in different energy windows. The Cosmic Rays Fluence threshold for EUSO has been estimated for a three year experiment lifetime. The paraboloid bound shape threshold may differ upon the EUSO optics and acceptance. Competitive experiment are also shown as well as the Z-Shower expected spectra in light mass values. [10], [12],[26], [15],[18].

UHE ν will shower mainly at lower altitudes ($\leq 10 km$); however they are respectively only a small ($\leq 2\%$, $\leq 8\%$) fraction than HORTAUs showers to be discussed in the following. An additional factor 3 due to their three flavour over τ unique one may lead to respectively ($\leq 6\%$, $\leq 24\%$) of all HORTAUs events: a contribute ratio that may be in principle an useful test to study the balanced neutrino flavour mixing.

4. Air Induced UHE ν Shower

UHE ν may hit an air nuclei and shower vertically or horizontally or more rarely nearly upward: its trace maybe observable by EUSO preferentially in inclined or horizontal case. Indeed Vertical Down-ward ($\theta \leq 60^\circ$) neutrino induced Air Shower occur mainly at lowest quota and they will only partially shower their UHE ν energy because of the small slant depth ($\leq 10^3 gcm^{-2}$) in most vertical down-ward UHE ν shower. The observed EUSO air mass ($1500 km^3$, corresponding to a $\sim 150 km^3$ for 10% EUSO record

time) is only ideally the UHE neutrino calorimeter. Indeed inclined ($\sim \theta \geq 60^\circ$) and horizontal Air-Showers ($\sim \theta \geq 83^\circ$) (induced by GZK UHE neutrino) may reach their maximum output and their event maybe observed ; therefore only a small fraction ($\sim 30\%$ corresponding to $\sim 50 \text{ km}^3$ mass-water volume for EUSO observation) of vertical downward UHE neutrino may be seen by EUSO. This signal may be somehow hidden or masked by the more common down-ward UHECR showers. The key reading signature will be the shower height origination: ($\geq 40\text{km}$) for most downward-horizontal UHECR, ($\leq 10\text{km}$) for most inclined-horizontal Air UHE ν Induced Shower. A corresponding smaller fraction ($\sim 7.45\%$) of totally Horizontal UHE neutrino Air shower, orphan of their final Cherenkov flash, in competition with the horizontal UHECR, may be also clearly observed: their observable mass is only $V_{Air-\nu-Hor} \sim 11.1 \text{ km}^3$ for EUSO observation duty-cycle. These masses reflect into a characteristic threshold behaviour shown by bounds in Figure 7.

4.1. UHE $\nu_\tau - \tau$ Double Bang Shower

A more rare, but spectacular, double $\nu_\tau - \tau$ bang in Air (comparable in principle to the PeVs expected "double bang" in water [32]) may be exciting, but difficult to be observed; the EUSO effective calorimeter mass for such Horizontal event is only 10% of the UHE ν Horizontal ones ($\sim 1.1 \text{ km}^3$); therefore its event rate is nearly excluded needing a too high neutrino fluxes see Fig.6; indeed it should be also noted that the EUSO energy threshold ($\geq 3 \cdot 10^{19}\text{eV}$) imply such a very large τ Lorents boost distance; such large τ track exceed (by more than a factor three) the EUSO disk Area diameter ($\sim 450\text{km}$); therefore the expected Double Bang Air-Horizontal-Induced ν Shower thresholds are suppressed by a corresponding factor as shown in Figure 6. More abundant single event Air-Induced ν Shower (Vertical or Horizontal) thresholds are facing different Air volumes and quite different visibility as shown and summarized in Fig7. It must be taken into account an additional factor three (because of three light neutrino states) in the Air-Induced ν Shower arrival flux respect to incoming ν_τ (and

$\bar{\nu}_\tau$), making the Air target not totally a negligible calorimeter.

4.2. UHE $\nu_\tau - \tau$ Air Single Bang Shower

There are also a sub-category of $\nu_\tau - \tau$ "double bang" due to a first horizontal UHE ν_τ charged current interaction in air nuclei (the first bang) that is lost from the EUSO view; their UHE secondary τ fly and decay leading to a Second Air-Induced Horizontal Shower, within the EUSO disk area. These horizontal "Double-Single τ Air Bang" Showers (or if you like popular terminology, these Air-Earth Skimming neutrinos or just Air-HORTAU event) are produced within a very wide Terrestrial Crown Air Area whose radius is exceeding $\sim 600 - 800 \text{ km}$ surrounding the EUSO Area of view. However it is easy to show that they will just double the Air-Induced ν Horizontal Shower rate due to one unique flavour. Therefore the total Air-Induced Horizontal Shower (for all 3 flavours and the additional τ decay in flight) are summarized and considered in Fig.7. The relevant UHE neutrino signal, as discussed below, are due to the Horizontal Tau Air-Showers originated within the (much denser)Earth Crust:the called HORTAUs (or Earth Skimming ν_τ).

5. UHE $\nu_\tau - \tau$ from Earth Skin: HORTAUs

As already mention the UHE ν astronomy maybe greatly amplified by ν_τ appearance via flavour mixing and oscillations. The consequent scattering of ν_τ on the Mountains or into the Earth Crust may lead to Horizontal Tau Air-Showers :HORTAUs (or so called Earth Skimming Showers [12],[13],[10][19]). Indeed UHE ν_τ may skip below the Earth and escape as τ and finally decay in flight, within air atmosphere, as well as inside the Area of view of EUSO, as shown in Figure 8. Any UHE-GZK Tau Air Shower induced event is approximately born within a wide ring (whose radiuses extend between $R \geq 300$ and $R \leq 800 \text{ km}$ from the EUSO Area center). Because of the wide area and deep τ penetration [10],[16],[18] the amount of interacting matter where UHE ν may lead to τ is huge ($\geq 2 \cdot 10^5 \text{ km}^3$); however only a tiny fraction of these HORTAUs will beam and Shower within the EUSO

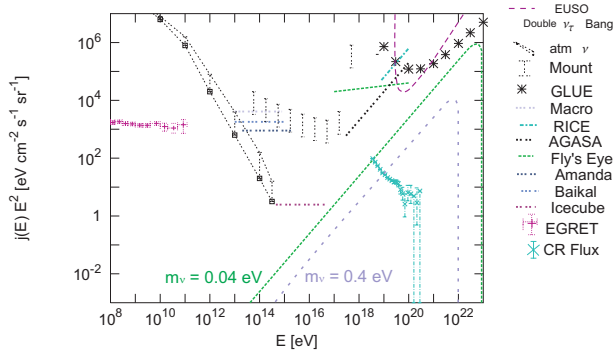


Figure 6. EUSO threshold for Double bang τ Neutrino over other γ , ν and Cosmic Rays (C.R.) Fluence and bounds in different energy windows. The Fluence threshold for EUSO has been estimated for a three year experiment lifetime. Competitive experiment are also shown as well as the Z-Shower expected spectra in most probable light neutrino mass values ($m_\nu = 0.04, 0.4$ eV). [10],[12],[26], [15],[18].

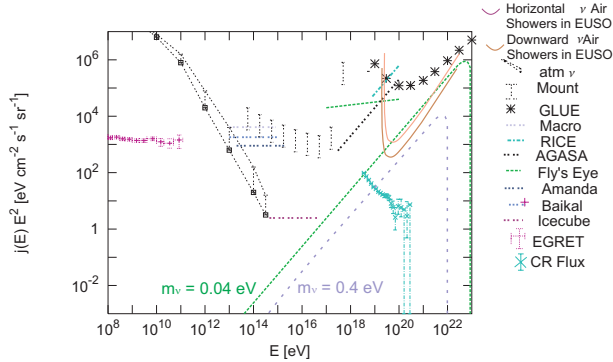


Figure 7. EUSO thresholds for Horizontal and Vertical Downward Neutrino Air induced shower over other γ , ν and Cosmic Rays (C.R.) Fluence and bounds. The Fluence threshold for EUSO has been estimated for a three year experiment lifetime. Competitive experiments are also shown as well as the Z-Shower expected spectra in light neutrino mass values ($m_\nu = 0.04, 0.4$ eV). [10],[12],[26], [15],[18].

Area within EUSO. After carefully estimate (using also results in [10],[16], [17],[18]) I probed a lower bound (in sea matter) for these effective Volumes respectively at ($1.1 \cdot 10^{19}$ eV) and at ($3 \cdot 10^{19}$ eV) energy:

$$V_{eff} \geq A_{EUSO} \cdot \frac{1}{2} \cdot \sin \delta \tilde{\theta}_{h_1} \cdot l_\tau \cdot \delta \tilde{\theta}_{h_1} \quad (1)$$

The above geometrical quantities $\delta \tilde{\theta}_{h_1}, l_\tau$, are the Earth Skimming or HORTAU angle and tau interaction length defined in reference [16] while A_{EUSO} is the EUSO Area. Assuming a characteristic EUSO radius of 225 km and at above energies one obtains a lower bound:

$$V_{eff} \simeq 5.13 \cdot 10^3 km^3$$

$$V_{eff} \simeq 6.25 \cdot 10^3 km^3$$

These are the bounds applied in red curves in figures. A more exact and detailed derivation offer a larger Volume:

$$V_{eff} \simeq A_{EUSO} \cdot (\sin \delta \tilde{\theta}_{h_1})^2 \cdot l_\tau \quad (2)$$

These volumes are twice the above considered bounds but are not discussed here. Therefore at GZK energies ($1.1 \cdot 10^{19}$ eV) the horizontal τ by HORTAUs are more than 50 times more abundant than any corresponding Horizontal Air Induced at energy 10^{19} eV neutrino air-induced at the same energy. It should be remind that all these bound for EUSO in figure are already suppressed by a factor 0.1 due to minimal EUSO duty cycle.

However the Air-Shower induced neutrino may reflect all three light neutrino flavours, while HORTAUs are made only by $\nu_\tau, \bar{\nu}_\tau$ flavour. Nevertheless the dominant role of HORTAUs overcome (by a factor ≥ 15) all other Horizontal EUSO neutrino event: their expected event rate are, at $\Phi_\nu \geq 3 \cdot 10^3$ eV $cm^{-2} s^{-1}$ neutrino fluence (as in Z-Shower model in Figure 9 – 10), a few hundred event a year and they may already be comparable or even may exceed the expected Horizontal CR rate. Dash curves for both HORTAUs and Horizontal Cosmic Rays are drawn assuming an EUSO threshold at 10^{19} eV. Because the bounded τ flight distance (due to the contained

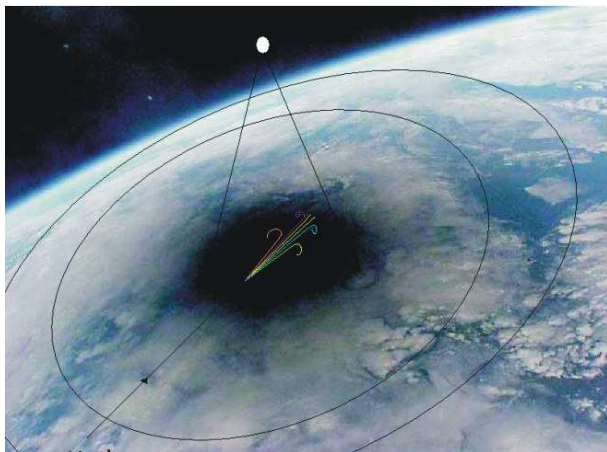


Figure 8. A schematic Horizontal High Altitude Shower or similar Horizontal Tau Air-Shower (HORTAU) and its open fan-like jets due to geo-magnetic bending seen from a high quota by EUSO satellite. The image background is moon eclipse shadow observed by Mir on Earth. The forked Shower is multi-finger containing a inner γ core and external fork spirals due to e^+e^- pairs (first opening) and $\mu^+\mu^-$ pairs [10], [12], [13].

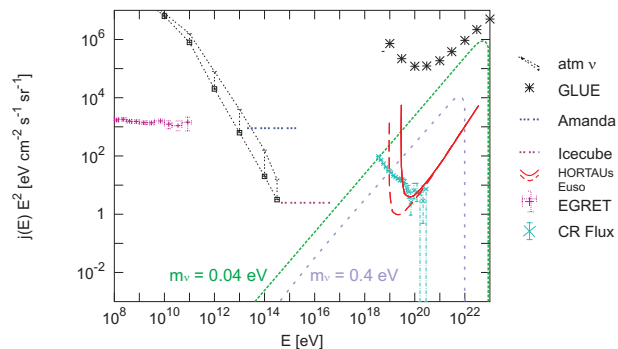


Figure 9. EUSO thresholds for Horizontal Tau Air-Shower HORTAU (or Earth Skimming Shower) over few γ , ν and Cosmic Rays (C.R.) Fluence and bounds. Dash curves for HORTAU are drawn assuming an EUSO threshold at 10^{19} eV. Because the bounded τ flight distance (due to the contained terrestrial atmosphere height) the main signal is better observable at $1.1 \cdot 10^{19}$ eV than higher energies. The Fluence threshold for EUSO has been estimated for a three year experiment lifetime. Z-Shower or Z-Burst expected spectra in light neutrino mass values ($m_\nu = 0.04, 0.4$ eV) are shown. [10], [12],[26], [15],[18].

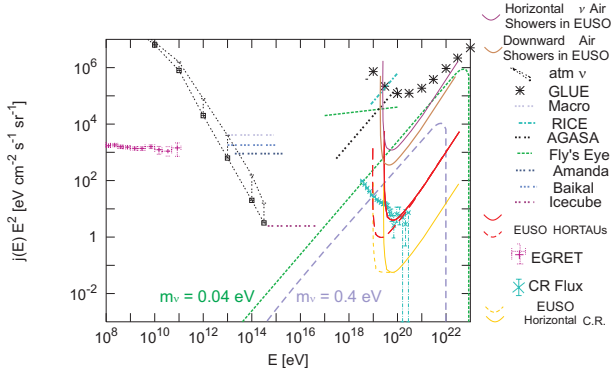


Figure 10. EUSO thresholds for Horizontal Tau Air-Shower shower, HORTAUs (or Earth Skimming Showers) over all other γ , ν and Cosmic Rays (C.R.) Fluence and bounds. The Fluence threshold for EUSO has been estimated for a three year experiment lifetime. Competitive experiment are also shown as well as the Z-Shower expected spectra in light neutrino mass values ($m_\nu = 0.04, 0.4$ eV). As above dash curves for both HORTAUs and Horizontal Cosmic Rays are drawn assuming an EUSO threshold at 10^{19} eV. [10], [12],[26], [15],[18].

terrestrial atmosphere height) the main signal is better observable at $1.1 \cdot 10^{19}$ eV than higher energies as emphasized in Fig.9 – 10 at different threshold curves.

6. Conclusions

Highest Energy Neutrino signals may be well observable by next generation satellite as EUSO: the main source of such neutrino traces are UPTAUs (Upward Tau blazing the telescope born in Earth Crust) and mainly HORTAUs (Horizontal Tau Air-Showers originated by an Earth-Skimming UHE ν_τ). These showers will be opened in a characteristic thin fan-jet ovals like the 8-shape horizontal cosmic ray observed on Earth. The UPTAUs will arise mainly at PeV energies (because the Earth neutrino opacity at higher energies and because the shorter τ boosted length, at lower energies)[10]; UPTAUs will be detected as a thin stretched multi-pixel event by EUSO, whose orientation is polarized orthogonal to local geo-magnetic field. The EUSO sensibility (effective volume ($V_{eff} \sim 0.1 km^3$) for 3 years of detection) will be deeper an order of magnitude below present AMANDA-Baikal bounds. Horizontal Tau Air-Shower at GZK energies will be better searched and revealed. They are originated along huge Volumes around the EUSO Area. Their horizontal skimming secondary τ decay occur far away ≥ 500 km, at high altitude ($\geq 20-40$ km) and it will give clear signals distinguished from downward horizontal UHECR. HORTAUs are grown by UHE neutrino interactions inside huge volumes ($V_{eff} \geq 5130 - 6250 km^3$) respectively for incoming neutrino energy $E_{\nu_\tau} \simeq 10^{19}$ eV and $3 \cdot 10^{19}$ eV. To obtain these results we applied the procedure described in recent articles [16],[17],[18]. As summarized in last Figures the expected UHE fluence

$$\Phi_\nu \simeq 10^3 eV cm^{-2} s^{-1}$$

needed in most Z-Shower models (as well as in most topological relic scenario) to solve GZK puzzles, will lead to nearly a hundred of horizontal events a year comparable to UHECR ones. Even in the most conservative scenario where a mini-

mal GZK- ν fluence must take place (at least at

$$\Phi_\nu \simeq 10 \text{eV cm}^{-2} \text{s}^{-1}$$

,just comparable to well observed Cosmic Ray fluence), a few or a ten of such UHE astrophysical neutrino must be observed (respectively at 10^{19} eV and $3 \cdot 10^{19}$ eV energy windows) during three year of EUSO data recording. To improve their visibility EUSO must, in our opinion one may:

a) Improve the fast pattern recognition of Horizontal Shower Tracks with their few distant dots with forking signature.

b) Enlarge the Telescope Radius to embrace also lower 10^{19} eV energy thresholds where UHE neutrino signals are enhanced.

c) Consider a detection at angular $\Delta\theta$ and at height Δh level within an accuracy $\Delta\theta \leq 0.2^\circ, \Delta h \leq 2$ km.

Even all the above results have been derived carefully following [16],[17],[18] in a minimal realistic framework they may be used within 10% nominal value due to the present uncertain in EUSO detection capabilities.

Acknowledgment

The author wish to thank Prof. Livio Scarsi for inspiring the present search as well as the EUSO collaboration for the exciting discussion during November workshop in Rome; the author thanks also C.Leto and P.G.De Sanctis Lucentini and M.Teshima for support and technical suggestions.

References

REFERENCES

1. Becattini F and Bottai S 2001 Astropart. Phys. 15 323
2. SNO Collaboration, 2002, Phys.Rev.Lett. 89 (2002) 011302.
3. Berezhinsky V S, Gazizov A Z and Grigorieva S I 2002 hep-ph/0204357
4. Berezhinsky V S et al. 1990 Astrophysics of Cosmic Rays (North Holland ed.)
5. Bertou X, Billoir P, Deligny O, Lachaud C, Letessier-S.A 2002 Astropart.Phys.17 183-193
6. Dolgov A 2002 Phys.Rept. 370 , 333-535; 2002 hep-ph/0202122
7. Dutta Iyer S, Reno M H, Sarcevic I and Seckel D 2001 Phys. Rev. D63 094020
8. Fargion D and Salis A 1997 Proc.25th ICRC HE-4-6 153
9. Fargion D, Mele B and Salis A 1999 Ap. J. 517 725; astro-ph/9710029
10. Fargion D 2002 Ap. J. 570 (2002) 909-925, astro-ph/0002453; astro-ph/9704205
11. Fargion D and Grossi M, De Sanctis Lucentini P G, Di Troia C and Konoplich R V; Dark2000, Heidelberg 10-14, July, Ed. Klapdor-Kleingrothaus H V Springer 2001 p. 455-468
12. Fargion D 2001 27th ICRC 2001 HE2.5 1297-1300 2001 astro-ph/0106239
13. Fargion D 2001 27th ICRC 2001 HE1.8 Germany 903-906 2001 astro-ph/0107094
14. Fargion D, Aiello A, Conversano R, 26th ICRC HE6.1.10 396-398;1999;astro-ph/9906450
15. Fargion D, Grossi M, De Sanctis Lucentini P G and Troia C J 2001 Phys. Soc. Jpn. 70 46-57
16. Fargion D 2002 hep-ph/0206010.
17. Fargion D 2002 SPIE Conference 4858-01 2002 hep-ph/0208093
18. Fargion D 2002 Oulu, Beyond the Standard Model Conference 2002 hep-ph/0211153
19. Feng J L, Fisher P, Wilczek F and Terri M Yu hep-ph/0105067
20. Fodor Z, Katz S D and Ringwald A 2002 hep-ph/0210123
21. Fukuda Y *et al.* [Super-Kamiokande Collaboration] 1998 Phys. Rev. Lett. 81 1562
22. Gallex Collaboration, 1992, Phys.Letter.B 285 (1992) 376.
23. Gorbunov D S, Tinyakov P G, Tkachev I I and Troitsky S V 2002 astro-ph/0204360 and 2002 Astrophys.J. 577 L93
24. Greisen K 1966 Phys. Rev. Lett. 16 748
25. Hayashida N et al. AGASA collaboration 1999 Astropart. Phys. 10 303-311
26. Kalashev O E, Kuzmin V A, Semikoz D V and Sigl G 2002 Phys. Rev. D 66 063004
27. KamLand Collaboration, 2002, hep-ex/0212021.
28. Klapdor-Kleingrothaus H V, Dietz A, Harney H L and Krivosheina I V 2001 Mod. Phys.

- Lett. A 16 2409;
29. Halzen F and Saltzberg D 1998 Phys. Rev. Lett. 81 4305-4308
 30. Hou G W S and Huang M A 2002 astro-ph/0204145
 31. Gandhi R, Quigg C, Reno M H and Sarcevic I 1998 Phys. Rev. D 58 093009
 32. Learned J G and Pakvasa S 1995 Astropart. Phys. 3 267
 33. Raffelt G.G. New Astron.Rev. 46 (2002) 699-708, astro-ph/0207220.
 34. Singh S., Ma C. P., astro-ph/0208419.
 35. Takeda M and AGASA Collab. 2001 J Phys. Soc. Jpn. 70 15-21
 36. Tinyakov P and Tkachev I 2001 J. Phys. Soc. Jpn. 70 58-63
 37. Yoshida S, Sigl G and Lee S 1998 Phys. Rev. Lett. 81 5505
 38. Weiler T 1999 Astropart. Phys. 11 303
 39. Zatsepin G T and Kuzmin V A 1966 JETP Lett. 4 78