

## The feedback of massive stars on the ISM: XMM-Newton view of the LMC superbubble N51D

Dominik J. Bomans

*Astronomical Institute of the Ruhr-University Bochum, Universitätsstr.  
 150/NA7, D-44780 Bochum, Germany*

Jörn Rossa

*Astronomical Institute of the Ruhr-University Bochum, Universitätsstr.  
 150/NA7, D-44780 Bochum, Germany*

Kerstin Weis

*Max-Planck-Institute for Radioastronomy, Auf dem Hügel 69, D-53121  
 Bonn, Germany*

Konrad Dennerl

*Max-Planck-Institute for Extraterrestrial Physics, Giessenbachstraße,  
 D-85748 Garching, Germany*

**Abstract.** N51D (= DEM L 192) appears at first glance as a nearly circular, 120 pc diameter bubble of ionized gas around the LMC OB association LH 54. A deeper look reveals a complex web of filaments and deviations from radial expansion. Using a deep XMM-Newton X-ray pointing centered on N51D we find that diffuse soft X-ray emitting gas fills the whole superbubble as delineated by the  $H\alpha$  filaments. Contrary to recent findings for galactic winds, the correlation between  $H\alpha$  and X-ray surface brightness is not good. The X-ray spectrum of this diffuse gas cannot be fitted with the LMC abundance pattern, but implies an overabundance of at least oxygen and neon, consistent with recent enrichment from supernovae type II. Some indications for enhanced mixing at the brightest region of the  $H\alpha$  shell and for a beginning outflow of the hot gas were also detected.

### 1. Introduction

Feedback of massive stars on the interstellar medium (ISM) comes in the form of ionizing radiation and mechanical energy input from stellar winds and the supernova type II (and Ib and Ic) explosions at the end of the stellar lifespan. Importantly, massive stars occur very rarely in isolation but form stellar associations and even dense clusters.

To understand the impact of large aggregations of massive stars on their host galaxies, especially during the phase of galaxy formation, a sound understanding of the involved processes is needed. One especially favourable laboratory is the




Figure 1.  $H\alpha$  image of the LMC superbubble N51D at sub-arcsecond seeing taken with the CTIO 0.9m telescope.

Large Magellanic Cloud (LMC). Located at high (southern) galactic latitude it offers low foreground extinction and H I absorption, nearly face-on view, low intrinsic depth, and therefore small line-of-sight confusion. With a distance of 50 kpc it is nearby enough to use normal ground-based telescopes for detailed star-by-star analysis of its stellar content and a high resolution view of its ISM.

## 2. The laboratory N51D

The superbubble N51D (Henize 1956) (= DEM L 192; Davies, Elliot, & Meaburn 1976) is a nearly spherical shell with an diameter of about 120 pc (see Figure 1). The superbubble is located in the southeast corner of the supergiant shell LMC4 which encircles Shapley constellation III, a superassociation in the north of the LMC. N51D contains two young associations (LH 51 and LH 54) for which a good amount of spectral classification and good photometry is available (e.g. Oey & Smedley 1998).

The expansion of the superbubble was studied by Lasker (1980) and Meaburn & Terret (1980), who derived an expansion velocity of  $35 \text{ km s}^{-1}$  with some indications of different expansion velocity of front and back side of the superbubble. N51D is a source of diffuse X-ray emission (Chu & Mac Low 1990), who also found that the eastern side is of higher surface brightness. They interpreted this enhanced X-ray surface brightness compared to the model predictions for a windblown bubble (Weaver et al. 1977) as a recent supernova blast wave hit-

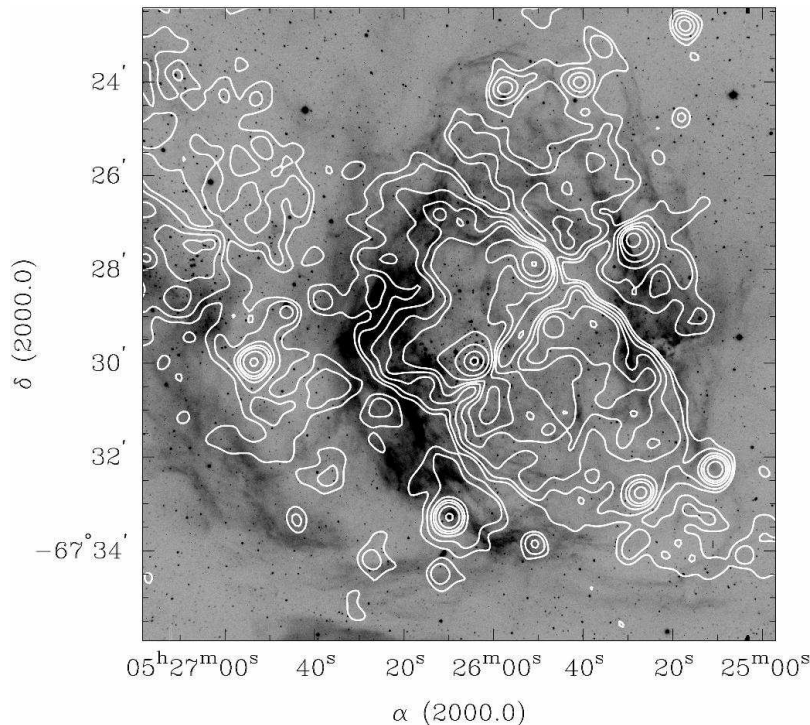


Figure 2. Same  $H\alpha$  image of the superbubble N51D as in Figure 1, overlaid with contours of the 0.3 to 2 keV X-ray emission from a subregion of the XMM-Newton EPIC pn image. The vertical contour structures (bisectors) are of instrumental origin (borders of the individual CCDs).

ting the eastern side of the shell. More recently, ROSAT data of N51D were presented by Bomans (2001) and Dunne, Points, & Chu (2001).

It is interesting to note here, that absorption of  $N\,V$  from the front side of the superbubble was reported by de Boer & Nash (1982) using IUE high dispersion spectra.

### 3. The hot gas as seen by XMM-Newton

We chose N51D as a target for a detailed study on the feedback of massive stars on the interstellar medium using the XMM-Newton X-ray observatory. N51D was observed for a total of 32 ksec. Data reduction was performed using SAS 5.2 and XSPEC 11.1. We present here first results using the EPIC pn CCDs. Results from the MOS CCDs and the UV and optical imaging using the optical monitor of XMM-Newton will be presented elsewhere.

The relation of the soft X-ray photons (0.3 to 2 keV) from the XMM-Newton pn data with N51D is shown in Figure 2. Besides several point sources, diffuse X-ray emission is present all over the optical shape of the superbubble. Only the eastern rim of N51D shows enhanced surface brightness in X-ray. Apparently we detected the emission of hot gas filling the superbubble and not solely the interface between the hot interior and the cold shell wall, as recently argued for in the case of hot outflows of galaxies (e.g. Strickland 2002).

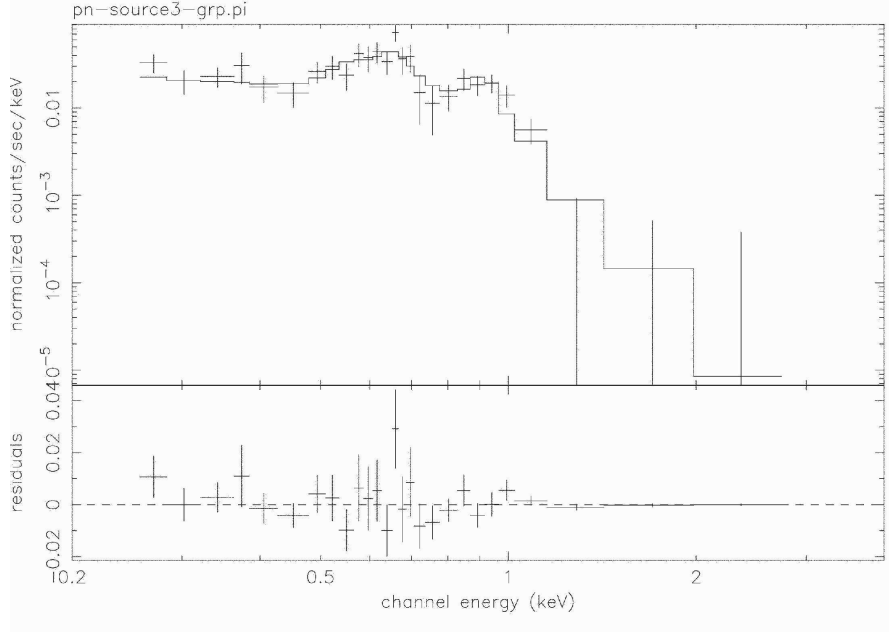


Figure 3. XMM-Newton EPIC pn spectrum of a circular region in the high X-ray surface brightness area inside N51D. The best fitting Mewe-Kaastra-Liedahl equilibrium plasma model is overplotted.

We fitted the X-ray spectrum extracted inside the optical boundaries of N51D with a Mewe-Kaastra-Liedahl equilibrium plasma model (plus a powerlaw to account for the point sources inside N51D). The foreground H I was first fitted and later fixed to  $\log N_{\text{H}} = 20.5$ , roughly consistent with results from the ROSAT studies and H I emission profiles in this direction. The plasma temperature is well constrained at  $T = 0.27 \pm 0.05$  keV, very similar to the ROSAT results (Bomans 2001; Dunne, Points, & Chu 2001). Due to the much higher spectral resolution of the XMM-Newton EPIC pn data, coupled with the number of photons detected, it is possible to look into considerable detail of the metal abundance pattern of the gas. Indeed, an acceptable fit is only possible with oxygen and neon abundances enhanced by a factor of 2 over the metal abundance of the LMC ISM (e.g. Wilcots 1994). The spectrum and the best fitting model is plotted in Figure 3. We also selected smaller regions inside N51D (a X-ray bright region coinciding with bright H $\alpha$  emission, an X-ray bright region with very faint H $\alpha$  emission, and a region with low diffuse X-ray surface brightness). The spectral fits confirm the results, but also hint a lower metal abundance in the region of the bright north-eastern H $\alpha$  ridge.

The diffuse X-ray emission north-east of N51D is inside the supergiant shell LMC4. The spectrum indicates similar metal enhancement of the hot LMC gas as reported by Dennerl et al. (2001) for the region near SN1987A.

#### 4. X-ray point sources

The XMM-Newton field centered on N51D also contains an appreciable number of point sources, partly intrinsic to the LMC, partly background AGN and galactic foreground sources. One X-ray source is especially noteworthy. It coincides exactly with the LMC O8I+WC5 binary Sk-67 104 (= HD36402). The spectrum can be fitted with a powerlaw, exhibiting a soft spectral index ( $\Gamma = 2.6$ ), while being surprisingly luminous ( $L_x = 9 \times 10^{35} \text{ erg s}^{-1}$ ). The nature of the source is unclear yet and cannot be explained solely by colliding winds of the two massive stars.

#### 5. Conclusions

Diffuse X-ray emission is present over the whole area of N51D as defined in  $H\alpha$ , including the large, faint  $H\alpha$  protrusions to the north and south-west, hinting at a beginning outflow of the hot gas out of the bubble.

Preliminary spectral analysis of the data from the EPIC pn detectors shows a significant overabundance of oxygen and neon over the ISM abundance of the LMC. This is consistent with the hot gas being recently enriched by SN type II ejecta. Some indications from the spectra also point at enhanced mixing in the region of the bright north-eastern  $H\alpha$  ridge.

Clearly the high signal-to-noise X-ray spectra from the N51D region show clear signs of metal deposition into the hot phase of the ISM and its interaction with the warm and cold gas surrounding the superbubble. Analysis of the MOS detector data and the UV imaging from the XMM-Newton optical monitor will further improve the situation and will allow a detailed look at the processes at work for the thermal, dynamical, and chemical evolution of this region in the LMC.

**Acknowledgments.** The authors acknowledge financial support by the Deutsches Zentrum für Luft- und Raumfahrt (DLR) through grant 50-OR-0102.

#### References

- de Boer, K.S., Nash, A.G. 1982, ApJ 255, 447
- Bomans, D.J. 2001, Reviews of Modern Astronomy 14, 297
- Chu, Y.-H., Mac Low, M.-M. 1990, ApJ 365, 510
- Davies, R.D., Elliot, K.H., Meaburn, J.M. 1976, MmRAS 81, 89
- Dennerl, K., Haberl, F., Aschenbach, B. et al. 2001, A&A 365, L202
- Dunne, B.C., Points, S.D., Chu, Y.-H. 2001, ApJS 136, 119
- Henize, K.G. 1956, ApJS, 2, 315
- Lasker, B.M. 1980, ApJ 239, 65
- Meaburn, J.M., Terrett, D.L. 1980, A&A 89, 126
- Oey, M.S., Smedley, S.A. 1998, AJ 116, 1263
- Strickland, D. 2002, this volume
- Weaver, R., McCray, R., Castor, J., Shapiro, P., Moore R. 1977, ApJ 218, 377
- Wilcots, E.M. 1994, AJ 107, 1338