

## MACHÉ3 : A NEW GENERATION DETECTOR FOR NON-BARYONIC DARK MATTER DIRECT DETECTION

D. SANTOS <sup>1</sup>, F. MAYET <sup>1</sup>, E. MOULIN <sup>1</sup>, G. PERRIN <sup>1</sup>,  
YU. M. BUNKOV <sup>2</sup>, H. GODFRIN <sup>2</sup>, M. KRUSIUS <sup>3</sup>

<sup>1</sup> *Institut des Sciences Nucléaires, CNRS/IN2P3 and Université Joseph Fourier,  
53, avenue des Martyrs, 38026 Grenoble cedex, France*

<sup>2</sup> *Centre de Recherches sur les Très Basses Températures, CNRS and Université  
Joseph Fourier, BP166, 38042 Grenoble cedex 9, France*

<sup>3</sup> *Low Temperature Laboratory, Helsinki University of Technology, Finland*

MACHÉ3 (MAtrix of Cells of superfluid <sup>3</sup>He) is a project of a new detector for direct Dark Matter (DM) search, using superfluid <sup>3</sup>He as a sensitive medium. An experiment on a prototype cell has been performed and the first results reported here are encouraging to develop of a multicell prototype. In order to investigate the discovery potential of MACHÉ3, and its complementarity with other DM detectors, a phenomenological study done with the DarkSUSY code is shown.

### 1. Introduction

In the last decades many promising detectors have been developed to search for non-baryonic dark matter. Recent results from these new detectors have improved the upper limits on scalar and axial interaction exclusion plots<sup>1</sup>. The main difficulties for direct detection techniques concern neutron interactions and intrinsic impurities of the sensitive medium and surrounding materials. Following early experimental works<sup>2</sup>, a superfluid <sup>3</sup>He detector has been proposed<sup>3</sup> for direct Dark Matter search. Monte Carlo simulations have shown that a high granularity detector, a matrix of superfluid <sup>3</sup>He cells, would allow to reach a high rejection factor against background events, leading to a low false event rate.

#### 1.1. Superfluid <sup>3</sup>He-B as a privileged sensitive medium

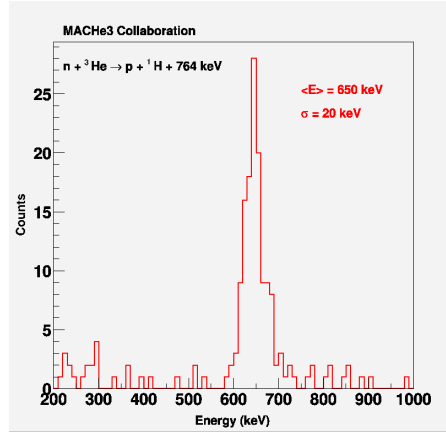
The use of the superfluid <sup>3</sup>He in the B phase as a sensitive medium for direct detection has the following advantages with respect to other materials :

- (1)  $^3\text{He}$  being a  $1/2$  spin nucleus, an  $^3\text{He}$  detector will be mainly sensitive to axial interaction, making this device complementary to existing ones. The axial interaction is largely dominant in all the SUSY region associated with a substantial elastic cross-section<sup>4</sup>.
- (2) Its low mass allows a wider range of sensitivity to the WIMP mass.
- (3) Low Compton and photoelectric cross-sections. No intrinsic X-rays.
- (4) A high neutron capture cross-section, producing a clear signature well discriminated from a WIMP signal.
- (5) A low threshold, less than 1 keV.
- (6) An ultra-high purity due to its superfluid phase.
- (7) A high signal to noise ratio, due to the small energy range expected for a WIMP signal. The maximum recoil energy does only slightly depend on the WIMP mass, due to the fact that the target nucleus ( $m = 2.81 \text{ GeV}/c^2$ ) is much lighter than the incoming  $\tilde{\chi}$  ( $M_{\tilde{\chi}} \geq 32 \text{ GeV}/c^2$ ). As a matter of fact, the recoil energy range needs to be studied only below 6 keV, see<sup>3,4</sup>.

### 1.2. *Experimental device*

The elementary component of MACHe3 is the superfluid  $^3\text{He}$  cell<sup>5</sup>. It is a small copper cubic box ( $V \simeq 125 \text{ mm}^3$ ) filled with superfluid  $^3\text{He}$  in the B phase. This ultra low temperature device ( $T \simeq 100 \mu\text{K}$ ) presents a low detection threshold ( $E_{th} \simeq 1 \text{ keV}$ ). An experimental test of such a prototype cell has been done at CRTBT in June 2001 with a lead shielding around the cryostat to estimate the contribution of the external natural radioactivity. An experiment with an Am-Be neutron source has been performed to validate the response of the cell. The n-capture peak and n-elastic collision events at low energies are shown on fig. 1. The peak at 650 keV shows that a 15 % of the total energy released by the capture (764 keV) is lost in scintillation and vortex production. To disentangle these effects we are planning to develop a new prototype cell with an additional signal from the temperature change of the cell walls produced by the absorption of scintillation UV photons. Preliminary results<sup>4,7</sup> also show that a threshold value down to  $\sim 1 \text{ keV}$  has been achieved, and that a stability of the order of one week per cycle, at  $T \simeq 100 \mu\text{K}$ , has been obtained.

The final version of the detector will be a matrix of 1000 cells of  $125 \text{ cm}^3$  each. The idea is to take advantage both on the energy loss measurement and the correlation among the cells to discriminate neutralino events from background ones (neutrons,  $\gamma$ -rays and muons). The design of the ma-

Figure 1. Neutron capture spectrum of the  $^3\text{He}$ -cell bolometer.

trix has been optimized with a Monte Carlo simulation<sup>3</sup>. In the preferred configuration, a 10 kg detector, the false event rate has been shown to be as small as  $\sim 10^{-1} \text{ day}^{-1}$  for neutron events and  $\sim 10^{-2} \text{ day}^{-1}$  for muon events<sup>3</sup>. In addition, background from  $\gamma$ -ray events needs to be taken into account. Energy loss measurement and correlation among the cells within a 10 kg detector allows to obtain a rejection up to 99.8% for  $\sim 2 \text{ MeV}$   $\gamma$ -rays<sup>3</sup>. Additional internal tag on  $\gamma$ -rays may be obtained using a new matrix configuration in which two neighbouring cells share a common copper wall, thus greatly improving correlation factor while reducing the amount of copper used. Monte Carlo studies are under way<sup>7</sup>.

## 2. Phenomenological study

A phenomenological study has been done with the DarkSUSY code<sup>a8</sup>, within the framework of the phenomenological Supersymmetric Model. All the free parameters have been scanned on a large range<sup>9</sup>. This scan corresponds to a total number of supersymmetric (SUSY) models of the order of  $2 \times 10^6$ . In order to exclude SUSY models giving a  $\tilde{\chi}$  relic density too far away from the estimated matter density in the Universe ( $\Omega_M \simeq 0.3$ ), only models with  $\Omega_\chi$  in the following range are considered :  $0.025 \leq \Omega_\chi h_0^2 \leq 1$ , where  $h_0 = (0.71 \pm 0.07) \times_{0.95}^{1.15}$  is the normalized Hubble expansion rate<sup>10</sup>.

<sup>a</sup>The version used is 3.14.01, with correction of some minor bugs.

Standard galactic halo parameters have been used, in a spherical isothermal distribution, with a local density ( $\rho_0 = 0.3 \text{ GeV}/c^2 \text{ cm}^{-3}$ ) and an average velocity ( $v_0 = 220 \text{ km s}^{-1}$ ).

In the general WIMP case, the allowed interactions are vectorial, axial and scalar. The neutralino being a Majorana fermion, the vectorial interaction vanishes, leaving two classes of interaction : scalar (spin independent) and axial (spin dependent), the latter obviously requiring a non-zero spin nucleus.  $^3\text{He}$  being a light  $1/2$  spin nucleus, a medium made of such nuclei will be sensitive mainly to axial interaction<sup>4</sup>.

Using the DarkSUSY code, the  $\tilde{\chi}$ - $^3\text{He}$  axial cross-section has been evaluated. The calculation of the  $\tilde{\chi}$ -quark elastic scattering amplitude is done at the tree-level, via an exchange of squark or  $Z^0$ . It has been shown<sup>9</sup> that, for SUSY models not excluded by collider experiments and giving  $\Omega_\chi$  within the range of interest, a cross-section as high as  $\sim 10^{-2} \text{ pb}$  can be obtained for a  $\sim 60 \text{ GeV}/c^2$  neutralino. The  $\tilde{\chi}$  event rate has then been evaluated for a  $10 \text{ kg } ^3\text{He}$  matrix, to be compared with the background rate<sup>3</sup>. A large number of models are giving a rate higher than the estimated false event rate induced by neutrons ( $\sim 10^{-1} \text{ day}^{-1}$ ), or above the estimated muon background ( $\sim 10^{-2} \text{ day}^{-1}$ ). It can be concluded that a high granularity  $^3\text{He}$  detector would present a sensitivity to a large part of the SUSY region. The  $\mu$  background level ( $10^{-2} \text{ day}^{-1}$ ) is chosen as the lowest reachable limit for MACHe3 and is taken hereafter as the reference value.

### 3. Complementarity with existing devices

MACHe3 discovery potential may then be compared with direct detection experiments. It is indeed worth understanding whether planned projects would be sensitive to different SUSY regions. The correlation between axial and scalar detection have thus been investigated. Many detectors for scalar interaction are already running or planned in the near future. At first sight, these two direct searches should be largely independent as they involve different processes, e.g. Feynman diagrams at the tree level are different.

Within the framework of the study described above, the proton scalar cross-section has been evaluated at the tree-level. Figure 2 presents the scalar cross-section on proton as a function of the  $\tilde{\chi}$  mass, for all models compatible with collider experiments and cosmology constraints. It can be seen that many SUSY models lie below the projected limits of future scalar detectors (Edelweiss<sup>1</sup>, CDMS<sup>13</sup>, CRESST<sup>14</sup>), while giving an event rate

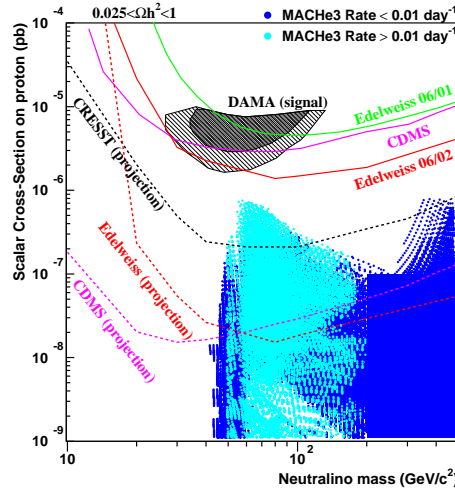


Figure 2. Scalar cross-section (on proton) as a function of the  $\tilde{\chi}$  mass. Exclusion limits from the Edelweiss and CDMS experiments are shown, as well as the  $3\sigma$  DAMA region. Dotted lines indicate projected limits from CRESST, Edelweiss and CDMS. Light (resp. dark) points indicate SUSY models giving a  $\tilde{\chi}$  rate in MACHe3 higher (resp. lower) than the estimated background level of  $10^{-2} \text{ day}^{-1}$ .

above the value taken as the lowest reachable limit for MACHe3.

As an illustration of this complementarity, we present on fig. 3 the regions potentially covered by direct scalar search and by MACHe3, in a given part of the SUSY parameter space. The reference limits have been chosen as : the CDMS projected limit<sup>11</sup> and the  $10^{-2} \text{ day}^{-1}$  limit for MACHe3. It can be noticed that only axial direct search may be sensitive to the  $\mu < 0$  region, in this given part of the SUSY parameter space, due to the fact that scalar interaction vanishes.

#### 4. Conclusion

It has been shown that a 10 kg high granularity  $^3\text{He}$  detector (MACHe3) would allow to obtain, in many SUSY models, a  $\tilde{\chi}$  event rate higher than the estimated background. MACHe3 would thus potentially allow to reach a large part of the SUSY region, not excluded by current collider limits and for which the neutralino relic density lies within the range of interest. Furthermore, it has been shown that this project of new detector would be sensitive to SUSY regions not covered by future or ongoing direct DM search detectors.

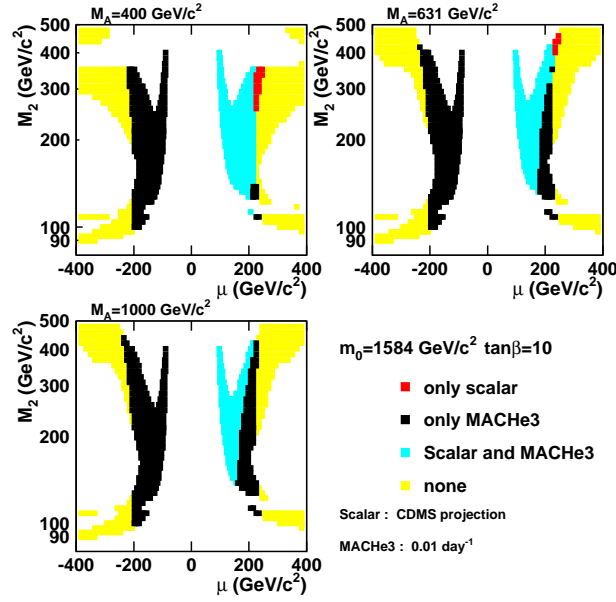


Figure 3. Sensitivity regions for scalar search and MACHe3, in the Gaugino ( $M_2$ ) Higgsino ( $\mu$ ) mass parameter plane, for  $\tan\beta = 10$ ,  $m_0 \simeq 1.6 \text{ TeV}/c^2$  and three values of  $M_A$ . The central white region is excluded by collider limits, while the two other white regions are giving a relic density outside the range of interest. The color code indicates the region potentially covered by MACHe3, by scalar detection, by both strategies, or none of them.

## References

1. A. Benoit *et al.*, astro-ph/0206271
2. G. R. Pickett, Czechoslovak Journal of Physics, Vol. 46 (1996), Suppl. S6
3. F. Mayet *et al.*, Nucl. Instr. and Meth. **A455** (2000) 554
4. F. Mayet, Ph. D. Thesis, Univ. of Grenoble (France)
5. C. Bäuerle *et al.*, Phys. Rev. **B57** (1998) 22, and references therein
6. D. Santos *et al.*, astro-ph/005332
7. D. Santos *et al.*, *in preparation*
8. P. Gondolo *et al.*, astro-ph/0211238, and references therein
9. F. Mayet *et al.*, Phys. Lett. **B538** (2002) 257
10. D. E. Groom *et al.*, Eur. Phys. J. **C15** (2000) 1
11. R. Gaitskell and V. Mandic, <http://dmtools.berkeley.edu/limitplots/>
12. G. Jungman *et al.*, Phys. Rept. **267** (1996) 195
13. R. Abusaidi *et al.* (CDMS Coll.), Phys. Rev. Lett. **84** (2000) 5699
14. A. Morales, Nucl. Phys. **B 87** (2000) Proc. Suppl.