

# The evolution of cosmic star formation, metals and gas

Francesco Calura and Francesca Matteucci

*Dipartimento di Astronomia, Università di Trieste, via G. B. Tiepolo 11, 34131  
Trieste, Italy*

**Abstract.** We reconstruct the history of the cosmic star formation as well as the cosmic production of metals in the universe by means of detailed chemical evolution models for galaxies of different morphological types. We consider a picture of coeval, non-interacting evolving galaxies where ellipticals experience intense and rapid starbursts within the first Gyr after their formation, and spirals and irregulars continue to form stars at lower rates up to the present time. We show that spirals are the main contributors to the decline of the luminosity density in all bands between  $z = 1$  and  $z = 0$ .

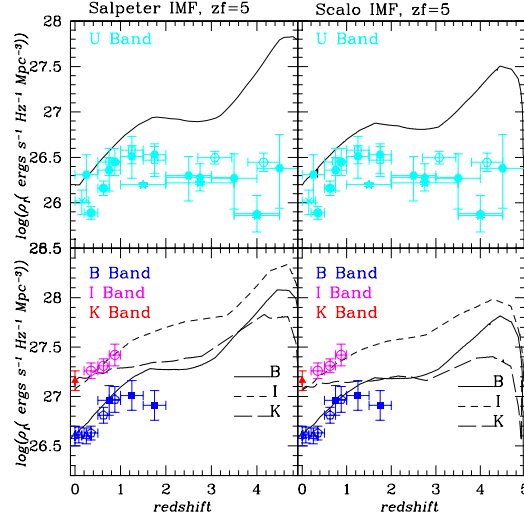
**Keywords:** Galaxies: evolution; galaxies: high-redshift

## 1. The evolution of the luminosity density

The study of the galaxy luminosity density in various bands is fundamental in understanding how galaxies formed and evolved in the universe. We start from the B-band luminosity function (LF) in the local universe by Marzke et al. (1998) and by means of chemo-photometric models of galaxy evolution we aim at reconstructing the history of the luminous matter in the universe. Our models calculate the chemical evolution of galaxies of different morphological type, i.e. ellipticals, spirals and irregulars. Elliptical galaxies form by means of a rapid collapse of a gas cloud occurring at high redshift, which gives rise to an intense starburst (Matteucci 1992). Spirals galaxies form through a double-infall process (Chiappini et al. 1997) and evolve with a continuous star formation history, whereas irregular galaxies form through continuous accretion of gas and form stars at a slower rate. For a detailed description of the chemical evolution models employed in our analysis, see Calura et al. (2002). A photometric model (Jimenez et al. 1998) is matched to our chemical evolution models, which allows us to calculate self-consistently the photometric evolution of the stellar populations in each galaxy type. We investigate two different initial mass functions: the Salpeter and the Scalo. We compute the B-band LF at a given redshift by means of the evolutive corrections obtained with our chemo-spectrophotometric code, and we obtain the LF in other bands (U, I, K) according to the computed galaxy colors. We then integrate the LFs assuming a Schechter form. In figures 1 and 2 we compare the results of our calculations with observations at various wavelengths in the case



© 2018 Kluwer Academic Publishers. Printed in the Netherlands.



*Figure 1.* Predicted and observed luminosity densities in various bands. solid exagons from Pascarelle et al. (1999, 1500 Å), cross from Treyer et al. (1998, 2000 Å), stars from Massarotti et al. (2002, 1500 Å), solid pentagons from Madau et al. (1998, 1500 Å), solid circles from Lilly et al. (1996, 2800 Å), open squares from Connolly et al. (1997, 2800 Å). Open triangles from Ellis et al. (1996, 4400 Å), open pentagons from Lilly et al. (1996, 4400 Å), solid squares from Connolly et al. (1997, 4400 Å), solid triangle from Gardner et al. (1997, 2.2 μ), open circles from Lilly et al. (1996, 1 μ).

of galaxy formation at  $z_f = 5$  and  $z_f = 10$ , respectively. The adopted cosmology is the “concordance”  $\Lambda$ CDM, characterized by  $\Omega_m = 0.3$ ,  $\Omega_\Lambda = 0.7$  with  $h = 0.65$ . The agreement with the data is good with both the adopted IMFs. Our main result is that spiral galaxies are the main contributors to the decline of the luminosity density in all bands between  $z = 1$  and  $z = 0$ .

## 2. The cosmic SFR and HI density

Figure 3a shows the evolution of the predicted and measured cosmic SFR density in the case of a Salpeter IMF and galaxy formation at  $z_f = 5$ . Our predictions well reproduce the strong evolution between  $z = 0$  and  $z = 1$ . During this long period spiral galaxies are the most active forming sites in the universe. The peak at high redshift is due to the intense starbursts occurring in elliptical galaxies, which at later times stop contributing significantly to the total SFR density. Irregular galaxies are the least intense star forming sites at all epochs. The observations at high redshift do not confirm the existence of the peak predicted by our models, but it is widely known that the observations at short wavelengths which allow to detect the star formation activity are

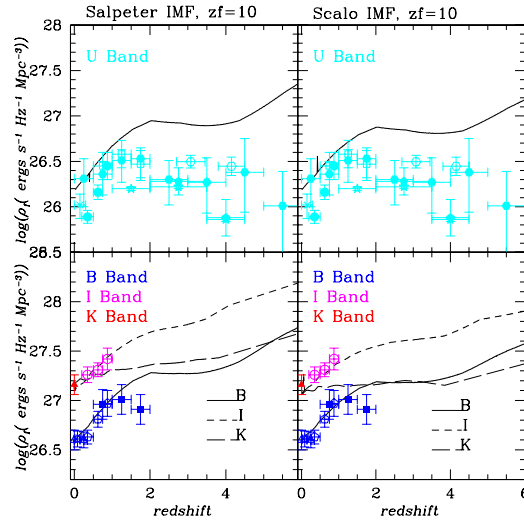
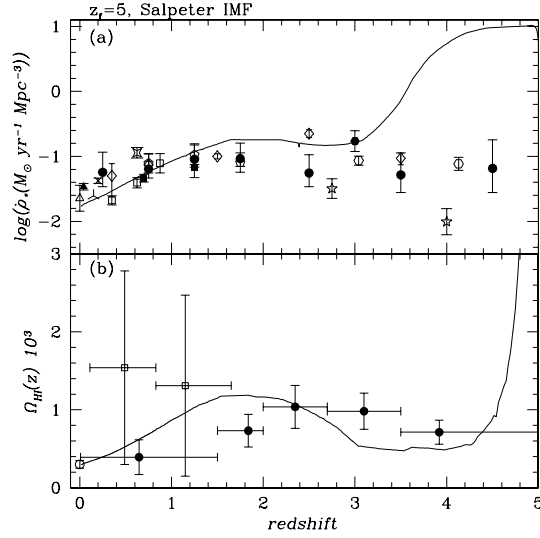


Figure 2. Data as in the previous figure.

likely to suffer dust-extinction problems (Adelberger & Steidel 2000, Massarotti et al. 2002). Thus, if massive star formation occurred in galaxies strongly obscured by dust, it could remain unseen at short wavelengths. The light could be re-emitted by the dust in the sub-mm band, where observations could be fundamental in determining the true existence of such a peak. The total amount of metals produced at early epochs, corresponding to the redshift range where most of the high  $z$  abundance measures have been performed, is given by:  $\int_{11Gyr}^{13Gyr} \rho_Z(t) dt = 8.5 \times 10^6 M_\odot Mpc^{-3}$ , against the value obtained by Pettini (1999) by assuming  $\rho_Z(z) = \rho_*(z)/42$  (see Pettini 1999 and references therein), which is  $4.5 \times 10^6 M_\odot Mpc^{-3}$ . The observed contribution from DLA systems and Ly $\alpha$  forest represents 10% of such amount. This gives rise to the missing metal problem: where are the metals missing from the cosmic census at high redshift? Two Possible solutions could be either that metals are hidden in still unseen Lyman break and SCUBA galaxies or in warm gas forming (proto-) clusters. Figure 3b shows the redshift evolution of the comoving density of neutral hydrogen, normalized to the critical density of the universe. Once again, at  $z = 0$  we normalize our galaxies to the B-band luminosity function. Our predictions are in reasonable agreement with the observations. DLA systems are likely to dominate the neutral gas mass density of the high-redshift universe, whereas in the local universe, optical surveys indicate that 89% of the neutral hydrogen mass is in spiral galaxies (Rao & Briggs 1993). We stress that our calculations



*Figure 3.* Upper panel: Predicted and observed cosmic SFR density in the case of galaxy formation occurred at  $z_f = 5$  (above). Data taken from Somerville et al. (2001). Lower panel: Predicted and observed evolution of the neutral H as a function of redshift. Open circle: Zwaan et al. (1997); open squares: Rao & Turnshek (2000); solid circles: Péroux et al. (2001).

depend on the  $z = 0$  normalization, based on optical observations. If the  $z = 0$  estimate of the total HI is much higher than what estimated in the optical bands (Rosenberg & Schneider 2002), this could mean that in the local universe the bulk of the neutral gas could hide in faint objects below the detection levels of the present-day optical surveys.

## References

- Adelberger, K. L., Steidel, C. C., 2000, ApJ, 544, 218  
 Calura, F., Matteucci, F., Vladilo, G., 2002, MNRAS, accepted, astro-ph/0211153  
 Chiappini, C., Matteucci, F., Gratton, R. 1997, ApJ, 477, 765  
 Connolly, A. J., et al., 1997, ApJ, 486, L11  
 Ellis, R. S., et al., 1996, MNRAS, 280, 235  
 Gardner, J., P., 1997, ApJ, 480, L99  
 Jimenez, R., et al., 1998, MNRAS, **299**, 123  
 Lilly, S., et al., 1996, ApJ, 460, L1  
 Madau, P., et al., 1996, MNRAS, 283, 1388-1404.  
 Madau, P., Pozzetti, L., Dickinson, M., 1998, ApJ, 498, 106  
 Marzke, R. O., et al., 1998, ApJ, 503, 617  
 Massarotti, M., et al., 2002, ApJ, 559, L105  
 Matteucci, F., 1992, ApJ, 397, 32  
 Pascarelle, S. M., et al., 1998, ApJ, 508, L1  
 Pettini, M., 1999, astro-ph/9902173.  
 Péroux, C., et al., astro-ph/0107045  
 Rao, S., Briggs, F., 1993, ApJ, 419, 515  
 Rao, S., Turnshek, D. A., 2000, ApJS, 130, 1  
 Rosenberg, J., Schneider, S. E., 2002, ApJ, 567, 247  
 Somerville, R., et al., 2001, MNRAS, 320, 504  
 Treyer, M. A., et al., 1998, MNRAS, 300, 303  
 Zwaan, M. A., et al., 1997, ApJ, **490**, 173.