

## A REVISED CALIBRATION OF THE $M_V - W(OI\ 7774)$ RELATIONSHIP USING HIPPARCOS DATA: ITS APPLICATION TO CEPHEIDS AND EVOLVED STARS<sup>1</sup>

A. Arellano Ferro<sup>2</sup>, Sunetra Giridhar<sup>3</sup> and E. Rojo Arellano<sup>2</sup>  
*Received July 2002; accepted —*

### RESUMEN

Se ha calculado una nueva calibración de la correlación  $M_V - W(OI\ 7774)$  usando mejores estimaciones de enrojecimientos y distancias de 27 estrellas calibradoras de tipos A-G, basadas en los paralajes y movimientos propios de los catálogos Hiparcos y Tycho. La nueva calibración predice magnitudes absolutas con precisiones de  $\pm 0.38$  mag. para una muestra que cubre el rango de  $-9.5$  a  $+0.35$  mag. El término de color, usado en calibraciones anteriores, no fue encontrado significativo y fue eliminado. Las variaciones del triplete OI7774 a lo largo del ciclo de pulsación en la cefeida clásica SS Sct fueron estudiadas. Calculamos una corrección dependiente de la fase, a la intensidad del triplete de OI obtenida en fase al azar en Cefeidas, para determinar su magnitud absoluta media a través de la relación  $M_V - W(OI\ 7774)$ . Después de aplicar esta corrección a una muestra de 31 Cefeidas, pudimos incrementar la lista de calibradoras a 58. La desviación estandar de la calibración usando la muestra combinada es comparable a la obtenida a partir de las 27 calibradoras primarias, lo que indica que el método permite obtener luminosidades medias de Cefeidas a partir de observaciones de OI7774 obtenidas al azar. Las calibraciones fueron aplicadas a un grupo de estrellas evolucionadas para posicionarlas en el diagrama H-R.

### ABSTRACT

A new calibration of the  $M_V - W(OI\ 7774)$  relationship has been calculated using better estimates of reddenings and distances to a sample of 27 calibrator stars of A-G spectral types, based on accurate parallaxes and proper motions from the Hipparcos and Tycho catalogues. The present calibration predicts absolute magnitude with accuracies of  $\pm 0.38$  mag. for a sample covering a large range of  $M_V$ , from  $-9.5$  to  $+0.35$  mag. The colour term included in a previous paper has been dropped since its inclusion was not bringing any significant improvement to the calibration. The variation of the OI7774 feature in the classical cepheid SS Sct has been studied. We calculated a phase-dependent correction to random phase OI feature strengths in Cepheids, such that it predicts mean absolute magnitudes using the above calibration. After applying such correction, we could increase the list of calibrators to 58 by adding  $M_V$  and OI triplet strength data for 31 classical Cepheids. The standard error of the calibration using the composite sample was comparable to that obtained from the primary 27 calibrators, showing that it is possible to calculate mean Cepheid luminosities from random phase observations of the OI7774 feature. We use our derived calibrations to estimate  $M_V$  for a set of evolved objects to be able to locate their positions in the H-R diagram.

*Key Words:* **ABSOLUTE MAGNITUDES, TRIGONOMETRICAL PARALLAXES, OI 7774 LINE STRENGTHS**

<sup>1</sup>Based on observations collected at the San Pedro Mártir Observatory, Mexico

<sup>2</sup>Instituto de Astronomía, Universidad Nacional

Autónoma de México.

Apdo Postal 70-264, México D. F. CP 04510, Mexico

<sup>3</sup>Indian Institute of Astrophysics, Bangalore 500034, India

## 1. INTRODUCTION

Positioning a star or a family of stars in the H-R diagram is fundamental to understand the structure and evolution of stars since it enables proper comparison with evolutionary tracks and computed isochrones. When supplemented by chemical composition data, one can get a much deeper insight into the evolutionary processes that the star might have undergone before arriving at the present stage. Though the temperature of the star can be estimated by different methods like photometry, scanner observations, shapes of hydrogen and helium lines, from excitation equilibrium of species like Fe, Cr, Ti etc. with increasing accuracy, estimating absolute magnitudes is not always easy. For hot stars, the profiles of helium and hydrogen are employed whereas for cool stars Mg II lines at 2796.3 Å, Ca II H and K lines at 3933 and 3967 Å and Mg I triplet in 5167-5184 Å region are found to be good indicators of luminosity. A summary of spectral features that are good indicators of spectral types and luminosity types can be found in Jaschek & Jaschek (1987).

For stars of spectral type A-F the OI triplet at  $\lambda\lambda$  7771.954, 7774.177 and 7775.395 Å is found to be a very good indicator of luminosity.

The sensitivity of the OI7774 triplet to the stellar luminosity has been well known since Merrill (1925, 1934) noted striking strength differences of the feature among supergiants and main sequence stars. Keenan & Hynek (1950) studied the variation of the feature with spectral type and proposed the use of this feature as a luminosity indicator, noticing its large strength in A and F type stars. Osmer (1972) performed the first calibration of the OI7774 triplet in terms of absolute magnitudes using a photoelectric approach for 10 F-type supergiants. After his pioneering work, several calibrations of the feature were carried out spectroscopically and photometrically (e.g. Baker 1974, Sorvari 1974, Kameswara Rao & Mallik 1978, Arellano Ferro et al. 1989; 1991, Arellano Ferro & Mendoza 1993, Mendoza & Arellano Ferro 1993, Slowik & Peterson 1993; 1995). A good compendium on the feature intensity across the H-R diagram can be found in the work of Faragiana et al. (1988). In the paper by Arellano Ferro, Giridhar & Goswami (1991) (paper I) a calibration of the feature was made using high resolution data and a discussion of the role of the resolution is given. It was demonstrated that the equivalent widths at low resolution can be overestimated by as much as 30% and that a better calibration of the  $M_V - W(OI\ 7774)$  relationship can be obtained at the resolution  $R \sim 18,000$ . for the large  $M_V$  range

( $-10$  to  $+2$  mag). We felt that a calibration covering a larger range in spectral type would have wider application. Though we have reduced calibration errors by measuring the  $W(OI7774)$  feature at high resolution data, the  $M_V$  data on the calibrators (mostly members of clusters and associations) was not meeting the required accuracy.

Fortunately, great improvement has been made in the last decade in the determination of distances and reddenings to the parent groups that contain the calibrator stars used in paper I. With accurate parallaxes and proper motions from Hipparcos (ESA 1997), the data on open clusters, such as number of confirmed members, mean proper motions and parallaxes has vastly improved (e.g. Baumgardt, Dettbarn, & Wielen (2000); Tadross 2001). We, therefore, decided to redetermine  $M_V$  for the calibrators and calculate a new  $M_V - W(OI\ 7774)$  relationship that would help in determining  $M_V$  for field stars more accurately. We describe in section 2 our observational material. In sections 3 and 4 the list of calibrators and their new  $M_V$ -values are presented and the new calibration is discussed. In section 5 we discuss the behaviour of the OI 7774 feature in classical Cepheids and explore the possibility of using them as additional calibrators. In section 6, we calculate the luminosities for a group of selected evolved stars and their position in the H-R diagram is given using our estimated luminosities. We summarize our findings in section 7.

## 2. OBSERVATIONS

Most observations were carried out in August 2001 and January 2002, with the 2.1m telescope of San Pedro Martir Observatory (SPM), Mexico, equipped with a Cassegran Echelle spectrograph and a CCD Site SI003 of 1024×1024 pixels. This instrument gives a resolution of  $\sim 18,000$ . at 7774 Å. Along with the stellar observations, bias frames and He-Ar lamp spectra were obtained to carry out background subtraction and wavelength calibration. All reductions were made using standard procedures and tasks contained in the IRAF package.

The observations of the cepheid  $\zeta$  Gem were obtained with the 1.0m telescope of Vainu Bappu Observatory at Kavalur, India. This telescope is equipped with a Coudé Echelle spectrograph giving a resolution of 18,000. The spectra were recorded on a Thompson-CSF7H7882 CCD of 384×576 pixels.

## 3. THE CALIBRATORS STARS

We have chosen from the calibrator stars employed in paper I (Table 1), only those objects that

are observable from the latitude of SPM. We have retained in our present list of calibrators only those stars for which we have a new determination of  $W(OI7774)$ , and/or a new  $M_V$  estimated as discussed below. Several calibrators are members of open clusters or OB associations as listed by Arellano Ferro & Parrao (1990) (their Table 1). However, their absolute magnitudes have been recalculated as new proper motions studies can be used to confirm their membership (Baumgardt, Dettbarn & Wielen 2000) and new distances and reddenings (Tadross 2001) are available for clusters. Accurate parallaxes and proper motions are available even for some field stars (Hipparcos, ESA 1997) now. Therefore, the list of calibrators also contains some field stars for which new values of  $M_V$  have been estimated.

### 3.1. The calibrators in clusters and associations

The accurate parallaxes and proper motions given in the Hipparcos catalogue, when combined with their ground based counterparts and radial velocities of known cluster and associations members, can lead to much improved values of the mean proper motions and parallaxes for a large number of galactic clusters and associations. Baumgardt, Deltbarn & Wielen (2000) have derived these quantities for 205 open clusters. These authors also give a list of confirmed and possible members of these clusters. Their work also indicates downward revision in the distances by about 12% compared to the photometric estimates. This paper enabled us to further confirm the membership in clusters of the stars used in the present work and to re-evaluate  $M_V$ .

*HD 7927 ( $\phi$  Cas).* It is a member of open cluster NGC 457. Tadross (2001) estimates  $E(B - V)=0.5$  and a distance of 2851 pc for the cluster, leading to  $M_V=-8.76$ .

*HD 9973* belongs to the association Cas OB1 with distance modulus of 12.4, with adopted  $E(B - V)=0.54$  Oestreicher & Schmidt-Kaler (1999) find  $M_V=-7.36$ .

*HD 10494* is a member of open cluster NGC 654. Tadross (2001) estimates  $E(B - V)=0.90$  and a distance of 2483 pc for NGC 654, thus  $M_V=-7.34$ .

*HD 14433* is a member of open cluster NGC 884 ( $\chi$  Persei) for which Tadross (2001) estimates  $E(B - V)=0.50$  and a distance of 2483 pc. Therefore  $M_V=-7.08$ .

*HD 14535* is also a member of NGC 884 ( $\chi$  Persei). As for HD 14433 we estimated  $M_V=-5.97$ .

*HD 17971* belongs to IC 1848 with distance modulus of 11.81, with adopted  $E(B - V)=0.76$  Oestreicher & Schmidt-Kaler (1999) find  $M_V=-6.58$ .

TABLE 1  
CALIBRATOR STARS OF THE  
 $M_V - W(OI\ 7774)$  RELATIONSHIP

HD	Sp.T.	W71	W74	$M_V$	$(b - y)_o$
7927	F0Ia	0.855	2.221	-8.76	0.111
9973	F5Iab	0.541	1.399	-7.36	0.225
10494	F5Ia	0.612	1.578	-7.34	0.215
14433	A1Ia	0.661	1.641	-7.08	0.013
14535	A2Ia	0.496	1.198	-5.97	0.124
17971	F5Ia	0.538	1.404	-6.58	0.247
18391	G0Ia	0.611	1.438	-6.6	0.949
20123	G6Ib	0.124	0.279	-2.0	0.645
20902	F5Ib	0.374	1.020	-4.9	0.274
31964	F0Ia	0.969	2.316	-8.7	0.035
36673	F0Ib	0.449	1.249	-5.1	0.116
48329	G8Ib	0.087	0.182	-1.0	0.816
54605	F8Ia	0.691	1.750	-7.97	0.355
62058	G0Ia	0.579	1.485	-7.32	0.981
62345	G8IIIa	0.042	0.084	+0.35	0.541
65228	F7II	0.216	0.547	-1.9	0.46
74180	F0Ia		2.273*	-9.0	0.094
75276	F2Iab		1.114*	-6.45	0.011
84441	G1II	0.117	0.289	-1.31	0.36
87283	F0II		1.017*	-4.01	0.113
90772	F0Ia		2.051*	-8.3	0.054
101947	G0Ia		1.757*	-7.9	0.439
102070	G8IIIa	0.040	0.1118	-0.5	
164136	F2II	0.286	0.753	-2.73	0.253
194093	F8Ib	0.490	1.288	-6.18	0.397
204867	G0Ib	0.237	0.622	-3.37	0.40
217476	G0Ia	0.910	2.174	-9.2	0.674

\* - W74 values taken from paper I.

*HD 18391* is listed as a possible member of h- $\chi$  Per by Schmidt (1984). From the reddenings and  $M_V$  compilation of Arellano Ferro & Parrao (1990) we adopt  $M_V = -6.6$ .

*HD 20902*( $\alpha$  Per) is a member of the  $\alpha$  Persei cluster. Using the distance and reddening to the cluster, Humpreys (1978) found  $M_V = -4.7$ . Using Hipparcos parallaxes Jascek & Gómez 1998 have calculated  $M_V$  for some MK standards. For HD 20902 they give  $M_V = -4.9$ .

*HD 31964* belongs the associations Aur OB1 (Stothers 1972). From the reddenings and  $M_V$  compilation of Arellano Ferro & Parrao (1990) we adopt  $M_V = -8.7$ .

*HD 54605* belongs to Collinder 121 with distance modulus of 9.4, with adopted  $E(B - V)=0.12$  Oestreicher & Schmidt-Kaler (1999) find  $M_V=-7.97$ .

*HD 62058* is a member of open cluster NGC 2439. Tadross (2001) estimates  $E(B - V) = 0.37$  and a distance of 3669 pc for the cluster, leading to  $M_V = -7.32$ .

*HD 74180* is a member of Vel OB1 association (Humphreys 1978). Two recent estimates of the distance are available 1600 pc (Dambis, Melnik & Rostorguev 2001) and 1750 (Cameron Reed 2000). The later author has also provided the value of the total to selective absorption ratio  $R = 3.7$  for the association and  $E(B - V) = 0.478$  for HD 74180. This leads to  $M_V = -9.1$  and  $M_V = -8.9$  respectively. We adopted  $M_V = -9.0$ .

*HD 75276* is also a member of Vel OB1 (Humphreys 1978). Following the steps taken for HD 74180 and adopting  $E(B - V) = 0.315$  (Cameron Reed 2000), it is found to give  $M_V = -6.6$  and  $M_V = -6.3$  respectively for the two distances. We adopted  $M_V = -6.45$ .

*HD 87283* is a member of open cluster NGC 3114 (Schmidt 1984) for which Tadross (2001) estimated  $E(B - V) = 0.50$  and distance of 2483 pc. Therefore we adopted  $M_V = -4.01$ .

*HD 90772* is a member of open cluster IC2581 (Lloyd Evans 1969). From the reddenings and  $M_V$  compilation of Arellano Ferro & Parrao (1990) we adopt  $M_V = -8.3$ .

*HD 101947* belongs to Stock 14, (Schmidt 1984). From the reddenings and  $M_V$  compilation of Arellano Ferro & Parrao (1990) we adopt  $M_V = -7.9$ .

### 3.2. The field calibrators

We have included in the list of calibrators a few field stars whose  $M_V$  values can be correctly estimated using Hipparcos data. Hipparcos parallaxes alone can be used to derive distances if the value of the parallax is larger than 5 times the error of the parallax value.

*HD 20123*. Using Hipparcos parallax Wallerstein, Machado-Pelaez, & Gonzalez (1999), have derived  $M_V = -2.0$ .

*HD 36673* is a field star with  $E(B - V) = 0.02$  Oestreicher & Schmidt-Kaler (1999) find  $M_V = -5.1$ .

*HD 48329*. As in paper I we adopted  $M_V = -1.0$  from parallax value.

*HD 62345*. Using Hipparcos parallax Allende Prieto & Lambert (1999), have derived  $M_V = +0.35 \pm 0.16$ .

*HD 65228* has a parallax of 6.49 leading to a distance of 154 pc. With  $E(B - V) = 0.057$  given by Bersier (1996) one gets  $M_V = -1.9$ .

*HD 84441* has a large parallax of 13.01, indicating a distance of 76 pc. With this distance and  $E(B - V) = -0.04$  from Arellano Ferro & Parrao (1990) one gets  $M_V = -1.31$ .

*HD 102070* has parallax of 9.31 leading to a distance of 107 pc. With  $E(b - y) = 0.02$  or  $E(B - V) = 0.025$  given in Paper I, we find  $M_V = -0.5$ .

*HD 164136* has a parallax of 4.10 leading to a distance of 467 pc. With  $E(B - V) = 0.07$  (Bersier 1996) then  $M_V = -2.73$ .

*HD 194093* has a parallax of 2.14 leading to a distance of 244 pc. With  $E(B - V) = 0.026$  (Bersier 1996) leads to  $M_V = -6.18$ .

*HD 204867* has a parallax of 5.33 leading to a distance of 187.6 pc. With  $E(B - V) = 0.026$  (Bersier 1996) one finds  $M_V = -3.37$ .

*HD 217476* is considered an hypergiant. Its  $\log(L_*/L_\odot)$  is estimated to be 5.6 by de Jager (1998), that leads to  $M_V = -9.2$ .

In Table 1 we summarize the newly calculated values of  $M_V$  for each calibrator. We also tabulate in Table 1, the individual strength of OI at 7771.95 Å along with the strength of 7774 blend comprising the three components. It should be noted that between the OI line at 7771.95 Å and the next one at 7774.17 Å, features of Fe I at 7772.59 Å and CN at 7772.9 Å are present. These lines are weak or non-existent in A type stars but become prominent in stars of spectral type G or later. The contributions from these lines could cause overestimation of triplet strengths in relatively cooler stars. However, for OI 7771.95 Å the blue side of its profile remains largely unaffected, hence more accurate estimate of its strength can be made. At our resolution, OI 7771.954 Å was distinctly separated from the rest of the blend. In an attempt to get a calibration with smaller dispersion and possible extension of the calibration to the cooler stars we calculated two separate calibrations, one using only the first component at OI 7771.957 Å hereinafter called W71 and the other, using the combined strength of three components hereinafter called W74. The W74 value for those stars with a new estimate of  $M_V$  but not observed in SPM has been adopted from paper I, these cases are marked with an asterisk in Table 1 and plotted as circles in Figs. 1b and 6b. It should be noted that the spectra used in paper I were also of resolution very similar to that of SPM spectra. The  $(b - y)_o$  values were calculated from Strömberg data and colour excesses given in the literature (e.g. Arellano Ferro & Parrao 1990 and paper I).

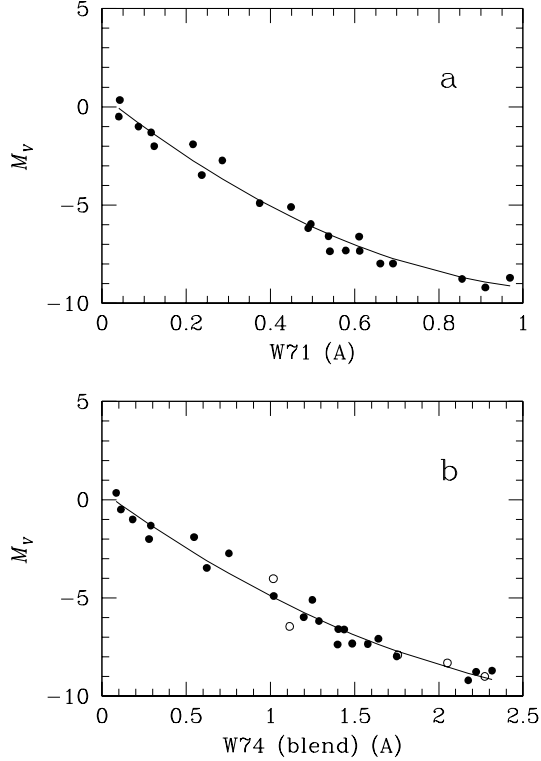


Fig. 1. Calibration of the equivalent widths of OI7771 (W71) and OI7774 (W74) (blend of three components) in terms of the absolute magnitude  $M_V$ . The solid lines are represented by equations 1 and 2, which hold for the absolute magnitude range  $-9.5$  to  $+0.35$  mag. Open circles are the stars with adopted W74 from paper I.

#### 4. THE $M_V - W(OI\ 7774)$ CALIBRATION

Fig. 1 shows the distribution of the calibrators in equivalent width versus absolute magnitude diagram for W71 and W74. The solid lines are the least square fits to the points and can be represented by the equations:

$$M_V = 0.604 - 17.079 W71 + 7.227 W71^2, \quad (1)$$

$$\pm 0.282 \quad \pm 1.346 \quad \pm 1.383$$

$$M_V = 0.427 - 6.234 W74 + 0.907 W74^2. \quad (2)$$

$$\pm 0.292 \quad \pm 0.572 \quad \pm 0.243$$

The standard errors of the fits are 0.38 mag. for both calibrations. Figure 1b and equation 2 can be compared with Figure 3 and equation 1 of paper I,

$$M_V = 0.49 - 6.33 W74 + 0.85 W74^2, \quad (3)$$

$$\pm 0.75 \quad \pm 1.57 \quad \pm 0.68$$

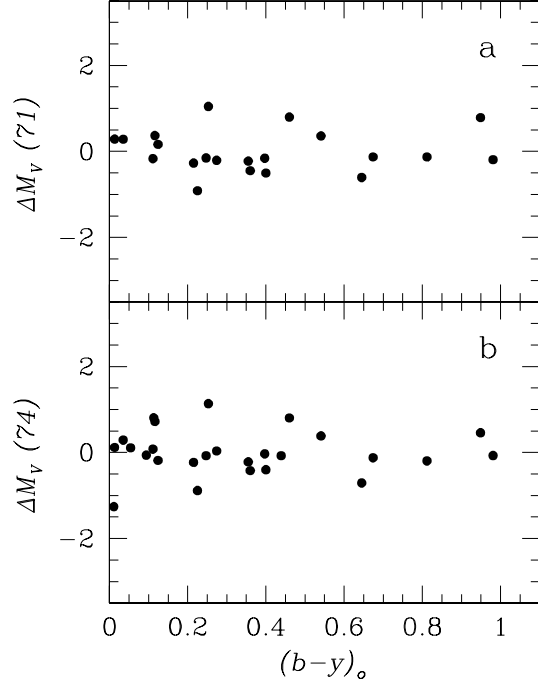


Fig. 2. Residuals in Figure 1a and 1b in terms of the colour  $(b-y)_o$ . As no trend is seen, it is evident that there is no significance of the colour in the  $M_V - W(OI\ 7774)$  relationship.

where the standard error of the fit was 1.5 mag.

It is evident from the standard deviations of the fit and the reduced standard errors of the coefficients, that the new calibrations of equations 1 and 2 are better, by more than a factor of three, than the old calibration, this is undoubtedly due to the improved values of  $M_V$  calculated from the Hipparcos data. As in paper I, we have investigated the effect of the temperature variation over the spectral types, represented by the colour  $(b-y)_o$ , in the relationship. The equations including the colour term are of the form

$$M_V = A - BW + CW^2 - D(b-y)_o \quad (4)$$

with  $A = 1.015 \pm 0.403$ ,  $B = -17.961 \pm 1.489$ ,  $C = 7.924 \pm 1.468$ ,  $D = -0.424 \pm 0.407$  for W71 and  $A = 0.947 \pm 0.402$ ,  $B = -6.544 \pm 0.603$ ,  $C = 0.986 \pm 0.246$ ,  $D = -0.734 \pm 0.414$  for W74. The standard deviations of the fit are 0.35 and 0.33 mag respectively, and, although a bit smaller than for eqs. 1 and 2, the colour term does not appear to be significant. Further, the plots of the residuals versus  $(b-y)_o$  show no trend with colour, as demonstrated in Fig. 2, thus the colour term was dropped from the calibration. Equations 1 and 2 hold good for absolute

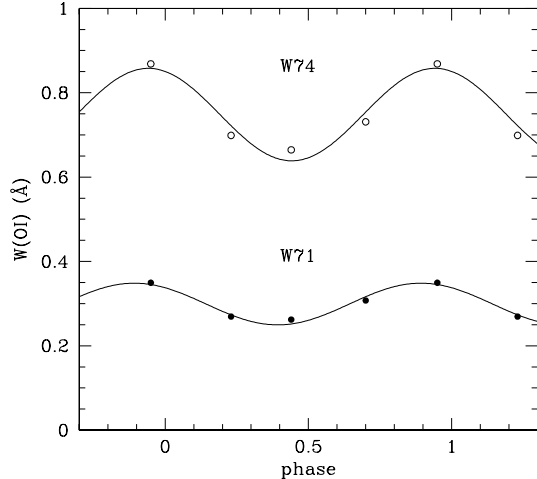


Fig. 3. W71 and W74 curves of the Cepheid SS Sct. The phases were calculated using a period of  $P = 3.671280$ d and epoch of maximum light hjd 2444398.419. The amplitudes of W71 and M74 variations are 0.098 and 0.220 angstroms respectively.

magnitudes in the large range  $-9.5$  to  $+0.35$  mag. and spectral types between A1 and G8.

In Fig 7-a examples of the OI7774 triplet are given for three clibrator stars. They illustrate the considerable range of variation of the OI7774 strength between low and high luminosity stars.

## 5. THE BEHAVIOUR OF OI(7774) FEATURE IN CLASSICAL CEPHEIDS

The  $M_V - W(OI\ 7774)$  calibrations discussed so far had been obtained using A-G giant and supergiant calibrators with a large  $M_V$  range of nearly 10 magnitudes. Therefore, they are expected to be valid for classical Cepheids too that are generally F-G supergiants. But, it should be noted that calibrating  $M_V - W(OI\ 7774)$  independently from Cepheids alone may not be possible due to their small range in  $M_V$  ( $-1$  to  $-5$  mag.) and variations in W74 as a function of phase. On the other hand, Cepheid luminosities are believed to be well determined from the Period-Luminosity (P-L) relation, hence they can be used to enlarge the list of calibrators.

Since the luminosity of a Cepheid changes as the star pulsates, the values of W71 and W74 also change along the cycle, thus  $W71(\phi)$  and  $W74(\phi)$  at a given phase  $\phi$  must be corrected to be brought to the mean values of W71 and W74. Knowing the lines contributing to the OI triplet are luminosity sensitive, it is reasonable to assume that the amplitudes of the W71- and W74-curves are proportional to the V-light curve amplitude. Thus, the size of the equiv-

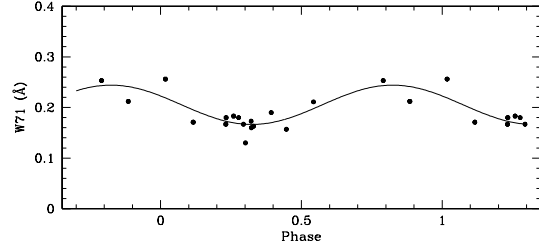


Fig. 4. W71 curve of the Cepheid  $\zeta$  Gem. The phases were calculated using a period of  $P = 10.15078$ d and epoch of maximum light hjd 2444232.443. The amplitude of the W74 variation is 0.078 angstroms.

alent width correction to be applied to bring it to the mean value depends on the phase of the observation and the V-light amplitude. To properly estimate the scale between V-light and W74 and W71 variations amplitudes, one should measure W71 and W74 at several phases for a group of Cepheids. However, due to observing time limitations we were able to measure W71 and W74 only at a few phases in SS Sct. The variations are shown in Fig. 3, where we have used the ephemeris  $\phi_i = (t_i - 2444398.419)/3.671280$

For a sample of Cepheids we can represent the light curve using the Fourier coefficients calculated by Arellano Ferro et al. (1998). The expression used is of the form,

$$V(\phi) = V_o + \sum_{k=1}^n A_k \cos(2\pi k\phi + \Phi_k), \quad (5)$$

where  $A_k$  and  $\Phi_k$  are the amplitude and the displacement of each harmonic  $k$ . Thus we can calculate  $\Delta V(\phi) = V(\phi) - V_o$ . We now assume that  $F_{74} = A_V/A_{W74}$ , i.e. the ratio of the V light amplitude to the W74 variation amplitude  $A_{W74}$ , is constant over the complete cycle, or

$$F_{74} = A_V/A_{W74} = \Delta V(\phi)/\Delta W74(\phi), \quad (6)$$

where  $\Delta W74(\phi) = W74(\phi) - W74_o$ . Then the estimated mean value of W74 would be given by

$$W74_o = W74(\phi) - \Delta V(\phi)/F_{74}, \quad (7)$$

which can be used to estimate the mean absolute magnitude for a cepheid from equation 2. Similar arguments hold for W71 and eq. 1.

The estimated  $F$ -values for the reference star SS Sct are  $F_{71} = 4.388$  and  $F_{74} = 1.955$ . The uncertainties of these values are proportional to the scatter of both V-light and W(OI) curves. In Figure 4 we have presented the W71 curve for the cepheid  $\zeta$

TABLE 2  
 OI 7774 DATA FOR CLASSICAL CEPHEIDS

Name	W71( $\phi$ ) ( $\text{\AA}$ )	W74( $\phi$ ) ( $\text{\AA}$ )	P (days)	$M_V$ (mag.)	$\phi$	W71 <sub>o</sub> ( $\text{\AA}$ )	W74 <sub>o</sub> ( $\text{\AA}$ )
DT Cyg	0.268	0.679	2.499035	-2.548	0.45	0.278	0.702
V532 Cyg	0.320	0.826	3.283612	-2.881	0.92	0.289	0.755
SS Sct	0.262	0.665	3.671280	-3.017	0.44	0.280	0.718
RT Aur	0.187	0.447	3.728220	-3.036	0.61	0.238	0.563
SU Cyg	0.205	0.485	3.845733	-3.074	0.40	0.240	0.564
CM Sct	0.218	0.566	3.916977	-3.096	0.60	0.257	0.653
BQ Ser	0.251	0.632	4.316700	-3.215	0.74	0.247	0.621
T Vul	0.165	0.477	4.435532	-3.248	0.65	0.247	0.722
VZ Cyg	0.259	0.687	4.864504	-3.361	0.19	0.226	0.611
V Lac	0.289	0.716	4.983149	-3.390	0.17	0.232	0.587
AP Sgr	0.198	0.542	5.057936	-3.408	0.75	0.295	0.760
V350 Sgr	0.193	0.583	5.154557	-3.431	0.51	0.234	0.741
V386 Cyg	0.338	0.946	5.257655	-3.455	0.90	0.314	0.894
$\delta$ Cep	0.242	0.577	5.366316	-3.480	0.32	0.252	0.633
X Lac	0.209	0.561	5.444990	-3.498	0.26	0.208	0.557
Y Sgr	0.239	0.589	5.773400	-3.570	0.34	0.238	0.588
FM Aql	0.314	0.838	6.114240	-3.640	0.08	0.232	0.656
X Vul	0.219	0.655	6.319562	-3.680	0.70	0.344	0.932
RR Lac	0.219	0.599	6.416190	-3.698	0.75	0.295	0.771
AW Per	0.190	0.470	6.463589	-3.707	0.70	0.267	0.645
U Aql	0.362	0.921	7.024100	-3.809	0.91	0.322	0.830
$\eta$ Aql	0.228	0.519	7.176779	-3.835	0.67	0.303	0.687
V600 Aql	0.298	0.471	7.238748	-3.846	0.71	0.254	0.652
V459 Cyg	0.160	0.444	7.251250	-3.848	0.71	0.231	0.602
W Sgr	0.210	0.532	7.595080	-3.904	0.55	0.294	0.760
U Vul	0.343	0.930	7.990736	-3.966	0.92	0.296	0.829
S Sge	0.270	0.680	8.382044	-4.025	0.31	0.254	0.644
YZ Sgr	0.291	0.738	9.553606	-4.184	0.63	0.305	0.769
Y Sct	0.306	0.822	10.341650	-4.281	0.05	0.224	0.639
TT Aql	0.316	0.842	13.755290	-4.629	0.92	0.287	0.777
CD Cyg	0.344	0.764	17.073967	-4.893	0.85	0.420	0.935

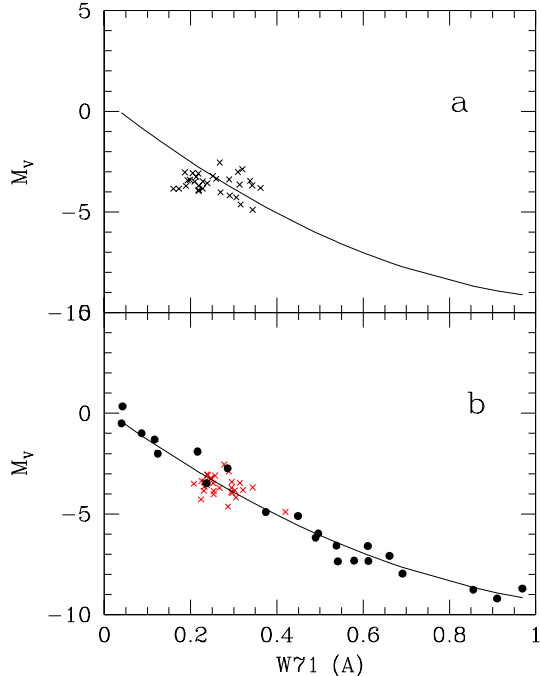


Fig. 5. Distribution of Cepheids in the W71 -  $M_V$  plane. The solid line is the calibration in Figure 1b obtained from the calibrators in Table 1. a) Distribution of Cepheids before W71 correction. b) The small crosses are the Cepheids positions after their W71 values were corrected from pulsational phase, see text for details.

Gem for which W74 curve is very noisy. Since this star has large variation in temperature and during the cooler phase the contributions from the Fe I and CN features mentioned in section 3 are large, hence the errors in W74 also become large. For this star we calculate  $F_{71} = 6.01$  and it would therefore produce similar corrections to those using SS Sct. For the other Cepheids corrections, we have used SS Sct as a reference for both  $W71(\phi)$  and  $W74(\phi)$ .

It should be noted that the above approach may have limitations since the amplitude scale factor calculated in this manner may not be applicable to Cepheids with highly asymmetrical light curves. However, this should be considered as a maiden effort with considerable room for improvement. We intend carrying out a similar calculation for a large sample of Cepheids.

This approach to random phase correction in Cepheids is nevertheless presented here as a preliminary result and as a promising method to estimate the  $M_V - W(OI\ 7774)$  from random-phase observations of Cepheids.

The above method has been applied to both W71 and W74 data of 31 Cepheids, listed in Table 2 along

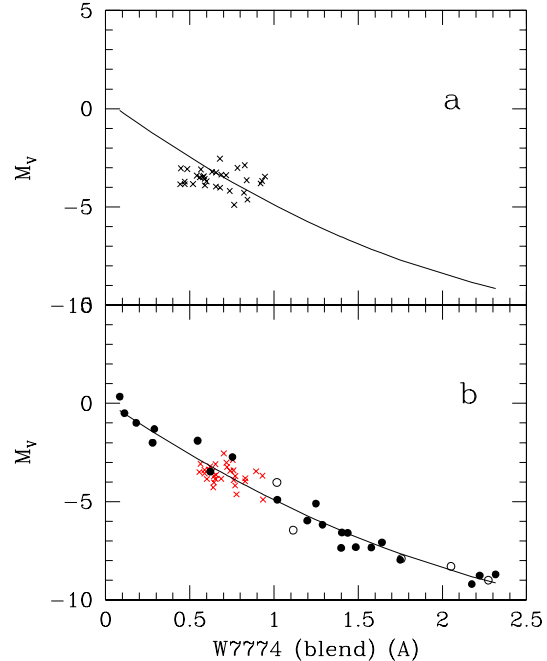


Fig. 6. Same as Fig. 4. for W74. Open circles as in Fig. 1.

with their random phase  $W71(\phi)$ ,  $W74(\phi)$ ,  $M_V$  and the mean values  $W71_o$  and  $W74_o$ . The  $M_V$  values were obtained from the Feast & Catchpole (1997) P-L relationship  $M_V = -2.81 \log P - 1.43$ . This calibration is brighter than other solid calibrations (e.g. Sandage & Tammann 1968; Feast & Walker 1987; Madore & Freedman 1991), but only at the level of  $\sim 0.1$  mag (Sandage & Tammann 1998; Madore & Freedman 1998), thus, adopting a calibration of the P-L relationship with a slightly smaller zero point, would have a very minor effect on our calculations and conclusions, especially considering that the uncertainty of our  $OI7774-M_V$  calibration is of the order of 0.4 mag. The periods and epochs are usually known with large precision, the values in Table 2 were adopted from the sources listed in the paper by Arellano Ferro et al. (1998) in their Table 2. In the present Table 2, we include the phase at which the OI observation was obtained and, on the basis of which, the absolute magnitude is corrected.

Fig. 5a shows the distribution of uncorrected W71 measurements in the  $W71-M_V$  plane. The solid curve is the calibration in equation 1. While the Cepheids fall along the path defined by the non-cepheid calibrators, their dispersion is, as expected, unacceptably large as the phase effect is yet to be corrected. In Fig. 5b the corrected W71-values for the sample of Cepheids are plotted along with the



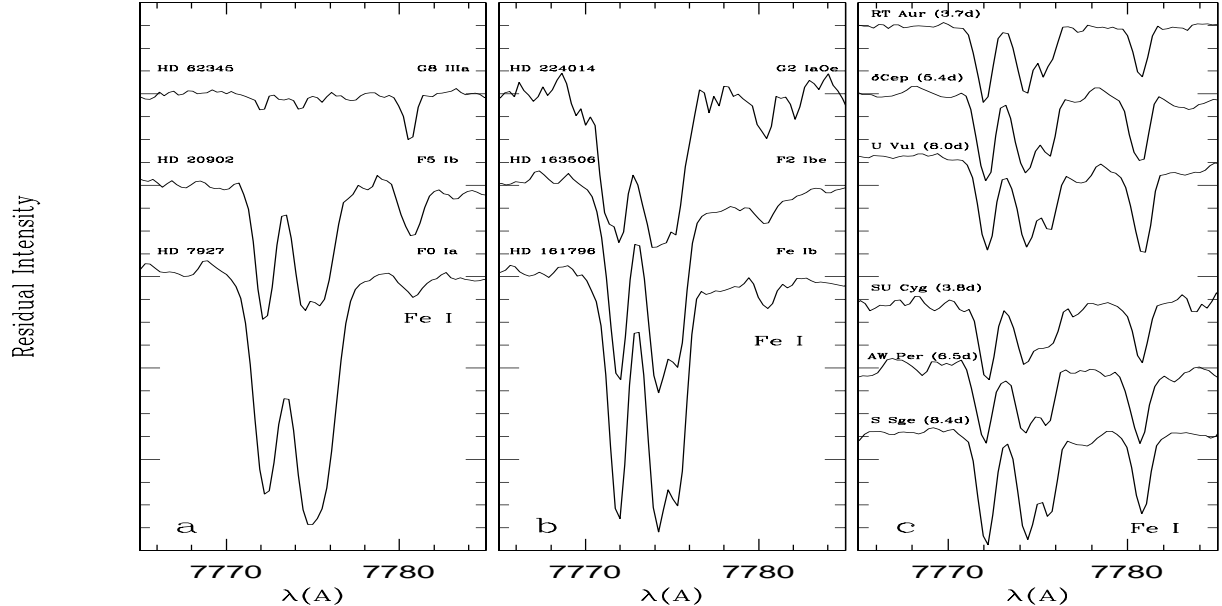


Fig. 7. a) Three examples of calibrator stars from very low to very large luminosity. b) Three examples of evolved stars. These stars known for having  $H\alpha$  in emission do not show emission in the  $OI7774$  feature. Other stars in Table 3 were inspected and no emission was found, thus their values  $W71$  and  $W74$  reliable for the estimation of  $M_V$ . c) The three upper spectra are from single Cepheids while the three examples in the bottom are of Cepheids known for having hot companions (see Table 2 of Evans (1995) for details). Numbers between parenthesis are their periods in days. The presence of the companion does not seem to affect the nature of the  $OI7774$  in Cepheids.

non-cepheid calibrators. The process has been repeated for  $W74$  and is shown in Fig. 6. The present corrections of  $W71$  and  $W74$  in fact brought the Cepheids closer to the mean trend, and their dispersion is now comparable to that of cluster, associations and field calibrators. Once the Cepheids are included the calibrations take the forms:

$$M_V = 0.260 - 15.889 W71 + 6.393 W71^2, \quad (8)$$

$$\pm 0.281 \quad \pm 1.387 \quad \pm 1.390$$

$$M_V = 0.131 - 5.831 W74 + 0.789 W74^2. \quad (9)$$

$$\pm 0.287 \quad \pm 0.563 \quad \pm 0.231$$

The standard deviations in  $M_V$  are 0.42 and 0.43 mag. thus comparable to the calibrations in eqs. 1 and 2.

Many Cepheids have hot companions, generally late B-type main sequence stars. And while contamination of the cepheid  $OI7774$  Feature is unlikely since hot main sequence stars have very weak  $OI7774$  relative to supergiant stars (Faraggiana et al. 1988), We have compared in figure 7-c the  $OI7774$  profiles of three Cepheids with B-A type main sequence companions (SU Cyg, AW Per and S Sge) with those of

presumably single Cepheids of similar periods (RT Aur,  $\delta$  Cep, and U Vul). We do not see any peculiarity introduced by the companions, hence it is concluded that the  $OI7774$  feature in Cepheids is not affected by their companions.

## 6. ESTIMATED LUMINOSITIES FOR AGB CANDIDATE STARS

We felt it would be important to estimate the  $M_V$  of possibly evolved objects from their  $W71$  and  $W74$  using the calibration derived in the present work. In a different program we had chosen a sample of A-G stars with high galactic latitude and detected IR flux in search of post-AGB stars. Not all of them turned out to be objects showing very significant chemical peculiarities caused by evolutionary processes. But we were interested in determining their locations in the H-R diagram, hence used their  $W71$ ,  $W74$  to estimate  $M_V$  for them. Their temperatures are those estimated using fine spectral analysis as described in Arellano Ferro, et al. 2001. In absence of such data we relied upon  $uvby\beta$  or 13-colour photometry calibrations or their spectral types. The stars under consideration are listed in Table 3 along with their  $W71$  and  $W74$  values. Also reported in Table 3 is  $\langle M_V \rangle$ , the mean of the absolute magnitudes

obtained from eqs. 1 and 2 which agree within 0.2 mag. The corresponding  $\log L/L_{\odot}$  is also given in Table 3. At the bottom of the table, we have presented the data for five well-established post-AGB stars and their OI derived luminosities. Previous  $M_V$ -values are given between parenthesis and their sources are listed in Table 3.

The OI7774 profiles of evolved stars in table 3 were inspected to make sure that Equivalent widths were not affected by emission often present in evolved or unusual stars. To demonstrate that it was not the case, in Fig. 7-B three spectra, of stars HD 224014 ( $\rho$  Cas, G2Ia0e), HD 163506 (89 Her, F2Ibe) and HD 161796 (F3Ib) are shown. These stars were selected for illustration since they are well known to have H $\alpha$  In emission. Nevertheless, the OI7774 feature appears to be in absorption. There could be weak underlying emission, but its effect, if any, would be negligible.

The positions of the stars on the H-R diagram are shown in Fig. 8. The evolutionary tracks for several masses of Schaller et al. (1992) for  $Z=0.02$  and  $Y=0.30$  are presented for reference. These models do not show blue loops for stars with  $4 M_{\odot}$  and below, hence do not cross the instability strip. On the other hand, lower metallicity models ( $Z=0.001$ ) do show blue loops for masses down to about  $2-3 M_{\odot}$  (Schaller et al. 1992) and cross the lower part of the cepheid instability strip. While such selection of metallicity would be adequate for old low mass stars, it would be inappropriate for Pop I Cepheids. To produce longer blue loops at this low mass range, Alongi et al. (1991) have introduced an extra overshoot parameter that extends towards the interior the outer convective envelope. Post red giant branch stars located on the H-R diagram might serve as land-marks for theoretical work.

The stars from the Table 3 with  $\log L/L_{\odot}$  in the range of 3.5 to 5.0 have certainly passed the red giant phase and populate the blues loop for masses between 7 and  $10 M_{\odot}$ . Blue loops for higher masses are not populated in part due to the specific sample considered but also due to the fact that evolution in this region of the diagram is fast (Blöcker 1995). However it is not possible to say if a given star would evolve to the left or to the right. Stars like HD 137569 and HD 172324 might be useful observational input that can be used to examine the extent of blue loops in this mass range.

The five established post-AGB stars, plotted as dots in Fig. 8, have been plotted according to their OI luminosities and their spectroscopically determined temperatures. Although the OI7774 feature is

sensitive to the luminosity, it is also partially sensitive to the oxygen abundance. The calibrations have been established using nearly solar abundance calibrators. Therefore its application to highly evolved stars with peculiar oxygen abundances is a little uncertain and hence might give luminosities with large error bars. The oxygen [O/H] abundances for these five post-AGB are:  $-0.33$  (HD112374; Luck et al. 1983),  $+0.08$  and  $-0.27$  (HD 161796 and HD163506; Luck et al. 1990),  $+0.41$  and  $-0.58$  (HD 172324 and 172481; Arellano Ferro et al. 2001), therefore their positions on the H-R diagram may have larger uncertainties. Mildly evolved stars like those given in the upper part of Table 3 have essentially solar [O/H], hence the calibration certainly gives good  $M_V$  estimates for them. For C-rich strongly evolved objects the relation might give low values of the luminosity.

Also as a reference, the position of the instability strip has been indicated in Fig 8. The upper strip is the classical cepheid strip from Sandage & Tamman (1969) and the lower strip comes from Marconi & Palla (1998). Given the 0.4 mag. uncertainty in  $M_v$  produced by eqs. 1 and 2, we cannot assure that borderline Cases are in or out the instability strip. It is worth however pointing at the variables sitting well inside the strip, HD 112374 whose variability was discovered by Arellano Ferro (1981), HD62058 (R PUP) and HD 194093 (37 Cyg). Variable stars in the upper part of the diagram, like HD 54605 (25 CMa), HD 163506 (89 Her), HD 161796 (V814 Her) and HD224014 ( $\rho$  Cas) lie in a region where the instability strip is ill-defined.

## 7. CONCLUSIONS

The newly estimated values of the absolute magnitude  $M_V$  for a group of selected A-G supergiant calibrators enabled us to revise the  $M_V - W(OI\ 7774)$  relationship. The results show an improvement in  $M_V$  predictions accuracies of at least a factor of three relative to the previous calibration from high resolution data in paper I, over a large absolute magnitude range  $-9.5$  to  $+0.35$  mag. The calibrations presented in equations 1 and 2 are our final calibrations and they predict  $M_V$  values with an accuracy of  $\pm 0.38$  mag.

It is shown that the OI7774 feature in Cepheids follow the basic calibration. A method to correct  $W(OI\ 7774)$  obtained at random phases is described and successfully applied to a sample of 31 Cepheids. At our resolution, the bluest component of the triplet at  $\lambda 7771.954$  is resolved from the two redder components and being unaffected by FeI, CN lines may be more useful for G-type stars and later. We

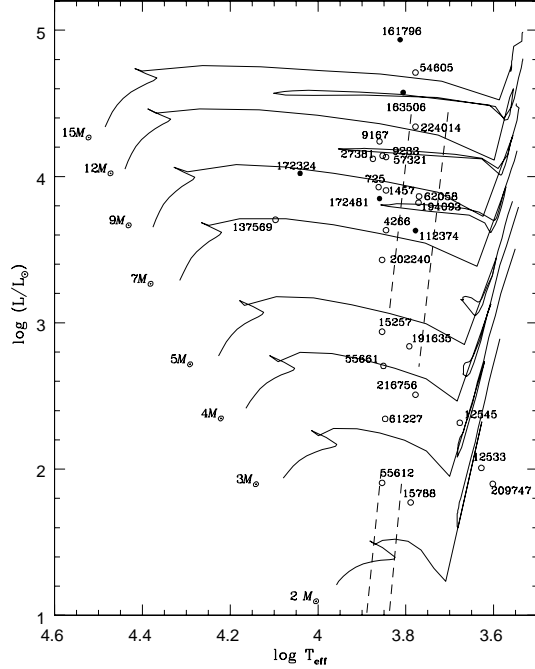


Fig. 8. H-R diagram with the positions of selected evolved stars (open circles) and five established post-AGB stars (dots). The evolutionary tracks are from Schaller et al. (1992) for  $Z=0.2$  and  $Y=0.30$ .

have calculated the calibrations for both the blue component (W71) and for the blend of the triplet (W74) including the Cepheids along with the primary calibrators. The calibrations for composite data, given by eqs. 8 and 9, predict  $M_V$  values within  $\pm 0.42$  and  $\pm 0.43$  mag. and therefore are comparable to the calibrations based solely on A-G non-variable supergiants. Hence the present calibration with phase-corrected W71 or W74 shows that the OI7774 feature in Cepheids is as sensitive to luminosity as in non-variable supergiants

The new calibrations have been applied to a group of intermediate temperature, high galactic latitude stars with detected IR fluxes that are considered good candidates to post-AGB stars. The luminosities determined by the present work, not only help in ascertaining the evolutionary status of the sample of stars but can also be used by theorist doing evolutionary calculations in the post red giant evolution, in order to establish the loci of the blue loops for stars of five solar masses and below.

AAF acknowledges support from DGAPA-UNAM grant through project IN113599. SG is thankful to the Department of Science and Technology, India, for the travel sup-

port under Indo-Mexican Collaborative project DST/INT/MEXICO/RP001/2001. We are grateful to an anonymous referee for helpful suggestions. This work has made a large use of the SIMBAD and ADS services, for which we are thankful.

## REFERENCES

- Alongi, M., Bertelli, G., Bressan, A., Chiosi, C. 1991, A&A, 244, 95
- Allende Prieto, C., Lambert, D.L. 1999, A&A, 352, 562
- Arellano Ferro, A., 1981, PASP, 93, 351
- Arellano Ferro, A., Giridhar, S., Chávez, M., Parrao, L. 1989, A&A, 214, 123
- Arellano Ferro, A., Giridhar, S., Goswami, A. 1991, MNRAS, 1, 250 (Paper I)
- Arellano Ferro, A., Giridhar, S., Mathias, P. 2001, A&A, 368, 250
- Arellano Ferro, A., Mendoza E.E. 1993, AJ, 106, 2516
- Arellano Ferro, A., Parrao, L. 1990, A&A, 239, 205.
- Arellano Ferro, A., Rojo Arellano, E., González-Bedolla, S., Rosenzweig, P. 1998, ApJS, 117, 167
- Baker, P.W. 1974, PASP, 86, 33
- Baumgardt H., Dettbarn C., Wielen R. 2000, A&AS, 146, 251
- Bersier, D. 1996, A&A, 308, 514
- Blöcker, T. 1995, A&A, 299, 755
- Busso, M., Gallino, R., Wasserburg, G.J. 1999, ARA&A, 37, 239
- Cameron Reed, B. 2000, AJ, 119, 2855
- Dambis, A.K., Melnik, A.M., Rostorguev, A.S. 2001, Astronomy Letters, 27, 58
- de Jager, C. 1998, A&A Rev., 8, 145
- ESA, 1997, The Hipparcos and Tycho Catalogues, ESA SP-1200 (Noordwijk:ESA)
- Evans, N.R. 1995, ApJ, 445, 393
- Faraggiana, R., Gerbaldi, M., van't Veer, C. & Floquet, M. 1988, A&A, 201, 259
- Feast, M.W., Catchpole, R.M. 1997, MNRAS, 286, L1
- Feast, M.W., Walker, A.R. 1987, ARA&A, 25, 345
- Humphreys, R. M. 1978, ApJS, 38, 309
- Jaschek, C & Gomez, A.E. 1998, A&A, 330, 619
- Jaschek, C & Jaschek, M. 1987, The Classification of Stars, Cambridge Univ. Press
- Kameswara Rao, N., Mallik, S.G.V. 1978, MNRAS, 183, 147
- Keenan, P. C., & Hynek, J.A. 1950, ApJ, 111, 1
- Lloyd Evans, T. 1969, MNRAS, 146, 101
- Luck, R.E., Bond, H.E., Lambert, D.L. 1983, PASP, 95, 413
- Luck, R.E., Lambert, D.L., Bond, H.E. 1990, APJ, 357, 188
- Marconi, M., Palla, F. 1998, ApJ, 507, L141
- Madore, B.F., Freedman, W.L. 1991, PASP, 103, 933
- Madore, B.F., Freedman, W.L. 1998, ApJ, 492, 110
- Mendoza, E.E., Arellano Ferro, A. 1993, AJ, 106, 2524
- Merrill, P. 1925, PASP, 37, 272
- Merrill, P. 1934, ApJ, 132, 68

Oestreicher, M.O. & Schmidt-Kaler, Th. 1999, AN, 320, 105  
 Osmer, P. S. 1972, ApJS, 24, 247  
 Sandage, A., Tammann, G.A. 1968, ApJ, 151, 531  
 Sandage, A., Tammann, G.A. 1969, ApJ, 157, 683  
 Sandage & Tammann 1998, MNRAS, 293, L23  
 Schaller, G., Schaerer, D., Meynet, G., Maeder, A. 1992, A&AS, 96, 269  
 Schmidt, E.G. 1984, ApJS, 55, 455.  
 Slowik, D. J., Peterson, D. M. 1993, AJ, 105, 1997  
 Slowik, D. J., Peterson, D. M. 1995, AJ, 109, 2193  
 Sorvari, J.M. 1974, AJ, 79, 1416  
 Stothers, R. 1972, PASP, 84, 373  
 Tadross, A.L. 2001, New Astronomy, 6, 293  
 Wallerstein, G., Machado-Pelaez, L. Gonzalez, G. 1999, PASP, 111, 335

TABLE 3

OI 7774 DATA AND LUMINOSITIES OF  
 SELECTED EVOLVED STARS AND  
 ESTABLISHED POST-AGB STARS.

HD	Sp.T.	W71	W74	$\langle M_V \rangle$	$\log L/L_\odot$
725	F5Ib-II	0.450	1.220	-5.723	3.905
1457	F0Iab	0.461	1.198	-5.737	3.927
4266	F2Iab		1.028	-5.023	3.633
9167	F1III	0.544	1.397	-6.530	4.240
9233	A4Iab	0.489	1.328	-6.136	4.142
12533	K3IIb	0.070	0.146	-0.510	2.008
12545	G5	0.148	0.345	-1.691	2.316
15257	F0III		0.655	-3.267	2.939
15788	G8III	0.048	0.129	-0.281	1.772
27381	F2	0.505	1.343	-6.244	4.121
54605	F8Iab:	0.691	1.750	-7.726	4.710
55612	F0III/IV	0.068	0.211	-0.686	1.906
55661	A7:V	0.198	0.558	-2.632	2.705
57321	F2II	0.661	1.027	-6.273	4.133
61227	F0Ib	0.148	0.383	-1.796	2.343
62058	F8/G0Ia	0.456	1.144	-5.599	3.864
137569	B5III	0.290	0.804	-3.870	3.704
191635	F0	0.234	0.610	-3.018	2.839
194093	F8Iab:	0.436	1.149	-5.504	3.821
202240	F0III	0.322	0.987	-4.494	3.430
209747	K4III	0.046	0.087	-0.137	1.899
216756	F5II	0.172	0.477	-2.230	2.508
224014	G2Ia0e		1.468	-6.777	4.340
112374	F3Ia		1.026	-5.014 (-4.44)	3.630 <sup>1</sup>
161796	F3Ib	0.747	2.008	-8.278 (-8.5) <sup>2</sup>	4.935
163506	F2Ibe	0.634	1.663	-7.375 (-8.1) <sup>2</sup>	4.574
172324	B9Ib	0.440	1.153	-5.533 (-5.98)	4.021 <sup>3</sup>
172481	F2Ia0	0.458	1.121	-5.562 (-6.44)	3.849 <sup>3</sup>

Notes. 1. Luck et al. (1983), 2. Arellano Ferro & Parrao (1990), 3. Arellano Ferro et al. (2001).

A. Arellano Ferro and E. Rojo Arellano: Instituto de Astronomía, Universidad Nacional Autónoma de México, Apdo Postal 70-264, México D. F. CP 04510, Mexico(armando@astroscu.unam.mx; cefeida@yahoo.com)  
 Sunetra Giridhar: Indian Institute of Astrophysics, Bangalore 500034, India. (giridhar@iiap.ernet.in)