

## AGN fueling: the observational point of view

Françoise Combes

*Observatoire de Paris, 61 Av. de l'Observatoire, F-75 014, Paris, France*

**Abstract.** Observations at multiple wavelengths are reviewed to search for evidence for fueling mechanisms in galaxies, both for nuclear starbursts and AGN activity. Although it is undisputed that dynamical perturbations such as bars or tidal interactions accumulate gas in the central regions and sometimes trigger nuclear starbursts, the evidence remains scarce that these are necessary to fuel AGNs. Interpretations in terms of time-scales, feed-back, and black hole evolution are discussed. It is suggested that the AGN phase corresponds to the early-type phases of galaxies.

### 1. Fueling mechanisms

The essential issue to fuel gas into nuclei is to find efficient processes to transfer angular momentum. Since viscous torques are not efficient except very close to the accretion disk itself, the principal actors here are gravity torques due to non-axisymmetric structures:

1. Bars, spirals,  $m=1$  waves
2. Galaxy interactions and mergers

These mechanisms are indeed observed when the AGN activity is very strong and accretion rate exceptional ( $> 10 M_{\odot}/\text{yr}$ ). For milder activities, it is difficult to see clear correlation with bars or companions. Nuclear starbursts and AGN have similar fueling requirements: they compete for gas supply and occur often simultaneously. The nuclear activity is however much more efficient to radiate energy and the fraction of energy contributed by the AGN (with respect to starbursts) increases with total luminosity.

### 2. Correlation with bars

#### 2.1. Primary bars

Many studies have addressed the role of bars in nuclear activity (Simkin et al 1980, Dahari 1984, Moles et al 1995). Weak correlations are found in general, and it is often difficult to discriminate the role of biases due to morphological types, environment, etc.. Bars are more easily detected in the old stellar component, and in near infrared surveys, free of dust extinction: many more barred galaxies are discovered then, but Seyferts are not privileged (McLeod & Rieke 1995, Mulchaey & Regan 1997). The bottom line of most surveys is that there is no difference of bar frequency between AGN and non-active galaxies (see fig. 1).

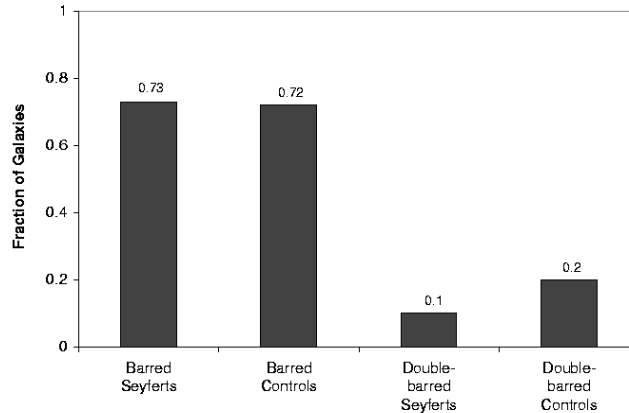


Figure 1. Fraction of barred and double-barred systems in the Seyfert and control galaxy samples. It is not possible to distinguish the two samples with the percentage of barred galaxies. Slightly more normal galaxies have double bars (from Mulchaey & Regan 1997)

A recent study comparing the CfA sample of Seyferts to a control sample finds slightly more bars in Seyferts (Peletier et al 1999, Knapen et al 2000): 79% + 7.5% of Seyferts are barred, while 59% + 9% control galaxies are barred. Paradoxically, there is also a lower fraction of strong bars in Seyferts with respect to the control sample (Shlosman et al 2000). This could be the consequence of bar destruction by central masses. As expected from gravity torques and consequent radial gas inflow, barred galaxies do possess larger molecular gas concentrations, revealed by CO observations (Sakamoto et al 1999). This gas inflow produces more nuclear starbursts, which correspond to conspicuous circumnuclear HII hot spots (Sersic 1963).

## 2.2. Decoupled stellar nuclear disks

However, the gas infall may stop at the inner Lindblad resonance of the large bar, and thus be prevented to fuel the nucleus. Are then nuclear bars the final processes to fuel the central regions? With high spatial resolution, it is now possible to investigate morphological features inside the central kiloparsec in galaxies. The first studies do not find more nuclear bars in Seyferts (e.g. Regan & Mulchaey 1999); the frequency of nuclear bars is 20-30%, the same in the control sample and for the AGN samples. Laine et al (2002) find a larger fraction of nested bars in Seyfert2 with respect to Seyfert1.

A striking feature is the high frequency of nuclear spirals discovered (Martini & Pogge 1999, Pogge & Martini 2002). The frequent presence of nuclear disks (dust, gas and young stars) point towards the action of bars and interactions, to produce the gravity torques and matter inflow. Emsellem et al (2001) discovered cold stellar nuclear disks in double-barred Seyfert galaxies, related to this inflow process. The observed stellar velocity dispersion reveals a characteristic drop in the center, interpreted in terms of recent nuclear star formation, as supported by numerical simulations (Wozniak et al 2002).

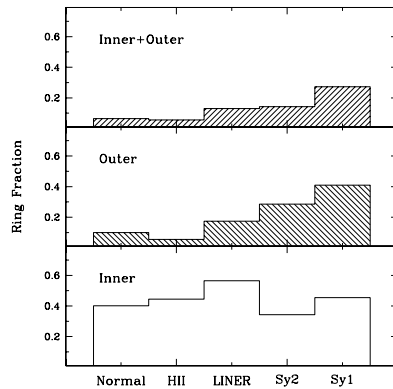


Figure 2. Fraction of inner (usually surrounding bars) and outer ring galaxies as a function of activity class. Only objects with ( $v < 5000 \text{ km s}^{-1}$ ) are shown here (from Hunt & Malkan, 1999)

### 2.3. Why is there no correlation?

Many arguments could be advanced to explain the absence of strong correlation between bars and AGNs (e.g. Combes 2001). First, even if the bar produces gas inflow, there must be a sufficiently massive black hole at the nucleus for an AGN to appear, and this is not everywhere, in particular in view of the mass correlation between black holes and bulges: the condition is not fulfilled in late-type galaxies. Second, there could be a stellar bar, but with insufficient gas content to produce a strong enough fueling. Third, the time-scales for bar formation (and destruction), the gas fueling, and the subsequent nuclear activity could be different, and the phenomena could occur at slightly different epochs.

An interesting feature relating bars and nuclear activity is that Seyferts have more outer rings (by a factor 3-4) than non-active galaxies; these outer rings are thought to be the vestige of previous bars (Hunt & Malkan 1999). In their extended 12 microns sample of 891 galaxies, Hunt & Malkan (1999) find that 30% are AGN, 25% are interacting (perturbed). While HII/Starburst galaxies have more bars, AGN (LINERs and Seyferts) have no more bars but rings. LINERs have more inner rings, while Seyferts have 3-4 times more outer rings (cf fig. 2).

## 3. Statistics about AGN

AGN tend to lie in early-type galaxies (Terlevich et al 1987, Moles et al 1995). In an optical spectroscopic survey of 486 nearby galaxies, Ho et al (1997) detected 420 emission-lines nuclei (86% detection rate). Half of these objects can be classified as HII or star-forming nuclei, and half as some kind of AGN: Seyfert, LINERs and transition objects LINER/HII. A signature of Broad Line Region is found in 20% of the AGN, while Seyfert nuclei reside in about 10% of all galaxies. AGNs are found predominantly in luminous, early-type galaxies, while

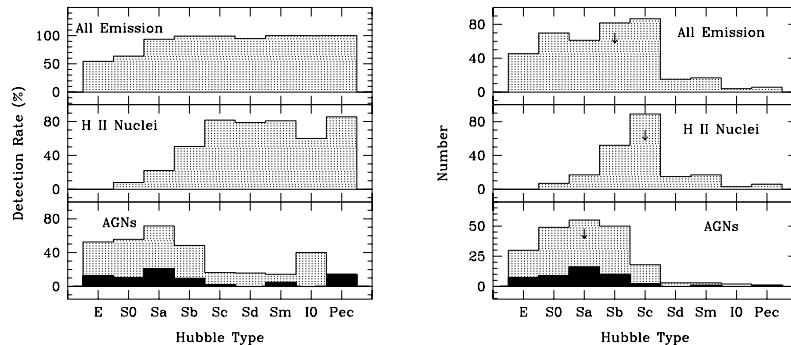


Figure 3. **Left** Detection rate as a function of Hubble type of all emission-line nuclei, HII nuclei, and AGNs **Right** Distribution of morphological types for all emission-line nuclei, HII nuclei, and AGNs; the downward-pointing arrow marks the median of the distribution (from Ho et al (1997))

HII nuclei are in less luminous late-type objects (see fig. 3). The relation between bulge mass and black hole mass might be the reason why AGN are favored in early-types. Also the concentration of mass in the bulge favors the presence of an ILR, then nuclear bar and leads to easiest fueling.

In summary, the following points may explain that there is no significant correlation between bars and nuclear activity:

- to have an AGN a bar is not sufficient, there must already exist a massive black hole (which favors early-type objects)
- the fueling requires a large central mass concentration
- different time-scales between the bar growth and AGN activity cycles
- there exist other fueling mechanisms like dense nuclear star clusters (accounting for a time delay between the bar and fueling)

#### 4. Galaxy interactions and mergers

Again, a strong correlation appears between AGN and the presence of tidal interactions only for very luminous cases (and accretion rates a few  $M_{\odot}/\text{yr}$ ). QSOs appear to interact with companions more than usual (Hutchings & Morris 1995, Bahcall et al 1997). Seyferts can be fueled by  $0.01 M_{\odot}/\text{yr}$  (like NGC 1068 for instance), and do not require external interactions.

The role of the interactions is to trigger gravitational instabilities in the galaxy disks, and the final fueling mechanism is a bar perturbation. Again the fueling is favored for early-type objects. The stability of the galaxies against perturbations depends essentially on the bulge/disk ratio (e.g. Mihos et al 1996), and the late-type objects are more susceptible to experience violent flows leading

to starbursts. The fueling of AGN awaits the building of large mass concentration, the presence of ILRs, and an efficient fueling of the very center.

#### 4.1. Frequency of companions

Early studies (Dahari 1984, 1985) found a correlation between AGN and the presence of companions: 15% of Seyferts have companions, compared to 3% of normal galaxies. While galaxies with companions present no more H $\alpha$  or radio power, they are more infra-red bright (McKenty et al 1989). Keel et al (1985) remark the presence of 25% of Seyfert in the close pairs of Arp Atlas, while the frequency of Seyfert is only 5% in a control sample. But the selection of the brightest objects in Arp Atlas might bias the conclusions. Other studies (Bushouse 1986, DeRobertis et al 1996) find a deficiency of Seyferts in interacting galaxies. A paradoxical result is the large fraction of Seyfert in the low surface brightness (LSB) galaxies (Sprayberry et al 1995), since they are unevolved objects generally in isolated environment. But the involved samples are small.

In a recent study, Schmitt (2001) does not find any statistical difference in companion frequency for systems of the various activity types. It has been claimed that Seyfert 2 have a larger number of companions than Seyfert 1 (Laurikainen & Salo 1995, Dultzin-Hacyan et al 1999), but this is controversial (Schmitt et al 2001). There could be an indirect link, some Seyfert 2 have an UV excess due to a starburst (Cid Fernandes et al 1998), and companions enhance the star formation. Narrow-line Seyf1 also do not reveal more companions (Krongold et al 2001). The percentage of galaxies with companions may sometimes appear higher for LINERs, or absorption-line galaxies with respect to Seyfert and H II galaxies. But when only galaxies of similar morphological types are considered, this difference vanishes. This suggests that the difference is due to a morphology-density effect (Schmitt 2001).

#### 4.2. Compact groups

Shimada et al (2000) find no statistical difference between compact group galaxies and field galaxies, as far as AGN is concerned, and conclude that interactions do not trigger AGN activity nor starbursts. Wu et al (1998) draw the opposite conclusion, but for very luminous infrared galaxies. From their recent survey of 193 galaxies in 49 compact groups, Coziol et al (2000) confirm that AGN are located in the most luminous galaxies; AGN prefer the early-type galaxies and starbursts the late-types. AGN is the most frequent (41%) type of activity; when counting also the Starburst/AGN, the frequency rises to about 70%.

#### 4.3. Radio Galaxies

Here also, interactions are obvious in the more powerful objects. FR-I have low-power, radio jets declining with radius; generally hosted by elliptical galaxies, they have rare interactions or tidal tails (less than 10%, Smith & Heckman 1989). FR-II are high power, double-lobe sources like Cygnus-A, strong in their lobe extremities: they show a high percentage of interactions from 32 to 100% (Hutchings 1987, Yates et al 1989). Most of them have two companions, and many star-forming regions.

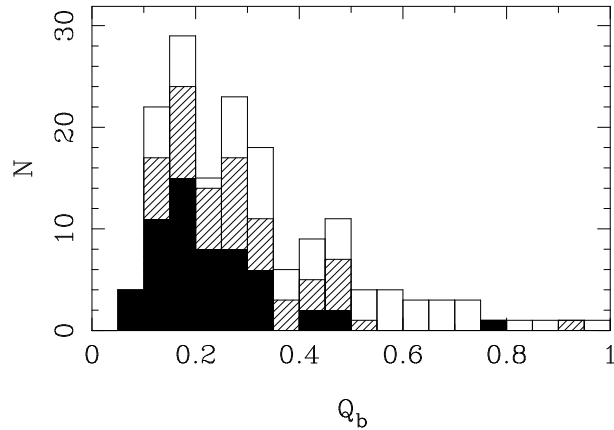


Figure 4. Histogram of gravitational bar strengths in the OSU sample. The shading indicates the de Vaucouleurs bar family: SA (black), SAB (hatched), and SB (white); from Block et al (2002)

Radio-loud QSOs have 4-5 times more neighbours, while radio-quiet 2 times more than a control sample. QSO are morphologically perturbed in 35-55% of the cases, radio-loud QSO in 70-80% (Disney et al 1995, Kirhakos et al 1999).

#### 4.4. Starburst - AGN Connection

The role of gravitational interactions in luminous and ultra-luminous infrared galaxies have been established (Sanders & Mirabel 1996). In lower luminosity galaxies, only weak correlations are found (Krongold et al 2001). It appears that AGN and starbursts are two different phases of the same evolutionary process. In general Seyf2 have the most frequent starbursts (Levenson et al 2001).

Active galaxies have circumnuclear gas, it is correlated with star formation, and interactions (Storchi-Bergmann et al 2001) and with inner Hubble types from Malkan et al (1998). High spatial resolution in the center of galaxies have emphasized the differences between Seyf1 and Seyf2, that do not have the same hosts statistically. Seyferts 2 possess more circumnuclear dust, and their “inner” morphological types are shifted towards later type than the Seyferts 1. Some of the dust obscuration characteristic of Seyf2 could come from this galactic circumnuclear dust more than from an accreting torus (Malkan et al. 1998).

### 5. Orientation of accretion disks

To better understand the fueling mechanisms, it might be interesting to investigate the orientation of accretion disks observationally, with respect to the orientation of the galaxies themselves. Since the accretion disks are too small to be observed directly, a common tracer are radio jets, that are perpendicular to the accretion disks, and give their orientation. Their orientation has been compared with the rotation axis of the spiral galaxy host, but random orientations have been found (Clarke et al, 1998, Nagar & Wilson 1999, Kinney et al 2000).

Radio galaxies (in general of elliptical type) have been found to have jets perpendicular to their dust lanes (Kotanyi & Ekers 1979, van Dokkum & Franx 1995, de Koff et al 2000, for FRI only). But this is put into question in a recent study of 20 radio galaxies (Schmitt et al 2002): jets appear to have rather random orientation between  $55^\circ$  to  $77^\circ$  from the galaxy disks, while they appear to avoid an orientation too close to the disks. They are then “only roughly” perpendicular to the disks, but do not align strictly with the disk axis. This might not indicate a random orientation of the fueling through mergers and gas accretion, but this misalignment could be due to warping instabilities of the accretion disks, or warping of galaxy disks.

## 6. Conclusions

There is no correlation between AGN activity and presence of bars or interactions, except for the high luminosity objects. Many of the correlations claimed come from morphological type mismatch between AGN and control sample. AGN are predominantly found in early-type galaxies, while starbursts are found in late-types. But precisely this has to be taken into account! Since the morphology of galaxies change during their evolution.

A large set of observations compared to numerical simulations have shown that bars are only transient in galaxy disks, when gas is present. Bars produce radial inflows of gas able to destroy them, but they can re-form through gas accretion (Bournaud & Combes 2002). When there exists a central mass concentration (the galaxy looks more early), it is more easy to fuel the nucleus. When gas is accreted all over the disk, starbursts are triggered, and the galaxy looks more late-type, but is not yet an AGN. A galaxy is in continuous evolution, and accretes mass all along its life. The evolution is governed by self-regulated processes, through bars and interactions.

The bulge-to-disk ratio and the gas fraction can evolve and therefore the morphological type somewhat oscillates from early to late-type, while secularly evolving to early-types. Any galaxy will be barred, active, and spend some time as an early-type or late-type; the frequency of bars in galaxies can be interpreted within this evolution (cf fig 4, Block et al 2002). It is when the gas has accumulated towards the center, when the type is early (although the “inner” type is more late) that nuclear activity is triggered. The morphological-type/AGN correlation is a consequence of this scenario.

## References

- Bahcall, J. N., Kirhakos, S., Saxe, D. H., Schneider, D. P.: 1997, ApJ 479, 642
- Block D., Bournaud F., Combes F. et al 2002, A&A (astro-ph/0209406)
- Bournaud F., Combes F.: 2002, A&A 392, 83
- Bushouse, H. A.: 1986, AJ 91, 255
- Clarke, C. J., Kinney, A. L., Pringle, J. E.: 1998 ApJ 495, 189
- Cid Fernandes R., Storchi-Bergmann T., Schmitt H.: 1998, MNRAS 297, 579
- Combes F.: 2001, in “Starburst-AGN Connection”, eds I. Aretxaga et al World Sci., 223
- Coziol R., Iovino A., de Carvalho R.R.: 2000, AJ 120, 47
- Dahari, O.: 1984, AJ 89, 966
- Dahari, O.: 1985, AJ 90, 1772

- de Koff, S., Best, P., Baum, S. A. et al.: 2000, *ApJS* 129, 33  
Derobertis, M., Hayhoe, K., Yee, H. K. C.: 1996 *AAS* 189 109.04  
Disney, M. J., Boyce, P. J., Blades, J. C. et al.: 1995, *Nature* 376, 150  
Dultzin-Hacyan D., Krongold, Y., Fuentes-Guridi, I., Marziani P.: 1999, *ApJ* 513, L111  
Emsellem E., Greusard, D., Combes, F. et al.: 2001, *A&A* 368, 52  
Ho L.C., Filippenko A.V., Sargent W.L.W.: 1997, *ApJ* 487, 568  
Hunt L.K., Malkan M.A.: 1999 *ApJ* 516, 660  
Hutchings, J. B.: 1987 *ApJ* 320, 522  
Hutchings, J. B., Morris, S. C.: 1995, *AJ* 109, 928  
Keel W.C., Kennicutt R.C., Hummel, E., van der Hulst J-M.: 1985, *AJ* 90, 708  
Kinney A.L., Schmitt H.R., Clarke C.J. et al: 2000, *ApJ* 537, 152  
Kirhakos, S., Bahcall, J. N., Schneider, D. P., Kristian, J.: 1999, *ApJ* 520, 67  
Knapen, J. H., Shlosman, I., Peletier R.F.: 2000, *ApJ* 529, 93  
Kotanyi C. G., Ekers, R. D.: 1979, *A&A* 73, L1  
Krongold, Y., Dultzin-Hacyan, D., Marziani, P.: 2001, *AJ* 121, 702  
Laine S., Shlosman I., Knapen J., Peletier R.F.: 2002, *ApJ* 567, 97  
Laurikainen, E., Salo, H.: 1995, *A&A* 293, 683  
Levenson N.A., Weaver K.A., Heckman T.M.: 2001, *ApJ* 550, 230  
Malkan M.A., Varoujan G., Raymond T.: 1998, *ApJS* 117, 25  
Martini P., Pogge R.W.: 1999, *AJ* 118, 2646  
McKenty J.: 1989, *ApJ* 343, 125  
McLeod, K. K., Rieke, G. H.: 1995, *ApJ* 441, 96  
Mihos, J.C., Hernquist, L.: 1996, *ApJ*, 464, 641.  
Moles, M., Marquez, I., Perez, E.: 1995, *ApJ* 438, 604  
Mulchaey J.S., Regan M.W.: 1997, *ApJ* 482, L135  
Nagar N.M., Wilson A.S.: 1999 *ApJ* 516, 97  
Peletier, R. F., Knapen, J. H., Shlosman, I., et al.: 1999, *ApJS* 125, 363  
Pogge R.W., Martini P.: 2002, *ApJ* 569, 624  
Regan, M. W., Mulchaey, J. S.: 1999 *AJ* 117, 2676  
Sakamoto, K., Okumura, S. K., Ishizuki, S., Scoville, N. Z.: 1999, *ApJ* 525, 691  
Sanders D.B., Mirabel I.F.: 1996, *ARAA* 34, 749  
Schmitt, H. R.: 2001, *AJ* 122, 2243  
Schmitt, H. R., Antonucci R.R.J., Ulvestad J.S. et al.: 2001, *ApJ* 555, 663  
Schmitt, H. R., Pringle, J. E., Clarke, C. J., Kinney, A. L.: 2002, *ApJ* 575, 150  
Sersic J.J.: 1963, *BAAA* 6, 75  
Shimada M., Ohyama Y., Nishiura S. et al.: 2000, *AJ* 119, 2664  
Shlosman, I., Peletier, R. F., Knapen, J. H. : 2000, *ApJ* 535, L83  
Simkin S.M., Su H.J., Schwarz M.P.: 1980, *ApJ*, 237, 404  
Smith E., Heckman T.: 1989, *ApJ* 641, 358  
Sprayberry, D., Impey, C. D., Bothun, G. D., Irwin, M. J.: 1995, *AJ* 109, 558  
Storchi-Bergmann T., Gonzalez-Delgado R.M., Schmitt H.R. et al.: 2001, *ApJ* 559, 147  
Terlevich, R., Melnick, J., Moles, M.: 1987, *IAU* 121, Kluwer, p.499  
van Dokkum P.G. & Franx M.: 1995 *AJ* 110, 2027  
Wozniak H., Combes F., Emsellem E. et al 2002, *A&A* in prep (and this meeting)  
Wu H., Zou Z.L., Xia X.Y., Deng Z.G.: 1998, *A&AS* 132, 181  
Yates, M. G., Miller, L., Peacock, J. A.: 1989, *MNRAS* 240, 129