

Model-independent dark energy differentiation with the ISW effect

P.S. Corasaniti⁽¹⁾, B.A. Bassett⁽²⁾, C. Ungarelli^(2,3), and E.J. Copeland⁽¹⁾

(1) *Centre for Theoretical Physics, University of Sussex,
Falmer, Brighton, BN1 9QJ, U.K.*

(2) *Institute of Cosmology and Gravitation, University of Portsmouth,
Mercantile House, Portsmouth, PO1 2EG, U.K. and*

(3) *School of Physics and Astronomy,
University of Birmingham,
Edgbaston, Birmingham, B15 2TT, UK.*

We study the integrated Sachs-Wolfe effect using a model-independent parameterization of the dark energy equation of state, $w(z)$. Cosmic variance severely restricts the class of models distinguishable from Λ CDM unless $w(z)$ currently satisfies $w_Q^0 > -0.8$, or exhibits a rapid, late-time, transition at redshifts $z < 3$. Due to the degeneracy with other cosmological parameters, models with a slowly varying $w(z)$ cannot be differentiated from each other or from a cosmological constant. This may place a fundamental limit on our understanding of the origin of the presently observed acceleration.

PACS numbers: 98.80.Es

1) Introduction – Cosmological distance measurements of high redshift type Ia supernova, combined with measurements of the cosmological volume via galaxy cluster surveys, weak lensing tomography and quasar clustering can provide a new insight into the nature of the dark energy sourcing the present acceleration of the universe. In spite of their potential for breaking degeneracies between cosmological parameters such tests are limited by our ignorance of effects such as possible supernova evolution or nonlinear galaxy cluster physics. In this sense the cosmic microwave background (CMB) observations are uniquely pure, limited only by systematic experimental effects and cosmic variance (an unavoidable theoretical error). This purity motivates us to ask the following question: how much model-independent information can the CMB give us about the dark energy? We will show that if the dark energy only clusters on very large scales then only models with equations of state, $w(z)$, which vary rapidly at low redshifts $z < 3$ can be distinguished from the ‘concordance’ Λ CDM model using the CMB alone. The importance of differentiating between a cosmological constant (Λ) and dynamical models of dark energy such as one (or more) evolving scalar fields (‘Quintessence’ - Q) [1, 2, 3] can hardly be overstated. Λ is essentially anti-gravity, the other is a new long-range force. We tackle this differentiation issue using a very general parameterization of $w(z) \equiv p/\rho$ described in [4] and used in simplified form in [5]. This form accurately encompasses most quintessence models, independent of the number of fields involved, and many other models for the acceleration. In principle cosmological distance measurements can distinguish between Λ CDM and QCDM models by constraining the present value of the dark energy equation of state w_Q^0 . This does not work however, since current CMB data suggest that w_Q^0 is close to the cosmological constant value of -1 [5, 6, 7, 8, 9]. However, the situation is not hopeless since dark energy clusters on

very large scales and hence can leave a distinctive contribution in the anisotropies of the Cosmic Microwave Background radiation (CMB). This is particularly clear in the case of a rapid late-time transition in $w(z)$. Indeed current data does (weakly) prefer exactly such a situation [5].

In this *letter* we focus on the relation between the dark energy properties and the integrated Sachs-Wolfe effect (ISW) in the CMB power spectrum. Although this is model dependent we have recently shown that an appropriate parameterization of the equation of state, $w(z)$, accurately describes a large class of models given by eq. (4) in ref. [4]. Assuming that the dark energy contribution during the radiation era is negligible, then different dark energy models are specified by the vector $\vec{W} = (w_Q^0, w_Q^m, a_c^m, \Delta)$ which respectively specifies the equation of state today (o) and during the matter era (m); the scale factor where the equation of state changes from w_Q^m to w_Q^0 and the width of the transition. We now discuss how these parameters affect the CMB and show that only a small range of \vec{W} s leave an imprint on the CMB distinguishable from Λ CDM.

2) ISW effect in dark energy models – A late-time mechanism to generate anisotropies is due to CMB photons climbing in and out of evolving gravitational potentials [10]. During the matter dominated era the gravitational potential Φ associated with the density perturbations is constant and there is no ISW effect. However in Λ CDM models Φ starts decaying at redshifts when Λ starts to dominate, producing large angular scale anisotropies [11]. In dark energy scenarios the cosmic acceleration is not the only contribution to the decay of Φ : on large scales the clustering properties alter the growth rate of matter perturbations [12, 13]. It is the signal of this clustering [14] that we are hunting in as model-independent a way as possible. We assume a flat spatial geometry and fix the value of the Hubble constant $H_0 = 70$

$\text{Kms}^{-1}\text{Mpc}^{-1}$, the scalar spectral index $n = 1$, the baryon density $\Omega_b h^2 = 0.021$ and the amount of matter (CDM) $\Omega_m = 0.3$. We can usefully distinguish two classes of models,

- first those with a slowly varying equation of state for which $0 < a_c^m/\Delta < 1$, as in the case of the inverse power law potential [15], and second:
- a rapidly varying $w(z)$, such as the 'Albrecht-Skordis' model [16] and the two exponential potential [17], with $a_c^m/\Delta > 1$. This class also includes many interesting radical models such as vacuum metamorphosis [18], late-time phase transitions [19], and backreaction-induced acceleration [20].

We show these two classes in fig.1. The red solid line corresponds to dark energy that tracks the dust during the matter era ($w_Q^m = 0.0$) and evolves slowly toward $w_Q^o = -1$, and the blue dotted line corresponds to a model with a rapid transition in its equation of state at $a_c^m = 0.1$ ($z = 9$). Given current data it is worth studying the case with $w_Q^o = -1$, (since it is also the most difficult to distinguish from ΛCDM) whilst allowing the other parameters w_Q^m and a_c^m , to vary.

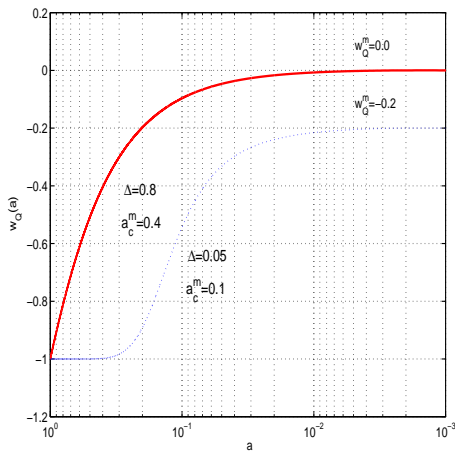


FIG. 1: Time evolution of the equation of state for two classes of models, with slow (red solid line) and rapid transition (blue dotted line). The dark energy parameters specify the features of $w_Q(a)$

Fig.2 shows the anisotropy power spectrum, C_l^{ISW} , produced through the integrated Sachs-Wolfe effect by a rapidly evolving (*top panels*) and a slowly evolving (*bottom panels*) equation of state; the red (solid) line corresponds to the ΛCDM model. As we can see in the top left panel (fig.2a), varying a_c^m can produce a strong ISW. The effect is larger if the transition in the equation of state occurs at redshifts $z < 3$. On the other hand the C_l^{ISW} is the same as in cosmological constant regime if

$a_c^m < 0.2$ ($z > 4$). In the top right panel (fig.2b) we plot the ISW for two different values of w_Q^m , corresponding to $w_Q^m = 0.0$ (dashed line) and $w_Q^m = -0.1$ (dot-dash line). We note that the signal is larger if the quintessence field is perfectly tracking the background component. But as w_Q^m diverges from the dust value the ISW effect becomes the same as in ΛCDM . This means that even for rapidly varying $w(z)$ (small Δ), the ISW is distinguishable from that in the ΛCDM scenario only if $w(z)$ during matter domination closely mimics the dust value and the transition occurs at low redshifts, $z < 3$. We can see the amplitude of the integrated Sachs-Wolfe effect is smaller in slowly varying models (*bottom panels*). As we expect the C_l^{ISW} is independent of a_c^m (fig.2c), since for these models a different value in the transition redshift does not produce a large effect on the evolution of the dark energy density. In fig.2d, the ISW power spectrum is large for $w_Q^m = 0.0$ (dash line) and becomes smaller than the cosmological constant on horizons scales as w_Q^m has negative values (dot-dashed line), and increases toward Λ for w_Q^m approaching -1 . This class of models is then more difficult to distinguish from the ΛCDM if the equation of state today is close to $w_\Lambda = -1$. This can be qualitatively explained noting that perfect tracking between dark energy and CDM causes a delay in the time when the gravitational potential starts to decay, compared to the case of ΛCDM . This effect is stronger for models with rapidly varying equation of state since the rapid change in w_Q produces a stronger variation in the gravitational potential.

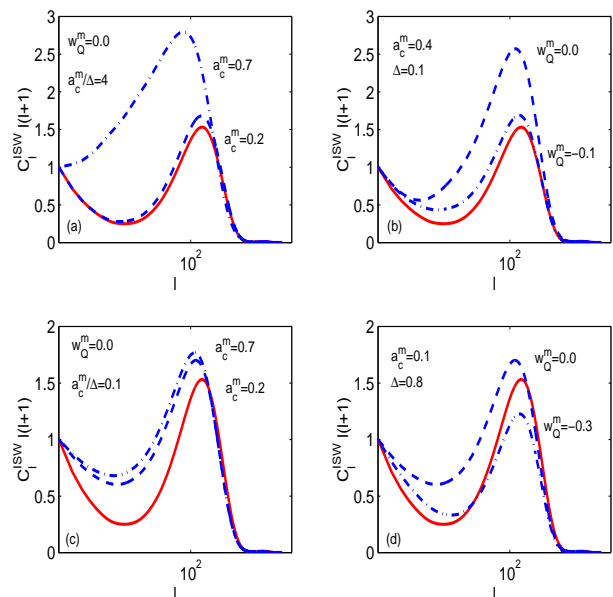


FIG. 2: Power spectrum of the ISW for rapidly varying models (top panels) and slowly varying ones (bottom panels). The solid red line is the ISW effects produced in the cosmological constant case. Detailed explanation in the text.

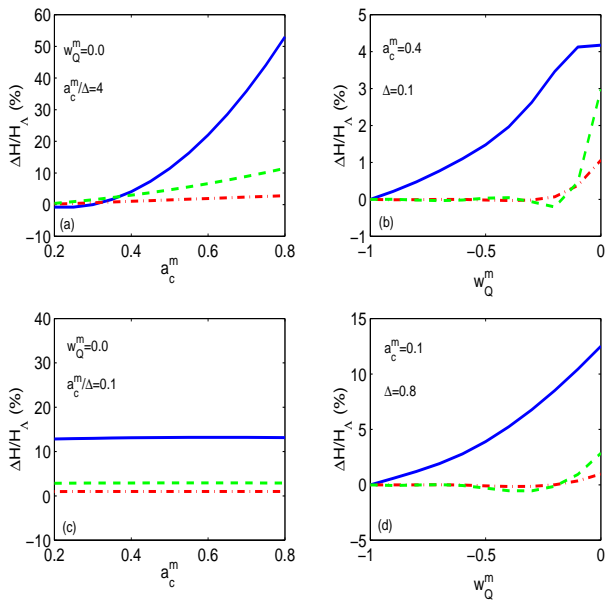


FIG. 3: Relative difference of H_1 (blue solid line), H_2 (green dash line) and H_3 (red dash-dot line) to the Λ CDM model, for rapidly varying models (*top panels*), and with slow transition equation of state, H_1 , H_2 and H_3 are independent of a_c^m (fig.3c). The dark energy imprint is only on H_1 for which the discrepancy to the Λ case is about 10 per cent. Such discrepancy decreases when changing the value of the quintessence equation of state during matter from $w_Q^m = 0.0$ to $w_Q^m = -1$ (fig.3d). Values of the equation of state today $w_Q^o > -1$ imply a stronger ISW effect. Consequently the curves of fig.3 are shifted upwards. For instance in fig.4 we plot the class of models previously analysed, with $w_Q^o = -0.88$. We note the same behavior as we vary the dark energy parameters, but the discrepancy with the Λ CDM model is now larger. In fig.4d it is worth noticing the case $w_Q^m = -1$, that corresponds to a model very similar to a ‘k-essence’ model [22]. We can see that the relative difference with the Λ CDM case is of the order of a few percent, in agreement with [23] for the same value of $w_Q^o = -0.88$. At this point we ask the key question whether such differences are observable. We have shown that H_1 is a good estimator of the ISW effect, and that it is a tracer of the dark energy imprint on the CMB. However its estimation from the data will be affected by cosmic variance at $l = 10$. Hence with even perfect measurements of the first acoustic peak the uncertainty on H_1 will be dominated by the 30 per cent uncertainty due to cosmic variance. With the plots of fig.3 and fig.4 in mind, this means that if the present value of the equation of state is close to -1 , slowly varying dark energy models are hardly distinguishable from Λ CDM, while rapidly varying ones can produce a detectable signature only if the transition in the equation of state occurred at $a_c^m > 0.7$, but in any case it will be difficult to constrain w_Q^m . The degeneracy of H_1 with the baryon density is marginal since varying $\Omega_b h^2$ mainly affects H_2 which is insensitive to dark energy effects. Hence only an

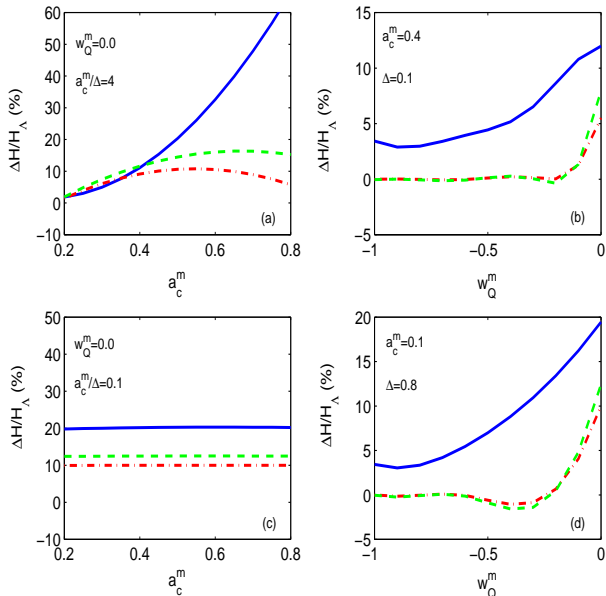


FIG. 4: As in fig.3 for $w_Q^o = -0.88$.

3) *CMB power spectrum* – The imprint of the ISW effect in the CMB spectrum results in a boost in power at low multipoles. This affects the position of the first acoustic peak and the COBE normalization. In particular, since some of the anisotropies at large scales are produced at late times, as we have seen in the previous section, normalizing the spectrum relative to the COBE

measurements produces a suppression of power at smaller scales. A simple way to characterize the amplitude of the CMB spectrum is to consider the height of the first three acoustic peaks relative to the power at $l = 10$, i.e. $H_i = C_{l_i}/C_{10}$, and their multipole positions ℓ_i , $i = 1, 2, 3$ [21]. These numbers allows us to quantify the discrepancy between the dark energy models and Λ CDM. In particular since H_1 depends on the amplitude of the power spectrum at the multipoles characteristic of the ISW effect, we expect H_1 to be more sensitive to Quintessence signatures. We have computed the CMB spectra for the class of models with $w_Q^o = -1$ described in the previous section, determined the parameters, H_i , (plotted in fig.3) and compared them with those of the Λ CDM spectrum. The rapidly varying models are shown in the top panels. We can see the strong ISW effects produced by changing a_c^m are now evident in the large discrepancy between H_1 and H_1^Λ (blue line) (fig.3a): it can be larger than 20 per cent for $a_c^m > 0.6$. The effect on H_2 , H_3 is smaller. However varying w_Q^m (fig.3b) produces a discrepancy of only order 4 per cent on H_1 , while H_2 and H_3 remain the same as in Λ CDM. For a slowly varying equation of state, H_1 , H_2 and H_3 are independent of a_c^m (fig.3c). The dark energy imprint is only on H_1 for which the discrepancy to the Λ case is about 10 per cent. Such discrepancy decreases when changing the value of the quintessence equation of state during matter from $w_Q^m = 0.0$ to $w_Q^m = -1$ (fig.3d). Values of the equation of state today $w_Q^o > -1$ imply a stronger ISW effect. Consequently the curves of fig.3 are shifted upwards. For instance in fig.4 we plot the class of models previously analysed, with $w_Q^o = -0.88$. We note the same behavior as we vary the dark energy parameters, but the discrepancy with the Λ CDM model is now larger. In fig.4d it is worth noticing the case $w_Q^m = -1$, that corresponds to a model very similar to a ‘k-essence’ model [22]. We can see that the relative difference with the Λ CDM case is of the order of a few percent, in agreement with [23] for the same value of $w_Q^o = -0.88$. At this point we ask the key question whether such differences are observable. We have shown that H_1 is a good estimator of the ISW effect, and that it is a tracer of the dark energy imprint on the CMB. However its estimation from the data will be affected by cosmic variance at $l = 10$. Hence with even perfect measurements of the first acoustic peak the uncertainty on H_1 will be dominated by the 30 per cent uncertainty due to cosmic variance. With the plots of fig.3 and fig.4 in mind, this means that if the present value of the equation of state is close to -1 , slowly varying dark energy models are hardly distinguishable from Λ CDM, while rapidly varying ones can produce a detectable signature only if the transition in the equation of state occurred at $a_c^m > 0.7$, but in any case it will be difficult to constrain w_Q^m . The degeneracy of H_1 with the baryon density is marginal since varying $\Omega_b h^2$ mainly affects H_2 which is insensitive to dark energy effects. Hence only an

accurate determination of the angular diameter distance, inferred from the location of the acoustic peaks, would allow detection of such deviations from the cosmological constant model. The relation between the position of the CMB peaks and the dark energy has been widely discussed ([24] and references therein). The shift of the multipole positions (l_i) of the acoustic peaks caused by the evolution of the dark energy in the class of models analysed in fig.3 can be seen in fig.5, where we plot the relative difference of l_1, l_2 and l_3 to the Λ case. We note that due to the additional shift induced on the first acoustic peak by the ISW effect the difference with the Λ CDM model for the first peak is generally larger than for the second and third peaks. As with the comparison of the amplitude of the CMB spectrum, the largest effect is produced by models with a rapid transition occurring at small redshifts. However the degeneracy of the angular diameter distance, in particular with the value of Hubble constant and the amount of dark energy density, will limit our ability to put tight constraints on the dark energy parameters. Fortunately there are alternative ways in which these problems can be alleviated, for instance, cross-correlating the ISW effect with the large scale structure of the local universe [25, 26, 27]. An efficient approach would also be to combine different observations in order to break the degeneracies with the cosmological parameters [28, 29].

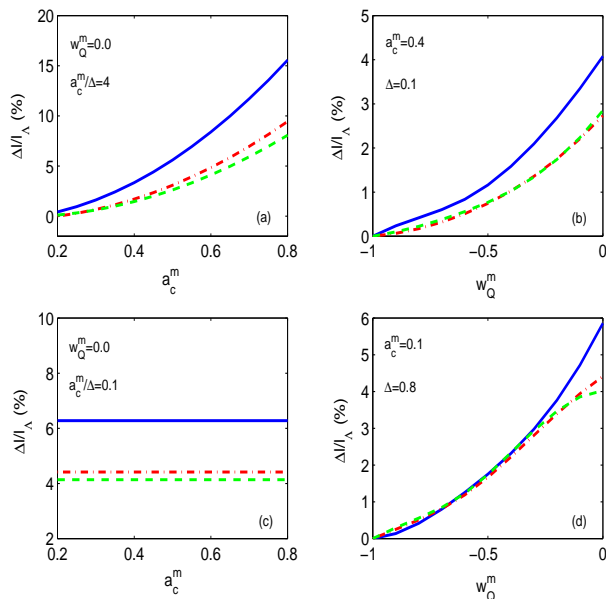


FIG. 5: Relative difference of l_1 (blue solid line), l_2 (green dashed line) and l_3 (red dot-dashed line) to the Λ CDM model, for rapidly varying models (*top panels*), and with slow transition (*bottom panels*). For these models the present value of the equation of state is $w_Q^m = -1$.

4) Conclusions – The next generation of high resolution CMB experiments will measure the anisotropy power

spectrum with an accuracy close to theoretical limits. It is therefore of particular interest to study the sensitivity of CMB observations to the effects produced by a dark energy component in the CMB. A quintessential contribution leaves a distinctive signature in the ISW effect. On the other hand such an imprint occurs at low multipoles, consequently cosmic variance strongly limits the possibility of differentiating dark energy models from a cosmological constant. In particular we find that for values of $-1 \leq w_Q^m < -0.8$, the only distinguishable cases are those with a rapidly varying equation of state. In fact for the slowly varying models, the ISW is the same as in Λ CDM and a deviation from $w_Q^m = -1$ can be inferred only from an accurate determination of the location of the acoustic peaks. However such measurements will be affected by the degeneracy of the angular diameter distance with the value of the Hubble constant and the amount of dark energy density. Therefore CMB observations are insensitive to this class of models and we will be left with a fundamental uncertainty as to whether the cosmic acceleration is due to an evolving field or a cosmological constant, an issue of great theoretical importance for our understanding of the foundations of quantum gravity and string theory.

We thank Rob Lopez for discussions and supplying part of the code upon which this work is based.

PSC is supported by a University of Sussex bursary. The research of BB and CU was supported by PPARC grant PPA/G/S/2000/00115.

-
- [1] C. Wetterich, 1988, Nucl. Phys. B 302, 645
 - [2] B. Ratra, and P. J. E. Peebles, 1988, Phys. Rev. D 37, 3406
 - [3] P. J. Steinhardt, L. Wang and I. Zlatev, 1999, Phys. Rev. D 59, 123504
 - [4] P. S. Corasaniti and E. J. Copeland, 2002, astro-ph/0205544
 - [5] B. Bassett, M. Kunz, J. Silk and C. Ungarelli, 2002, astro-ph/0203383
 - [6] P. S. Corasaniti and E. J. Copeland, 2002, Phys. Rev. D 65, 043004
 - [7] C. Baccigalupi, A. Balbi, S. Matarrese, F. Perrotta and N. Vittorio, 2002, Phys. Rev. D 65, 3520
 - [8] R. Bean and A. Melchiorri, 2002, Phys. Rev. D 65, 041302
 - [9] S. Hannestad and S. Mortsell, astro-ph/020509
 - [10] M. J. Rees and D. W. Sciama, 1968, Nature 217, 511
 - [11] R. G. Crittenden and N. Turok, 1996, Phys. Rev. Lett. 76, 575
 - [12] R. R. Caldwell, R. Dave and P. J. Steinhardt, 1998, Phys. Rev. Lett. 80, 1582
 - [13] C. P. Ma, R. R. Caldwell, P. Bode and L. Wang, 1999, Astrophys. J. 521, L1-L4
 - [14] W. Hu, 1998, Astrophys. J. , 506, 485
 - [15] I. Zlatev, L. Wang and P. J. Steinhardt, 1999, Phys. Rev. Lett. 82, 896

- [16] A. Albrecht, and C. Skordis, 1999, Phys. Rev. Lett. 84, 2076
- [17] T. Barreiro, E. J. Copeland and N. J. Nunes, 2000, Phys. Rev. D61, 127301
- [18] L. Parker and A. Raval, Phys. Rev. D60 123502 (1999)
- [19] C. T. Hill and A. K. Leibovich, hep-ph/0205237
- [20] C. Wetterich, astro-ph/0111166 (2002)
- [21] W. Hu, M. Fukugita, M. Zaldarriaga and M. Tegmark, 2001, Astrophys. J. , 549, 699
- [22] C. Armendariz-Picon, V. Mukhanov and P. J. Steinhardt, 2000, Phys. Rev. Lett. 85, 4438
- [23] J. K. Erickson, R. R. Caldwell, P. J. Steinhardt, C. Armendariz-Picon and V. Mukhanov, 2002, Phys. Rev. Lett. 88, 121301
- [24] Doran, M., Lilley, M. J., 2002, Mon. Not. Roy. Astron. Soc., 330, 965
- [25] W. Hu, 2002, Phys.Rev. D65, 023003;
- [26] A. Cooray, 2002, Phys. Rev. D65, 103510
- [27] S.P. Boughn, R. G. Crittenden, astro-ph/0111281
- [28] I. Wasserman, 2002, astro-ph/0203137
- [29] J. A. Frieman, D. Huterer, E. V. Linder and M. S. Turner, 2002, astro-ph/0208100