

# X-RAY EMISSION FROM THE MOST LUMINOUS $z > 4$ PALOMAR DIGITAL SKY SURVEY QUASARS: THE CHANDRA VIEW

C. VIGNALI, W. N. BRANDT, D. P. SCHNEIDER, G. P. GARMIRE

*Department of Astronomy & Astrophysics, The Pennsylvania State University,  
525 Davey Laboratory, University Park, PA 16802, USA  
E-mail: chris, niel, dps, & garmire@astro.psu.edu*

S. KASPI

*School of Physics and Astronomy, Raymond and Beverly Sackler Faculty of Exact  
Sciences, Tel-Aviv University, Tel-Aviv 69978, Israel  
E-mail: shai@wise.tau.ac.il*

We present the results obtained from exploratory *Chandra* observations of nine high-redshift ( $z=4.09-4.51$ ) quasars, selected from among the optically brightest Palomar Digital Sky Survey quasars known. Their broad-band spectral energy distributions are characterized, on average, by steeper  $\alpha_{\text{ox}}$  values ( $\langle\alpha_{\text{ox}}\rangle=-1.81\pm 0.03$ ) than those of lower-redshift, lower-luminosity samples of quasars. We find a significant correlation between  $AB_{1450(1+z)}$  magnitude and soft X-ray flux, suggesting that the engine powering the UV and X-ray emission is the same. The joint  $\approx 2-30$  keV rest-frame X-ray spectrum is well parameterized by a  $\Gamma \approx 2.0 \pm 0.2$  power-law model with no evidence for intrinsic absorption ( $N_{\text{H}} \lesssim 8.8 \times 10^{21} \text{ cm}^{-2}$ ).

## 1 Introduction. Observational and scientific strategy

Our understanding of quasar X-ray properties at  $z > 4$  has advanced rapidly over the past few years, mostly thanks to the capabilities of *Chandra* and *XMM-Newton*. Prior to 2000 there were only six X-ray detected quasars at  $z > 4$ . The first systematic X-ray study of  $z > 4$  quasars, carried out using archival *ROSAT* data<sup>1</sup>, doubled the number of X-ray detected quasars at  $z > 4$ . Recent ground-based optical surveys have discovered a large number of AGNs at  $z > 4$ . In particular, the Palomar Digital Sky Survey<sup>2</sup> (PSS), the Automatic Plate Measuring facility survey<sup>3</sup> (BRI), and the Sloan Digital Sky Survey<sup>4</sup> (SDSS) have discovered more than 300  $z > 4$  quasars<sup>a</sup> up to  $z = 6.28$ . To define the basic X-ray properties of  $z > 4$  quasars in two different regions of the luminosity-redshift parameter space, we started a program to observe with *Chandra* and *XMM-Newton* both the optically brightest  $z \approx 4-4.6$  PSS/BRI quasars and the higher-redshift, optically fainter SDSS quasars (Fig. 1, left panel). Since the pioneering work with *ROSAT*<sup>1</sup>, the number of AGNs with

<sup>a</sup>See <http://www.astro.caltech.edu/~george/z4.qsos> for a listing of high-redshift quasars.

X-ray detections has increased significantly to  $\approx 50$  (see Fig. 1, right panel)<sup>b</sup> in the redshift range  $z \approx 4$ –6.3.<sup>5,6,7,8,9</sup>

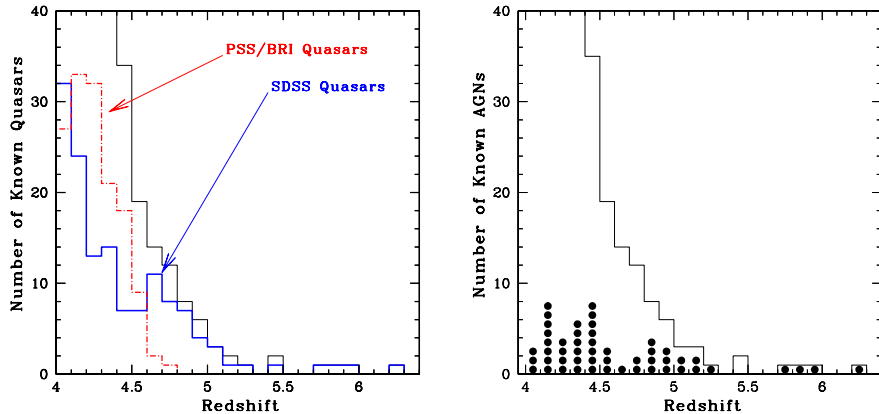


Figure 1: (Left panel) Redshift distributions of known  $z \geq 4$  quasars (thin line), PSS/BRI quasars (dot-dashed line), and SDSS quasars (thick line). (Right panel) Redshift distribution of  $z > 4$  quasars with X-ray detections (filled circles).

Here we report the results obtained from *Chandra* observations of nine PSS quasars selected from among the optically brightest  $z > 4$  quasars known. An extensive analysis is presented in V02. These quasars are likely to comprise a significant fraction of the most luminous optically selected  $z > 4$  quasars over the forthcoming years. They also represent ideal targets for X-ray spectroscopy with *XMM-Newton* and the next-generation of X-ray telescopes.

## 2 Results

*Chandra* and other exploratory X-ray observations have defined the typical fluxes and luminosities of  $z > 4$  quasars. As shown in Fig. 2, quasars at  $z > 4$  are generally faint X-ray sources, with 0.5–2 keV fluxes  $< 4 \times 10^{-14}$  erg cm<sup>-2</sup> s<sup>-1</sup>. The PSS quasars presented here (filled triangles in Fig. 2) are among the X-ray brightest  $z > 4$  quasars; they have  $\approx 10$ –70 counts in the observed 0.5–8 keV band in a typical  $\approx 5$  ks *Chandra* observation. The correlation between soft X-ray flux and  $AB_{1450(1+z)}$  magnitude, evident in Fig. 2, is significant at 99.99% confidence when the PSS/BRI/SDSS  $z > 4$  quasars observed by *Chandra* are taken into account (excluding the broad absorption-line quasars, which are known to suffer from intrinsic absorption<sup>10</sup>).

<sup>b</sup>See <http://www.astro.psu.edu/users/niel/papers/highz-xray-detected.dat> for a regularly updated compilation of X-ray detections at  $z > 4$ .

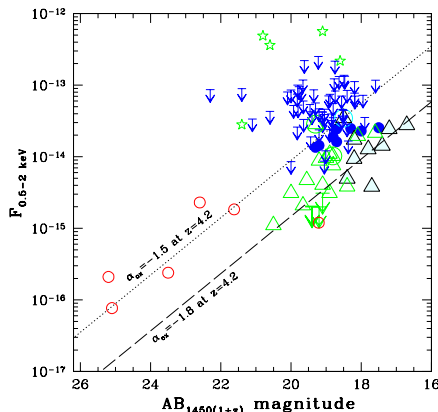


Figure 2: Observed-frame, Galactic absorption-corrected 0.5–2 keV flux (in units of  $\text{erg cm}^{-2} \text{s}^{-1}$ ) versus  $AB_{1450(1+z)}$  magnitude for  $z \geq 4$  AGNs. The PSS quasars presented here are plotted as filled triangles, while the open triangles and large downward-pointing arrows indicate previous *Chandra* observations of  $z > 4$  quasars.<sup>6,7</sup> Circled triangles are radio-loud quasars. The quasars with *ROSAT* detections or upper limits are plotted as filled circles and small downward-pointing arrows, respectively;<sup>1,9</sup> blazars are shown as open stars. Open circles show X-ray detected AGNs from other work.<sup>5,11,12,13,14</sup> The slanted lines show  $z = 4.2$  loci for  $\alpha_{\text{ox}} = -1.5$  (dotted) and  $\alpha_{\text{ox}} = -1.8$  (dashed).

The average  $\alpha_{\text{ox}}$  for the nine optically luminous PSS quasars is  $\langle \alpha_{\text{ox}} \rangle = -1.81 \pm 0.03$ , considerably steeper than that obtained for samples of local quasars [e.g., the Bright Quasar Survey<sup>15</sup> radio-quiet quasars (RQQs) at  $z < 0.5$  have  $\langle \alpha_{\text{ox}} \rangle = -1.56 \pm 0.02$ <sup>16</sup>]. A likely explanation for the range of  $\alpha_{\text{ox}}$  values found among the RQQ population is that  $\alpha_{\text{ox}}$  depends upon 2500 Å rest-frame luminosity.<sup>17</sup> The possibility that  $\alpha_{\text{ox}}$  steepens at high redshifts because of the presence of X-ray absorption is ruled out by our spectral analysis of the nine PSS quasars. Their joint X-ray spectrum is well fitted by a  $\Gamma = 1.98 \pm 0.16$  power-law model (similarly to the majority of lower-redshift quasars<sup>18</sup>) without any evidence for intrinsic absorption ( $N_{\text{H}} \lesssim 8.8 \times 10^{21} \text{ cm}^{-2}$  at 90% confidence; see Fig. 3).

### Acknowledgments

The authors acknowledge the financial support of NASA grants NAS 8-01128 (GPG) and LTSA NAG5-8107 (CV, WNB), *Chandra* X-ray Center grant DD1-2012X (CV, WNB, DPS), and NSF grant AST99-00703 (DPS). CV also acknowledges partial support from the Italian Space Agency and MURST.

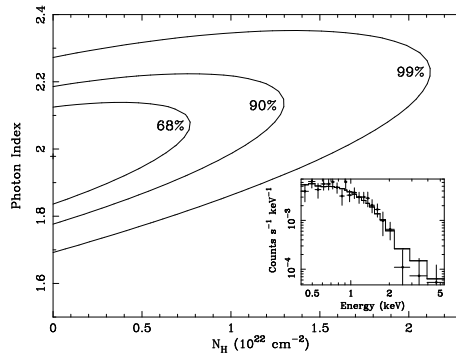


Figure 3: Confidence regions for the photon index and intrinsic column density derived from joint fitting of the nine PSS quasars. The combined quasar spectrum fitted with the best-fit power-law model and Galactic absorption is shown in the insert.

## References

1. S. Kaspi, W.N. Brandt and D.P. Schneider, *Astron. J.* **119**, 2031 (2000).
2. S.G. Djorgovski *et al.*, in *Wide Field Surveys in Cosmology*, ed. S. Colombi and Y. Mellier (Editions Frontieres, Paris), 89 (1998).
3. M. Irwin, R.G. McMahon and C. Hazard, in ASP Conf. Ser. 21, *The space distribution of quasars*, ed. D. Crampton (ASP, San Francisco), 117 (1991).
4. D.G. York *et al.*, *Astron. J.* **120**, 1579 (2000).
5. W.N. Brandt *et al.*, *Astron. J.* **121**, 591 (2001).
6. C. Vignali *et al.*, *Astron. J.* **122**, 2143 (2001).
7. W.N. Brandt *et al.*, *Astrophys. J.* **569**, L5 (2002).
8. J. Bechtold *et al.*, *Astrophys. J.*, in press (2002) [astro-ph/0204462]
9. C. Vignali, W.N. Brandt, D.P. Schneider, G.P. Garmire and S. Kaspi, *Astron. J.*, submitted (2002; V02).
10. S.C. Gallagher, W.N. Brandt, G. Chartas and G.P. Garmire, *Astrophys. J.* **567**, 37 (2002).
11. D.P. Schneider *et al.*, *Astron. J.* **115**, 1230 (1998).
12. W.N. Brandt *et al.*, *Astron. J.* **122**, 1 (2001).
13. J.D. Silverman *et al.*, *Astrophys. J.* **569**, L1 (2002).
14. A.J. Barger *et al.*, *Astron. J.* **124**, 1839 (2002).
15. M. Schmidt and R.F. Green, *Astrophys. J.* **269**, 352 (1983).
16. W.N. Brandt, A. Laor and B.J. Wills, *Astrophys. J.* **528**, 637 (2000).
17. C. Vignali, W.N. Brandt and D.P. Schneider, *Astron. J.*, subm. (2002).
18. J.N. Reeves and M.J. Turner, *Mon. Not. R. Astr. Soc.* **316**, 234 (2000).