

# Time-Resolved Photometry of GK Per during the 1996 Outburst

Daisaku NOGAMI

*Hida Observatory, Kyoto University, Kamitakara, Gifu 506-1314*  
*nogami@kwasan.kyoto-u.ac.jp*

Taichi KATO

*Department of Astronomy, Faculty of Science, Kyoto University, Sakyo-ku, Kyoto 606-8502*  
*tkato@kustro.kyoto-u.ac.jp*

Hajime BABA

*Center for Planning and Information Systems, Institute of Space and Astronautical Science,*  
*Sagamihara, Kanagawa 229-8510*  
*baba@plain.isas.ac.jp*

(Received 2002 0; accepted 2002 0)

## Abstract

GK Per is a unique cataclysmic variable star which has showed a nova explosion as well as dwarf nova-type outbursts, and has the intermediate-polar nature. We carried out  $V$ -band time-resolved photometry and  $B$ -band monitoring during the 1996 outburst. This outburst lasted about 60 d and is divided into three parts: the slow rise branch for 35 d, the gradual decay branch with a decay rate of  $20.0 \text{ d mag}^{-1}$  for  $\sim 16$  d, and the rapid decline branch with a rate of  $5.6 \text{ d mag}^{-1}$  for  $\sim 10$  d. The  $B - V$  color became bluest ( $B - V \sim 0.18$ ) about 10 d before the outburst maximum, which supports an idea that the outburst in GK Per is of the inside-out type. The spin pulse, 440-s quasi periodic oscillations (QPOs), and  $\sim 5,000$ -s QPOs were detected in our light curve, as previously seen in X-ray and optical observations. In addition, we report the discovery of  $\sim 300$ -s periodicity, which is shorter than the spin period.

**Key words:** accretion, accretion disks — stars: novae, cataclysmic variables — stars: intermediate polar — stars: individual (GK Persei)

## 1. Introduction

Cataclysmic variable stars (CVs) are a group of binary stars consisting of a white dwarf (primary star) and a late-type secondary star (for a thorough review, Warner 1995). Surface gas of the secondary pouring out from its Roche lobe is transferred via the inner Lagrange point to the primary. While the gas is accreted by the white dwarf through an accretion disk in usual CVs, the inner region of the disk is truncated or the accretion disk is completely obstructed to be formed in CVs containing a white dwarf with strong magnetic fields. In this case, the gas is forced to move along the magnetic fields and is accreted into the magnetic poles on the white dwarf. These magnetic CVs are classified into two subgroups of polars having a white dwarf with a spin period equal to the orbital period and intermediate polars (IPs) containing a white dwarf asynchronously rotating (for a basic review, e.g. chapter 8 and 9 in Hellier 2001).

CVs show two kinds of large-amplitude sudden brightenings, namely, nova eruptions and dwarf nova-type outbursts. The former are driven by thermonuclear runaway reaction of the material accreted on the white dwarf surface (Starrfield 1999, and references therein). The amplitude is 8–15 mag. The recurrence cycle is believed to be typically  $10^4$  yr or more, but this cycle highly depends on the primary mass, the mass transfer rate, the chemical abundance, and so on. For example, the shortest re-

currence period of nova eruption in U Sco is 8 yr, with recorded outbursts in 1863, 1906, 1936, 1979, 1987 and 1999. On the contrary, the thermal instability in the accretion disk is generally accepted as the driving mechanism for the dwarf nova-type outburst (for a review of the disk instability model, e.g. Osaki 1996). The amplitude is 2–8 mag, and the recurrence cycle is several days—a few years.

GK Per is the only star which has the IP nature and has shown a nova eruption and dwarf nova-type outbursts. On 1996 February 26, a new outburst was caught in this enigmatic CV by J. McKenna (vsnet-obs 2211). Following his notice, we started  $V$ -band time-resolved photometry and accompanying  $B$ -band monitoring. The results are reported in this paper. We briefly summarize the history of the GK Per study in the literature in section 2. Section 3 and 4 are devoted to describe the observation and the result. Discussion is made in section 4, and we summarize the paper in section 5.

## 2. History of the GK Per study

GK Per is a quite unique star and has cast challenges to researchers in various fields. As this star has a long research history, we here summarize a few decades.

GK Per was originally discovered as a nova in 1901 (see Hale 1901; Pickering 1901). In the decline phase of the nova eruption, this nova showed peculiar oscilla-

**Table 1.** Log of the observations.

		Date (UT)		Orbital phase*		N	Exposure time (s)	Band	Magnitude <sup>†</sup>	$B - V$	
1996	February	26.406	–	26.485	0.8739–0.9131	68	30	V	12.37		
		27.495	–	27.549	0.4188–0.4462	223	15	V	12.35		
		.487	–	.493		10	30	B	12.80	0.45	
		March	28.402	–	28.578	0.8732–0.9611	632	15	V	12.11	
	2.417		–	2.457	0.3831–0.4032	57	15	V	11.72		
	.429		–	.434		10	30	B	12.18	0.46	
	3.405		–	3.567	0.8775–0.9590	895	10	V	11.79		
	.399		–	.404		10	30	B	12.11	0.32	
	4.433		–	4.437	0.3925–0.3944	9	15	V	11.53		
	.425		–	.430		2	60	B	11.87	0.34	
	5.402		–	5.538	0.8779–0.9457	689	10	V	11.69		
	.396		–	.402		11	20	B	12.06	0.37	
	6.393		–	6.553	0.3741–0.4543	880	10	V	11.69		
	.397		–	.402		10	30	B	12.08	0.39	
	10.403		–	10.491	0.3821–0.4262	306	10	V	11.15		
	.399		–	.402		5	30	B	11.36	0.21	
	11.398		–	11.399	0.8803–0.8808	5	10	V	11.36		
	.399		–	.401		3	30	B	11.70	0.34	
	12.395		–	12.515	0.3795–0.4397	231	15	V	11.14		
	.397		–	.400		4	30	B	11.47	0.33	
	13.467		–	13.540	0.9164–0.9530	400	10	V	11.10		
	.468		–	.470		3	30	B	11.28	0.18	
	18.399		–	18.446	0.3859–0.4095	282	10	V	10.89		
	.403	–	.404		3	20	B	11.09	0.20		
	19.429	–	19.460	0.9018–0.9175	54	15	V	10.81			
	20.410	–	20.477	0.3932–0.4270	416	10	V	10.71			
	.405	–	.410		10	20	B	10.89	0.18		
	23.418	–	23.434	0.8994–0.9077	75	10	V	10.46			
26.409	–	26.431	0.3971–0.4082	143	10	V	10.26				
.406	–	.408		5	20	B	10.60	0.34			
	April	3.412	–	3.437	0.4046–0.4175	109	10	V	10.64		
.413		–	.418		10	20	B	10.92	0.28		
5.422		–	5.477	0.4114–0.4389	349	10	V	10.71			
		.418	–	.421		5	30	B	11.11	0.40	

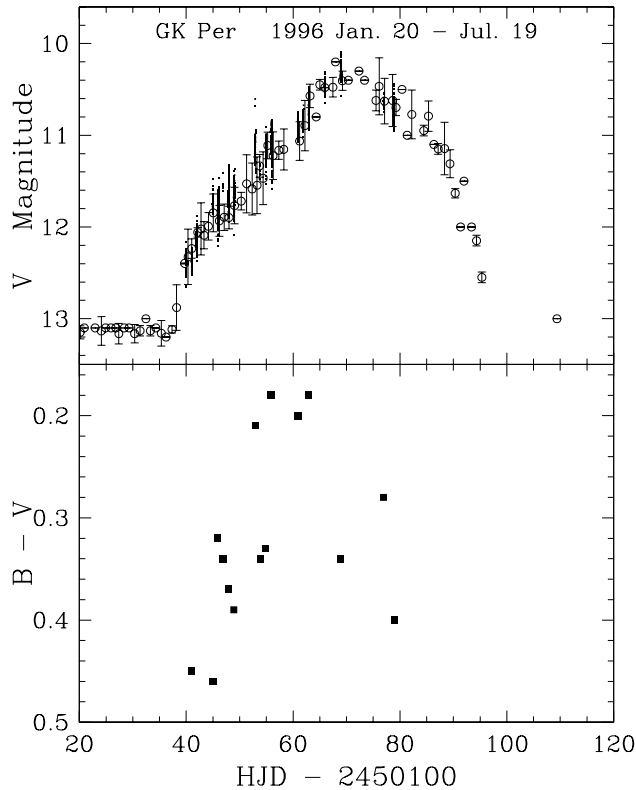
\* Calculated using the ephemeris given by Morales-Rueda et al. (2002):  $T_0(HJD) = 2450022.3465 + 1.9968 \times E$ .

† The comparison star is HD 21588 ( $V = 9.069$ ,  $B - V = 0.210$ ).

tions of  $\sim 1$  mag with a typical cycle of several days. The nature of these oscillations is still unknown (Bianchini et al. 1992). The distance was derived to be 460 pc by study of the gaseous shell ejected by the nova outburst (Warner 1976), although Duerbeck (1981) quoted 525 pc. Kraft (1964) first found that GK Per is a double-line spectroscopic binary with the secondary star of K2 IV $p$ , showing spectra having a blue continuum with the absorption lines of the secondary star and emission lines of H, He I, He II, [O II], and so on. They deduced the orbital eccentricity and the orbital period to be 0.4 and 1.904 d, respectively. These high eccentricity and the orbital period were supported by Bianchini et al. (1981) and Bianchini et al. (1981). Crampton et al. (1986), however, showed that a circular orbit fitted the radial velocity variation and measured the orbital period of 1.996803

( $\pm 0.000007$ ) d, the primary mass ( $M_1$ ) of  $0.9 M_\odot$ , the secondary mass ( $M_2$ ) of  $0.25 M_\odot$ , and the inclination  $\leq 73^\circ$ . This long orbital period has been confirmed by Reinsch (1994) and Morales-Rueda et al. (2002) who gave a new ephemeris used in this paper. The spectral type of the secondary has been determined to be K0 V-III (Garlick et al. 1994), K2V-K3V (Reinsch 1994), or K1 IV (Morales-Rueda et al. 2002). Morales-Rueda et al. (2002) constrained the lower limits on the mass:  $M_1 \geq 0.87 \pm 0.24 M_\odot$  and  $M_2 \geq 0.48 \pm 0.32 M_\odot$ .  $M_1$  was also estimated to be  $0.36\text{--}0.86 M_\odot$ , using an X-ray observation by the ASCA satellite (Ezuka, Ishida 1999), although Cropper et al. (1998) tried to estimate  $M_1$  using Ginga data obtained in 1987, but failed.

Very Large Array (VLA) observations of GK Per carried out by Reynolds, Chevalier (1984) revealed non-



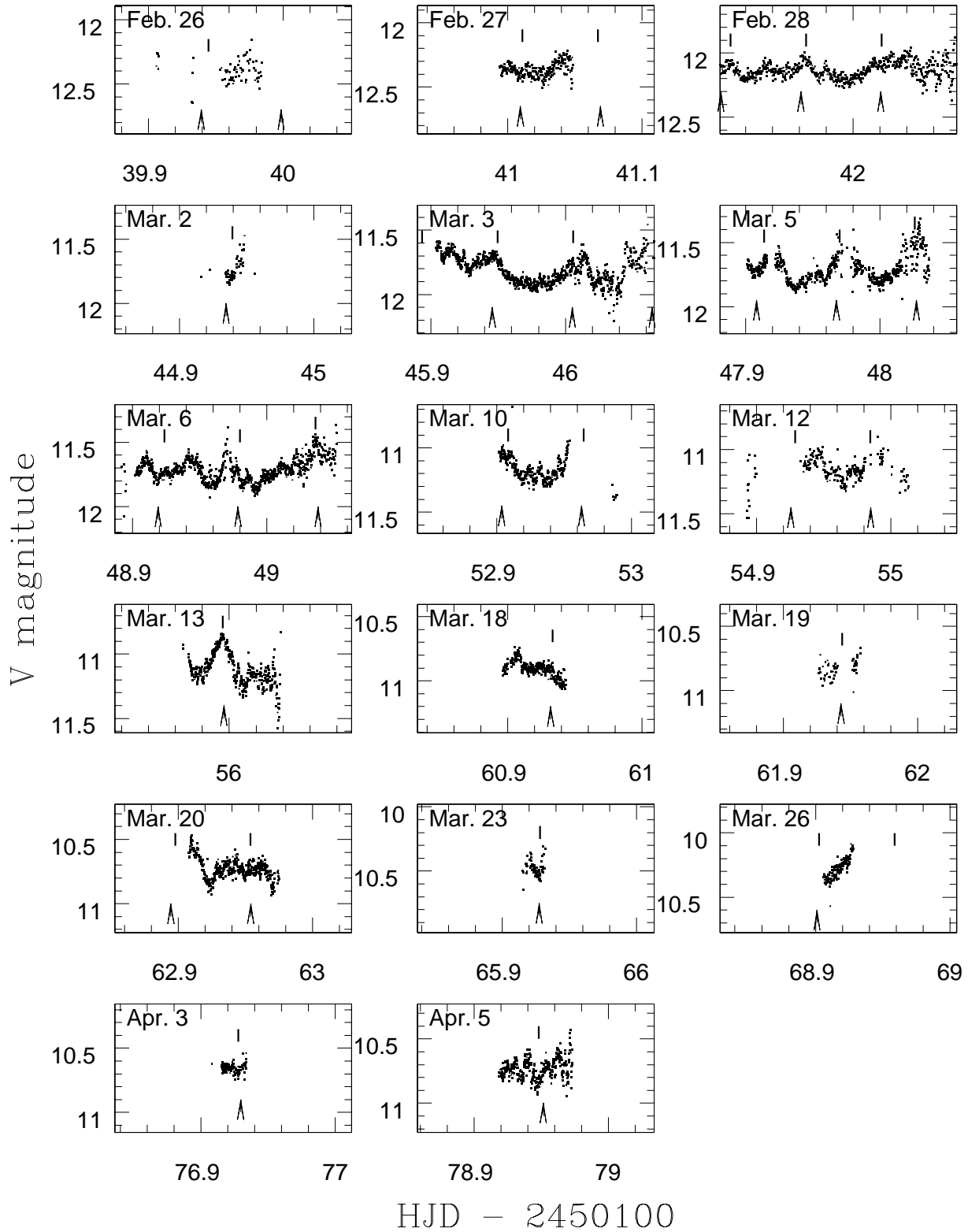
**Fig. 1.** (upper panel) The long term light curve of the 1996 outburst of GK Per. The open circles and the vertical bars represent the daily averaged visual magnitudes reported to VSNET and the standard deviation. The large values of the standard deviation mean large-amplitude modulations of GK Per (see text). The small dots are our observations. (lower panel) The  $B - V$  color. GK Per became bluer during the outburst, and got to the peak about 10 days before the outburst maximum.

thermal radio emission with a partial shell morphology, which coincided with the brightest portion of the optical shell. Extended emission around GK Per detected in the far infrared IRAS imaging was interpreted to be an ancient planetary nebula ejected from the central binary system (Bode et al. 1987). This was supported by radio, far-IR, and optical observations carried out by Seaquist et al. (1989), and the 230 GHz observation in the  $J = 2 \rightarrow 1$  line of  $^{12}\text{CO}$  also supports the suggestion that GK Per is surrounded by a *fossil* planetary nebula (Scott et al. 1994). Hessman (1989), however, cast doubt on this interpretation by a large-scale survey of the  $^{12}\text{CO}$  dust emission around GK Per. The IUE ultraviolet observation made by Evans et al. (1992) gave some evidence of abundance gradients in the nebula. Based on CCD imaging, Anupama, Prabhu (1993) suggested that the nova shell is clumpy and asymmetric, and the expansion rate is  $0.31(\pm 0.07)$  arcsec yr $^{-1}$ . Dougherty et al. (1996) detected, from IRAS 60  $\mu\text{m}$  and 100  $\mu\text{m}$  observations, a far IR emission region extended up to 17 arcmin, which is suggestive of a bipolar outflow.

King et al. (1979) identified GK Per with the X-ray source A0327+43. This star is a very hard X-ray emitter among classical novae (Becker, Marshall 1981). Cordova et al. (1981) noted that there was some evidence for variability on a 50-s time scale in the Einstein X-ray light curve. X-ray variabilities on timescales of 100 s and hours were also suggested by Córdoba, Mason (1984). Watson et al. (1985) finally detected strong, coherent, hard X-ray ( $>2$  keV) modulations of a period of 351 s, using EXOSAT during an optical outburst in 1983, which established the IP classification of GK Per, interpreting the 351-s period as the spin period ( $P_{\text{spin}}$ ) of the white dwarf. They also found that the hard X-ray emission varies aperiodically on a timescale of approximately 3000 s. The 351-s pulse was observed in quiescence with EXOSAT (Norton et al. 1988) and Ginga (Ishida et al. 1992). The pulse profile in quiescence, however, is in a double-peaked shape, different from that in outburst. Ultra-high-energy radiation ( $\geq 10$  TeV) was not measured from GK Per (Alexandreas et al. 1991). Hellier, Livio (1994) re-analyzed the EXOSAT data previously published by Watson et al. (1985) and found quasi periodic oscillations (QPOs) of a timescale of  $\sim 5000$  s. They proposed the disk-overflow accretion model for these long-period QPOs. The 351-s periodic modulations and aperiodic intensity variations with a typical timescale of several thousands of seconds were detected again during the 1996 outburst by ASCA (Ishida et al. 1996).

Regarding optical observations of short term variability, Robinson, Nather (1977) reported an initial result that, among ten old novae including GK Per, coherent oscillations were not detected except in DQ her. QPOs with a timescale of  $\sim 380$  s were subsequently found in quiescence (Patterson 1981)<sup>1</sup>. U band time-resolved photometry by Mazeh et al. (1985) gave evidence of  $\sim 400$ -s periodicity in two nights during the 1983 outburst,  $\sim 360$ -s one during the decline phase near quiescence, and 0.8-h one which might be an optical counterpart of the  $\sim 3000$ -s pulses in X-ray (Watson et al. 1985). They suggested relationship of a beat phenomenon among  $P_{\text{spin}}$ ,  $\sim 400$  s, and 0.8 h. Patterson (1991) reported the discovery of the spin periodicity in U band and QPOs of  $\sim 355$  s in quiescence. During the 1986 outburst, U-band photometry performed by Pezzuto et al. (1996) detected periodicity of 40 s,  $\sim 370$  s, 20–80 min. In the case of spectroscopic observations, Reinsch (1994) gave first firm evidence for the variation of the V/R ratio of Balmer and He I, II lines with periods of  $P_{\text{spin}}$ , 430–500 s, and 2,000–7,000 s, and the equivalent width (EW) of these lines modulates with a period of 2,000–7,000 s (see also Hutchings, Cote 1986). Garlick et al. (1994) also found  $P_{\text{spin}}$  modulations of the V/R ratio and EW of Balmer lines. Morales-Rueda et al. (1996) drew power maps of frequency versus line velocity of H $\beta$  and He II 4686 from spectra acquired during the 1996 outburst, and detected  $\sim 5,000$ -s QPOs. Re-analysis of the same data by Morales-Rueda et al. (1999) showed that H $\beta$  and He II have a blue-shift bias for the 4,000–6,000-s

<sup>1</sup> Patterson (1981) listed the QPO in a table with reference to Patterson, J., 1981, ApJ, in press. This paper, however, have not yet been published to the authors best knowledge.

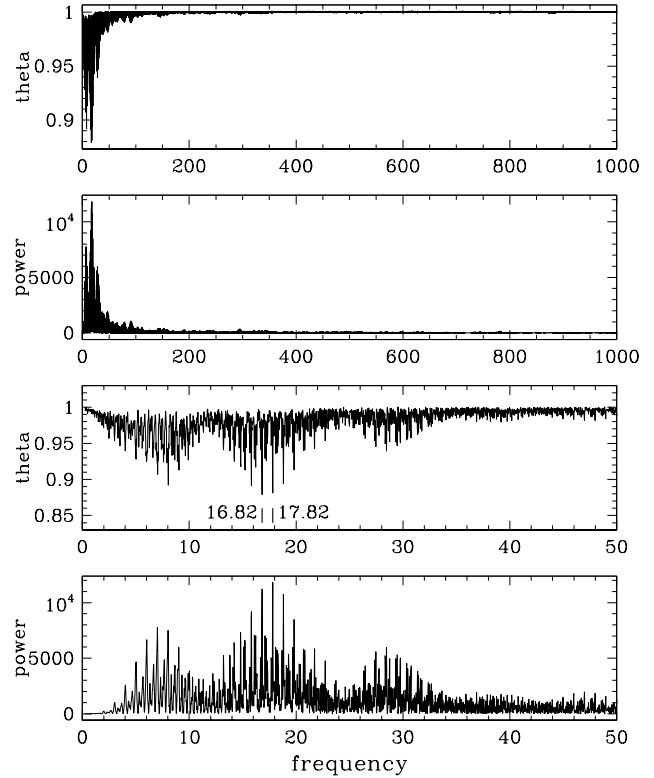


**Fig. 2.** Daily light curves. Various-amplitude modulations, such as QPOs and flickerings, with various timescales were caught. The tick marks and the upper arrows point at the calculated maxima of the 0.05612-d and the 0.05947-d oscillations (see text).

QPOs in the power spectra of line flux in discrete velocity bins, which supports the disk-curtain beat mechanism rather than the disk-overflow accretion model proposed referred to above.

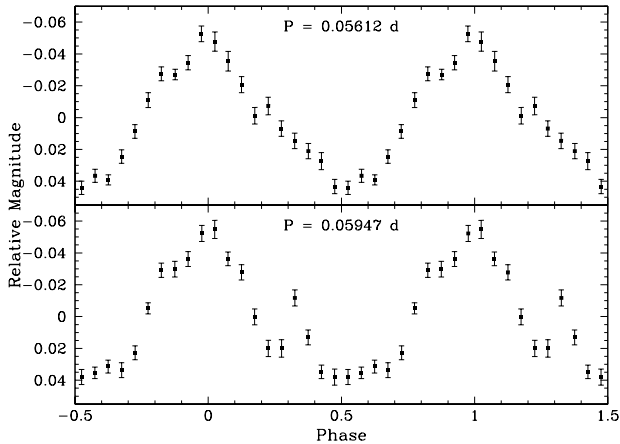
*Dwarf nova*-type outbursts have been seen in GK Per every few years since about 60 years after the nova explosion. The quiescence magnitude is around  $m_V=13.2$ , but has been modulating with a cycle of a couple of decades. This may be due to the solar-type activity in the secondary star (Ak et al. 2001; Bianchini 1990; Warner 1988). These outbursts are characterized by peculiar features, a long recurrence cycle of a few years, a long duration of a few to several tens of days, a small amplitude up to 3 mag, a double-peaked structure in ultraviolet, the rise time equal to, or even longer than the decline time, and so on (Sabbadin, Bianchini 1983; Szkody et al. 1985; Bianchini et al. 1986; Simon 2002; and references therein). Szkody et al. (1985) obtained optical spectra during an outburst (see also Bianchini, Sabbadin 1981; Bianchini et al. 1982). He II 4686 became stronger than in quiescence, and the C III/N III Bowen blend appeared. The full widths at zero intensity (FWZI) of the emission lines were relatively small,  $\sim 40$  Å, almost equal to that in quiescence, which implied that the accretion disk did not extend down to the white dwarf surface either in quiescence or in outburst. IUE ultraviolet spectra were acquired during the rise, at the maximum, and during the decline of the 1981 outburst (Wu et al. 1989). These spectra were much redder than observed in usual dwarf novae in outburst and in nova-likes, but Wu et al. (1989) noted that this is qualitatively explained by a model of the accretion disk where the inner region is truncated by the magnetic field. Also in quiescence, black body fitting to an IUE spectra indicated that the temperature was not more than 12,000 K, much lower than that of objects in this class (Rosino et al. 1982). Bianchini, Sabadin (1983) mentioned that the spectral energy distribution from X-ray to infrared of GK Per in quiescence is better explained by a model of a disk where magnetic fields control the temperature distribution, than another model of a standard disk with the inner region truncated. X-ray started brightening  $\sim 30$  d earlier than optical light in the 1978 outburst (Bianchini, Sabbadin 1985). Based on this fact and that the UV outburst light curve had two peaks, one of which occurred in the onset phase of the optical 1981 outburst, Bianchini et al. (1986) proposed that the outbursts in GK Per start at the inner edge of the accretion disk.

A model to reproduce the peculiar outburst light curve was first proposed by Cannizzo, Kenyon (1986). They suggested, to explain the long outburst recurrence cycle and the long outburst duration, that a low viscosity parameter  $\alpha$ , about 1/10 of the typical value for dwarf novae with shorter  $P_{\text{orb}}$ , and a very low mass transfer rate  $\dot{M}$  of  $10^{-9} M_{\odot}\text{yr}^{-1}$  were required. This condition makes an eruption due to the thermal instability occur at the inner edge of the accretion disk and the heating wave propagate to the outer disk. Such an outburst is called *inside-out* outburst. Although Angelini, Verbunt (1989) took into account the inner truncation of the accretion disk due



**Fig. 3.** Theta diagrams and power spectra obtained using the combined data of February 27 and 28, March 3, 5, 6, 10, 12, 13, 18, and 20, and April 5. (upper 2 panels) Periodograms covering 0.25–1000 cycle  $\text{d}^{-1}$ . There is no prominent peak in the range of  $>50$  cycle  $\text{d}^{-1}$ . (lower 2 panels) Same as the upper panels, but those enlarged below 50 cycle  $\text{d}^{-1}$ . Two peaks of 0.05947(1) d (16.62 cycle  $\text{d}^{-1}$ ) and 0.05947(3) d (17.62 cycle  $\text{d}^{-1}$ ) have almost same significance.

to the magnetic fields on the white dwarf, a low  $\alpha$  was still required to produce the long duration of outburst. Kim et al. (1992) (see also Kim et al. 1992) proposed another model of the *inside-out* outburst requiring a larger inner radius ( $\sim 2.5\text{--}4.5 \times 10^{10}$  cm) of the disk and a large mass transfer rate ( $\sim 10^{18}$  g  $\text{s}^{-1}$ ), adopting a normal  $\alpha$  value. Introducing the stagnation phenomenon enabled them to reproduce the double-peaked shape in UV observed by Bianchini et al. (1986). Yi et al. (1992), Yi, Vishniac (1994), and Yi, Kenyon (1997) developed this model to explain the spectral feature in the hard X-ray and ultraviolet range during optical outburst and during quiescence. Simon (2002) revealed strong relationship among the recurrence cycle, the outburst duration, and the outburst maximum magnitude, and that they had become longer, longer, and brighter, respectively, in the last five decades. These changes and that the final decay branch is very similar for all the outbursts may be a result of three factors: decrease of irradiation of the disk by the primary star (cf. Schreiber, Gänsicke 2001), decrease of viscosity, and consequently that the thermal instability starts at a different distance from the disk center for the



**Fig. 4.** Light curves folded with the periods of 0.05612 d and 0.05947 d, using the data obtained on February 27 and 28, March 3, 5, 6, 10, 12, 13, 18, and 20, and April 5.

respective outbursts.

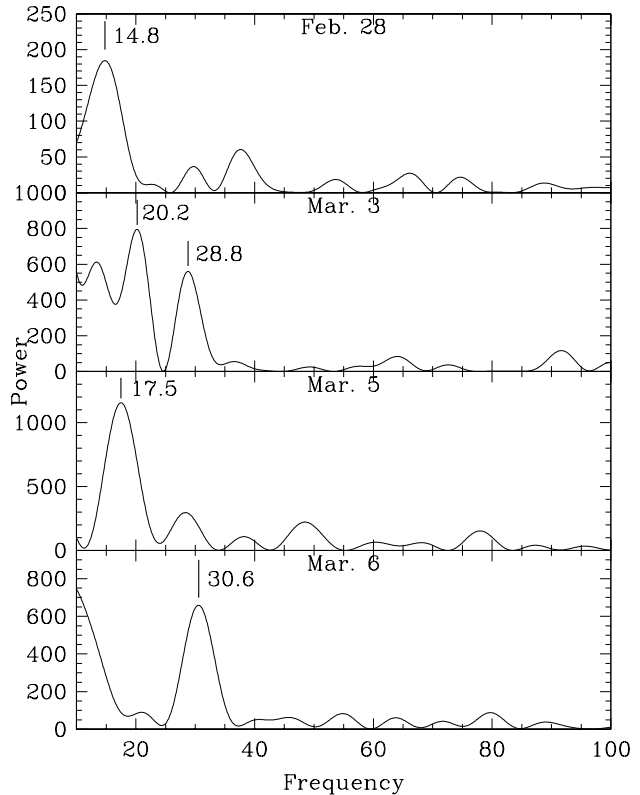
### 3. Observations

We performed the observations at the Ouda Station, Kyoto University. A 60-cm reflector (focal length=4.8 m) and a CCD camera (Thomson TH 7882,  $576 \times 384$  pixels) attached to the Cassegrain focus were used (for more information of the instruments, see Ohtani et al. 1992). The on-chip  $2 \times 2$ , or occasionally  $3 \times 3$ , binning mode was selected to reduce the read-out and saving dead time. We adopted Johnson *V*- and *B*-band interference filters. Table 1 gives the journal of the observation. The nominal error for each point is typically 0.01 mag. After standard de-biasing and flat fielding, the frames were processed by a microcomputer-based aperture photometry package developed by one of the authors (TK).

The magnitudes of the object were measured relative to a local standard star, HD 21588 ( $V=9.069$ ,  $B-V=0.210$ , spectral type A2, in Hipparcos Input Catalogue, Version 2 (Turon et al. 1993)). Heliocentric corrections to observation times were applied before the following analysis.

### 4. Results

The long-term light curve drawn with visual observations reported to VSNET<sup>2</sup> and our observations around this outburst is exhibited in figure 1. The outburst is almost symmetric, but the rise time is somewhat longer than the decline time. The shape is divided into the following three parts: 1) the slow rise with several times changes of the rising rate to the maximum for about 35 d, 2) the subsequent gradual decline with a rate of  $20.0 \text{ d mag}^{-1}$  for about 16 d till HJD 2450188, and 3) the following rapid decline with a rate of  $5.6 \text{ d mag}^{-1}$  for about 10 d. The outburst duration was about 60 d and the magnitude at the maximum is  $V = 10.3$ . Although the 1996



**Fig. 5.** Power spectra taken for the data on February 28, March 3, 5, and 6, to search for kilo-second QPOs. The QPO periods are measured to be  $\sim 5400 \text{ s}$  ( $14.8 \text{ d}^{-1}$ ),  $\sim 4300/\sim 3000 \text{ s}$  ( $20.2/28.8 \text{ d}^{-1}$ ),  $\sim 4900 \text{ s}$  ( $17.5 \text{ d}^{-1}$ ), and  $2800 \text{ s}$  ( $30.6 \text{ d}^{-1}$ ) on February 28, March 3, 5, and 6, respectively.

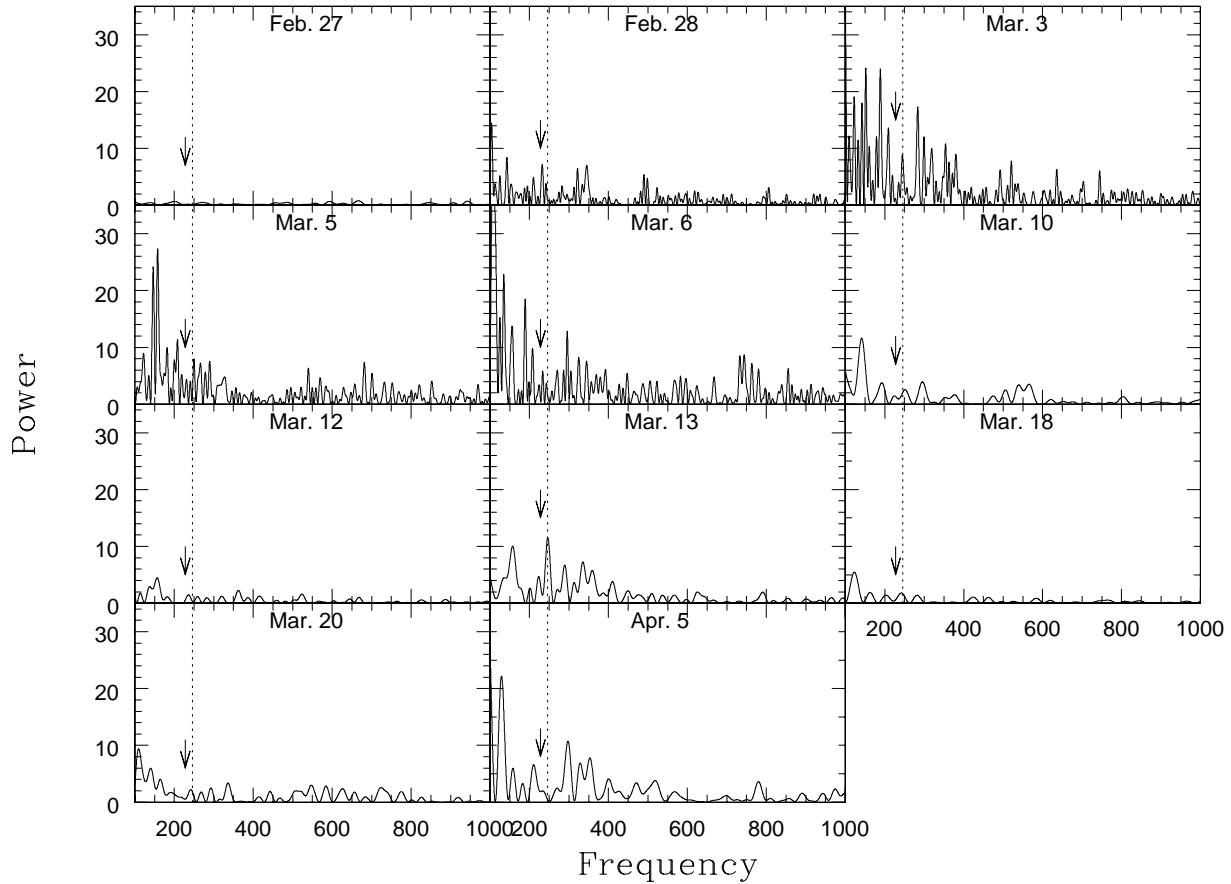
outburst was not covered around the end because of the seasonal reason, a short fading tail probably followed the rapid decline phase (Simon 2002).

GK Per became dramatically bluer for the first 5 days of the outburst, compared to its quiescence  $B-V$  color of 0.9–1.0 (Bianchini et al. 1986; Wu et al. 1989; Patterson 1991). The color reached its peak ( $B-V \sim 0.18$ ) about 10 d before the outburst maximum, then started to redden.

Daily light curves are shown in figure 2. We can see modulations with amplitudes up to 0.5 mag. Selecting data of February 27 and 28, March 3, 5, 6, 10, 12, 13, 18, and 20, and April 5 for their relatively long coverages ( $>1 \text{ hr}$ ), we performed a period analyses of the Phase Dispersion Minimization method (Stellingwerf 1978) and the Fourier transfer, after subtraction of the daily linear trends, to detect oscillations existing for a long timescale. Figure 3 exhibits the resultant theta diagrams and power spectra. Two peaks indicating 0.05612(1) d ( $= 4849 \text{ s}$ ) and 0.05947(3) d ( $= 5138 \text{ s}$ ), which are one-day aliases of each other, have almost same significance.

The light curves folded with 0.05612 d and 0.05947 d, using the data same as those for the period analyses, are drawn in the lower and upper panels of figure 4, respectively. The full amplitudes are 0.10 mag, which is much

<sup>2</sup> see <http://www.kusastro.kyoto-u.ac.jp/vsnet/>



**Fig. 6.** Power spectra of daily pre-whitened data to seek short period modulations. The dotted lines indicate the spin frequency of  $246 \text{ cycle d}^{-1}$  (351 s). The lower arrows point at the frequency of  $229 \text{ cycle d}^{-1}$  (378 s), beat of which with the spin frequency gives rise to the mean QPO frequency of 5000 s. The spin feature is detected on March 13, and possibly on March 3. On March 3, and 6, QPOs with a typical period longer than the spin period were caught, while those with a typical period shorter than the spin period were detected on March 3, and 6, and April 5.

smaller than that of apparent modulations in figure 2. The ephemerides are

$$T_0(HJD) = 2450100.04336 + 0.05612 \times E, \quad (1)$$

and

$$T_0(HJD) = 2450100.03474 + 0.05947 \times E. \quad (2)$$

The peaks calculated by equation (1) and (2) are indicated by the tick marks and the upper arrows in figure 2. These marks do not necessarily correspond to observed maxima, which, in conjunction with the small amplitudes, means that the period of the modulations varies and the 0.05612-d or 0.05947-d period is just a mean period. Conclusively, QPOs with a typical period of  $\sim 5000$  s were proved to exist during the current outburst.

For closer watch of the evolution of the kilo-second QPOs, we took power spectra of each one-night data set covering over 3 hours. Figure 5 shows that those QPOs have a period of 5400 s, 4300/3000 s, 4900 s, and 2800 s, with a error of a few hundred seconds, on February 28, March 3, 5, 6, respectively.

We again took power spectra of the each one-night data set of over-1-hour coverage, after pre-whitening to reveal short period modulations more clearly. The method of pre-whitening we adopted is to subtract, from each point, the magnitude calculated by averaging data within 7 minutes before and after the point. The resultant power spectra are shown in figure 6. In the March 13th data, and less clearly in the March 3rd data we found, for the first time in optical photometry obtained during outburst, clear signs of oscillations with the spin period ( $350.5 \pm 2.0$  s). We measured QPOs with a typical period of  $413.0 \pm 1.6$  s ( $209 \text{ cycle d}^{-1}$ ), and  $456.9 \pm 1.6$  s ( $189 \text{ cycle d}^{-1}$ ) on March 3, and 6, respectively, and marginally caught them with a period of  $371.9 \pm 1.6$  s ( $232 \text{ cycle d}^{-1}$ ) on February 28. These periods are longer than  $P_{\text{spin}}$ . At the same time, QPOs with a typical period of  $304.7 \pm 0.9$  s ( $284 \text{ cycle d}^{-1}$ ),  $292.2 \pm 0.7$  s ( $296 \text{ cycle d}^{-1}$ ), and  $290.3 \pm 2.6$  s ( $297 \text{ cycle d}^{-1}$ ) on March 3, and 6, and April 5, were revealed. Our observations first showed clear evidence of existence of oscillations having a period shorter than the spin period. The profiles of these short QPOs were depicted in figure

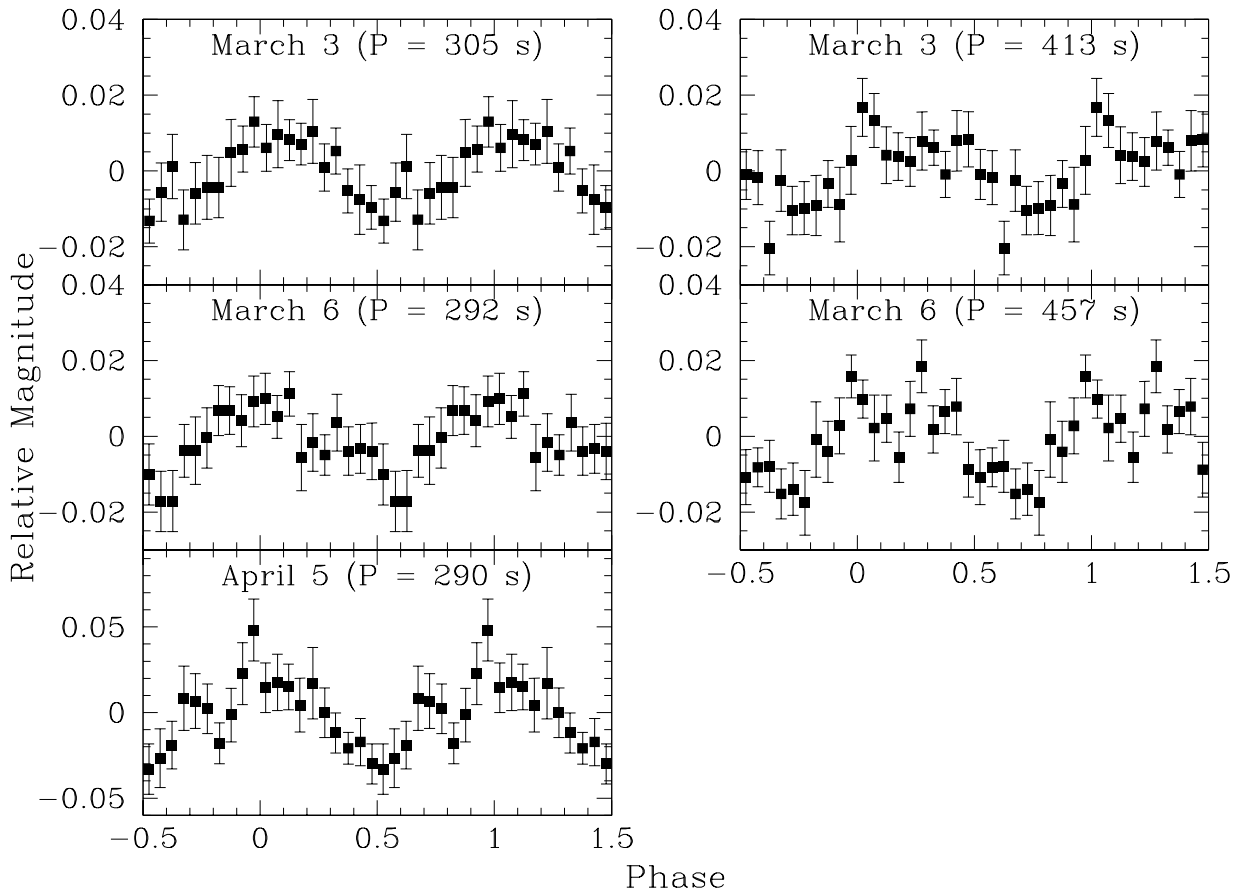


Fig. 7. Short QPOs detected in figure 6

7.

The detected periods of short- and long-period QPOs are summarized in table 2

## 5. Discussion

### 5.1. short- and long-term QPOs

As described in the previous section, we detected two periodicities for short-term QPOs, which are  $\sim 300$ s and  $\sim 370$ – $460$ s, on February 28, March 3, 6, and April 5 during our observation since 1996 February 26. Since the amplitude of the QPOs varies with a timescale of hours (Patterson 1991; Mazeh et al. 1985), it is likely that QPOs had amplitudes smaller than the detection limit on the other nights.

Morales-Rueda et al. (1999) spectroscopically observed GK Per on 1996 February 26, 27, and 28, and reported results of detailed period analyses. While kilo-second QPOs and spin pulsations were detected in the V/R ratio variation of H $\beta$  and He II 4686 in all nights except for spin pulsations in He II on February 26, they also caught kilo-second QPOs in the integrated line fluxes of H $\beta$  and He II and the continuum in all nights. Spin pulsations in the integrated line fluxes were found only on February

26. The typical period of the kilo-second QPOs of the continuum around H $\beta$  and He II 4686 in Morales-Rueda et al. (1999) was  $4477 (\pm 12)$  s ( $= 0.0518$  d;  $19.3$  cycle  $d^{-1}$ ) on February 27 and  $3692 (\pm 9)$  s ( $= 0.0427$  d;  $23.4$  cycle  $d^{-1}$ ) on February 28. However, spin pulsations were not detected in our data on February 27, and 28. Contribution of the continuum would dilute the spin pulsations. The 5400-s period we detected on February 28 was far longer than 3692 s found by Morales-Rueda et al. (1999) on the same day. This may suggest that the QPO period depends on the wavelength.

The period of the kilo-second QPOs observed by Morales-Rueda et al. (1999) decreased from night to night in February 26–28, and they interpreted that this might be due to shrinkage of the blobs' orbit. The kilo-second QPO period, however, once increased on March 5 (table 2). This period increase may be explained by generation of a new blobs on the outer orbit, but note that the period rapidly decreased to  $\sim 2800$  s by the next night.

Concerning short-term QPOs, we found two typical periods of  $\sim 300$  s and  $\sim 440$  s in V band. The current standard scheme of QPOs in GK Per is the beat frequency model which was originally proposed by Lamb et al. (1985) for QPOs in the X-ray binary Sco X-1.



**Table 2.** Detected QPO periods.

Date	Short period (s)			Long period (s)
	$<P_{\text{spin}}$	$P_{\text{spin}}$	$>P_{\text{spin}}$	
Feb. 28			371.9( $\pm 1.6$ )?	$\sim 5400$
Mar. 3	304.7( $\pm 0.9$ )	?	413.0( $\pm 1.6$ )	$\sim 4300/\sim 3000$
Mar. 5				$\sim 4900$
Mar. 6	292.2( $\pm 0.7$ )		456.9( $\pm 1.6$ )	$\sim 2800$
Mar. 13		350.5( $\pm 2.0$ )		*
Apr. 5	290.3( $\pm 2.6$ )			*

\* The coverage is not sufficient for the period analysis for kilo-second QPOs.

For QPOs in GK Per, Watson et al. (1985) first interpreted the X-ray QPOs with this model that short-term QPOs are originated in dense blobs orbiting near the inner edge of the accretion disk with the Keplerian frequency and long-term QPOs observed in X-ray and optical has the beat frequency between the spin frequency and the blobs' frequency. Developing this model, Morales-Rueda et al. (1999) proposed a disk-curtain beat mechanism. The other plausible model is the disk-overflow accretion model proposed by Hellier, Livio (1994). This model is based on the idea that the kilo-second period is the characteristic timescale of the radius where an accretion stream overflowing the disk would collide back onto the disk.

Simple calculation by the beat model yields the long-term QPO period of 1,500 s–2,400 s for both of  $\sim 440$ -s and  $\sim 300$ -s periodicities we observed. These periods, however, can not be reconciled with the period of 2800–5400 s in our data, which might favor the disk-overflow accretion model. But the coverages of our data were not necessarily long enough for accurate determination of the kilo-second periods. It is important to organize a multi-longitudinal observation campaign to simultaneously investigate periodicities of hundreds of seconds and kilo-seconds. Note that using a bluer band is better in this case, since the amplitude of QPOs is larger in a bluer band (see Patterson 1991).

Oscillations with a period of  $\sim 300$  s are the first discovery of below-the- $P_{\text{spin}}$  modulations except for the 40-s pulse reported by Pezzuto et al. (1996) whose origin is still unknown. If this period is the Keplerian period of blobs, the inner edge of the accretion disk approached the white dwarf surface over the co-rotation radius during the 1996 outburst, while the inner radius in quiescence is required to be far larger than the co-rotation radius (Kim et al. 1992). The QPO period in fact decreased from 305 s to 290 s in March 3–April 5. Theoretical exploration on how closely the inner radius can approach the primary star against the magnetic torque during outburst should be an interesting topic. It should be also pointed out that two periodicities were caught on the same nights: 305 s and 413 s on March 3 and 457 s and 292 s on March 6.

### 5.2. Outburst mechanism

Outbursts in dwarf novae are currently thought to be caused by the disk instability. However, the outburst

mechanism in GK Per is still an open problem, because of the IP nature, the peculiar binary parameters such as the quite long  $P_{\text{orb}}$ , and the extraordinary outburst property shown in figure 1 and summarized in table 3. While Bianchini et al. (1982) explained the 1981 outburst by an increase in the mass transfer rate from the late-type secondary, Cannizzo, Kenyon (1986), Angelini, Verbunt (1989), and Kim et al. (1992) proposed models based on the disk instability scheme, as mentioned in section 2.

SS Cyg-type dwarf novae usually show asymmetric outbursts with a rapid rise and a slow decay, but some stars occasionally cause rather symmetric outbursts with slow rise, say, “anomalous” outbursts (for example, Cannizzo, Mattei 1992 and references therein for the SS Cyg case). Theoretical investigations indicate that the former is the outburst of the *outside-in* type and the anomalous outburst is the one of the *inside-out* type (Smak 1984). The outbursts in GK Per are very similar to the anomalous outburst in shape, although the timescales of rise and decline are much longer in GK Per than in usual dwarf novae. Therefore, Cannizzo, Kenyon (1986), Angelini, Verbunt (1989), and Kim et al. (1992) attempted to apply an idea of the *inside-out* outburst for explanation of the outburst pattern of GK Per.

Our observations revealed that the  $B - V$  color reached its minimum about 10 days before the outburst maximum. This agrees with the fact that SS Cyg was bluest in the  $B - V$  color 4.0 d before the  $V$ -band maximum during the 1981 September anomalous outburst (Hopp, Wolk 1984), though SS Cyg become bluest at, or a little later than the maximum during normal outbursts (e.g. Hopp, Witzigmann 1980). The  $B - V$  observations presented here support that outbursts in GK Per are of the *inside-out* type.

Although Cannizzo, Kenyon (1986) did not take into account the inner-disk truncation due to the magnetic fields on the white dwarf, their calculation provided a prediction that GK Per becomes bluer in  $B - V$  for a while after the outburst maximum, which clearly contradicts with our result. In polishing up the model for GK Per being rooted in the disk instability theory, it may be a key whether the model can account for the  $B - V$  variation during outburst.

Kim et al. (1992) proposed a time-dependent disk insta-

**Table 3.** Properties of IPs showing outbursts.

	$P_{\text{orb}}$ (d)	$P_{\text{spin}}$ (s)	Outburst duration(d)	Outburst amplitude (mag)	Recurrence cycle (d)	Reference
HT Cam	0.0604	514	$\sim 2$	4.5	150	1, 2
EX Hya	0.0682	4022	2-3	3.5	$\sim 550^*$	3, 4
V1223 Sgr	0.1402	794	$\sim 0.5$	$< 0.8$		5, 6
DO Dra	0.1650	529	5	$\sim 5$	$> 300$	7, 8, 9, 10, 11, 12, 13
TV Col	0.2286	1911	$\sim 0.5$	$1-2^\dagger$		14, 15, 16
XY Ari	0.2527	206	5			17, 18, 19
GK Per	1.9968	351	$> 60$	3.0	$\sim 1000$	20, 21, 22

Note: In some case, we derived the values of outburst duration, outburst amplitude, and the recurrence cycle from the observations reported to VSNET.

\* In only one case, an outburst was caught just 8 days after the previous one.

† These large amplitude outbursts occur only when TV Col is in high state (Augusteijn et al. 1994).

Reference: 1 Tovmassian et al. (1998), 2 Ishioka et al. (2002), 3 Hellier, Sproats (1992), 4 Hellier et al. (2000), 5 van Amerongen et al. (1987), 6 Jablonski, Steiner (1997), 7 Wenzel (1983), 8 Mateo et al. (1991), 9 Patterson, Szkody (1993), 10 Haswell et al. (1997), 11 Norton et al. (1999), 12 Simon (2000), 13 Szkody et al. (2002), 14 Schrijver et al. (1985), 15 Hellier, Buckley (1993), 16 Augusteijn et al. (1994), 17 Takano et al. (1989), 18 Kamata et al. (1991), 19 Hellier et al. (1997), 20 Watson et al. (1985), 21 Morales-Rueda et al. (2002), 22 Simon (2002)

bility model to reproduce the recurrence time, the duration, the doubly-peaked structure in the UV range. This model appears to be able to explain also the outburst shape consisting of the three parts (see e.g. figure 6 in their paper), although the radius of the inner edge must be changed for the individual outburst in order to reproduce the variation of the rise-branch shape. Simon (2002) found that the rise branch had showed large scatter while the decline rate during the final rapid decline was common to 8 outbursts in these three decades.

We here focus on the final rapid decline. During this part, the cooling front from the outer region propagates onto the inner edge (see figures in Kim et al. 1992). This process is common to the outbursts of the outside-in type and of the inside-out type, so that the decline rate during this phase is expected to be on the Bailey’s relation (Bailey 1975; Szkody, Mattei 1984; Warner 1995). The value of  $5.6 \text{ d mag}^{-1}$  in figure 1, however, is much smaller than  $10.0 \text{ d mag}^{-1}$  calculated using the Bailey’s relation for the  $P_{\text{orb}}$  of GK Per. Simon (2002) derived  $8.0 \text{ d mag}^{-1}$  from the recent 8 outbursts [they also derived a value of  $14.5 \text{ d mag}^{-1}$  using the data including those during the gradual fading. However, this treatment is not adequate because different processes are thought to work during the gradual fading phase and during the rapid fading phase]. Also in other IPs, DO Dra (Simon 2002) and HT Cam (Ishioka et al. 2002), the decay timescale is reported to be shorter than expected from their  $P_{\text{orb}}$  by the Bailey’s relation. The decay timescale is made shorter by the inner truncation of the disk (Angelini, Verbunt 1989; Cannizzo 1994), and the magnetic fields penetrating the accretion disk may also have an effect on the timescale.

Properties of GK Per and other outbursting IPs are summarized in table 3. We can not see a simple correlation between any two factors among 5 systems. This means that it is difficult to establish a unified scheme on

the outburst mechanism in IPs. Note that short outbursts in V1223 Sgr and TV Col are possibly caused by the mass transfer events, not by the disk instability (e.g. Hellier, Buckley 1993). A modeling including the effects of magnetic fields penetrating and truncating the accretion disk, 3D structures of the accretion disk, the mass stream, the accretion curtain, and the accretion pole, will be required to reproduce a variety of outbursts in IPs.

## 6. Conclusion

Our  $V$ -band time-resolved photometry revealed the spin pulse ( $P_{\text{spin}} = 351 \text{ s}$ ), and QPOs with three typical timescales of 300 s, 440 s, and 5,000 s. The discovery of 300-s QPOs means that the inner edge of the accretion disk shrinks over the co-rotation period during outburst. The beat period of 440 s and 351 s is  $\sim 1,700 \text{ s}$ , which would be against the model for the kilo-second QPOs. Further check of contemporaneousness of hundred-second and kilo-second QPOs is required. The  $B - V$  color became bluest ( $B - V \sim 0.18$ ) about 10 d before the outburst maximum. A similar color variation was observed during an anomalous outburst in SS Cyg, and this agrees with the idea that GK Per shows inside-out-type outbursts. The decline rate during the rapid decline phase is smaller in GK Per, as well as DO Dra, and HT Cam, than expected from the  $P_{\text{orb}}$ . This is qualitatively explained by truncation of the inner part of the accretion disk, but more detailed modeling taking into account the effect of the magnetic fields, 3D structures of the accretion disk, the mass stream, the accretion curtain, and the accretion pole is needed to reproduce the whole outburst properties of IPs.

We thank the anonymous referee for the useful comments. The authors are very grateful to amateur observers for continuous reporting their valuable observations to

VSNET. Thanks are also to Emi Nakaoka for her help in searching for the literature. This work is partly supported by a grant-in-aid (13640239) from the Japanese Ministry of Education, Culture, Sports, Science and Technology (TK).

## References

- Ak, T., Ozkan, M. T., & Mattei, J. A. 2001, *A&A*, 369, 882  
 Alexandreas, D. E., Berley, D., Biller, S., Burman, R. L., Cady, D. R., Chang, C. Y., Dingus, B. L., Dion, C. L., et al. 1991, *ApJL*, 383, L53  
 Angelini, L. & Verbunt, F. 1989, *MNRAS*, 238, 697  
 Anupama, G. C. & Prabhu, T. P. 1993, *MNRAS*, 263, 335  
 Augusteijn, T., Heemskerk, M. H. M., Zwarthoed, G. A. A., & van Paradijs, J. 1994, *A&AS*, 107, 219  
 Bailey, J. 1975, *J. British Astron. Assoc.*, 86, 30  
 Becker, R. H. & Marshall, F. E. 1981, *ApJL*, 244, L93  
 Bianchini, A. 1990, *AJ*, 99, 1941  
 Bianchini, A., Friedjung, M., & Brinkmann, W. 1992, *A&A*, 257, 599  
 Bianchini, A. & Sabbadin, F. 1983, *A&A*, 125, 112  
 Bianchini, A. & Sabbadin, F. 1981, *Inf. Bull. Variable Stars*, 1959  
 Bianchini, A. & Sabbadin, F. 1985, *Inf. Bull. Variable Stars*, 2751  
 Bianchini, A., Sabbadin, F., Favero, G. C., & Dalmeri, I. 1986, *A&A*, 160, 367  
 Bianchini, A., Sabbadin, F., & Hamzaoglu, E. 1981a, *A&A*, 99, 392  
 Bianchini, A., Sabbadin, F., & Hamzaoglu, E. 1981b, *Inf. Bull. Variable Stars*, 1988  
 Bianchini, A., Sabbadin, F., & Hamzaoglu, E. 1982, *A&A*, 106, 176  
 Bode, M. F., Roberts, J. A., Whittet, D. C. B., Seaquist, E. R., & Frail, D. A. 1987, *Nature*, 329, 519  
 Cannizzo, J. K. 1994, *ApJ*, 435, 389  
 Cannizzo, J. K. & Kenyon, S. J. 1986, *ApJL*, 309, L43  
 Cannizzo, J. K. & Mattei, J. A. 1992, *ApJ*, 401, 642  
 Córdova, F. A. & Mason, K. O. 1984, *MNRAS*, 206, 879  
 Cordova, F. A., Mason, K. O., & Nelson, J. E. 1981, *ApJ*, 245, 609  
 Crampton, D., Cowley, A. P., & Fisher, W. A. 1986, *ApJ*, 300, 788  
 Cropper, M., Ramsay, G., & Wu, K. 1998, *MNRAS*, 293, 222  
 Dougherty, S. M., Waters, L. B. F. M., Bode, M. F., Lloyd, H. M., Kester, D. J. M., & Bontekoe, T. R. 1996, *A&A*, 306, 547  
 Duerbeck, H. W. 1981, *PASP*, 93, 165  
 Evans, A., Bode, M. F., Duerbeck, H. W., & Seitter, W. C. 1992, *MNRAS*, 258, 7  
 Ezuka, H. & Ishida, M. 1999, *ApJS*, 120, 277  
 Garlick, M. A., Mittaz, J. P. D., Rosen, S. R., & Mason, K. O. 1994, *MNRAS*, 269, 517  
 Hale, G. E. 1901, *ApJ*, 13, 173  
 Haswell, C. A., Patterson, J., Thorstensen, J. R., Hellier, C., & Skillman, D. R. 1997, *ApJ*, 476, 847  
 Hellier, C. 2001, *Cataclysmic Variable Stars: how and why they vary*. (Springer-Verlag)  
 Hellier, C., Buckley, D.A.H. 1993, *MNRAS*, 265, 766  
 Hellier, C., Kemp, J., Naylor, T., Bateson, F. M., Jones, A., Overbeek, D., Stubbings, R., & Mukai, K. 2000, *MNRAS*, 313, 703  
 Hellier, C. & Livio, M. 1994, *ApJL*, 424, L57  
 Hellier, C., Mukai, K., & Beardmore, A. P. 1997, *MNRAS*, 292, 397  
 Hellier, C. & Sproats, L. N. 1992, *Inf. Bull. Variable Stars*, 3724  
 Hessman, F. V. 1989, *MNRAS*, 239, 759  
 Hopp, U. & Witzigmann, S. 1980, *A&A*, 89, 227  
 Hopp, U. & Wolk, C. 1984, *Ap&SS*, 98, 237  
 Hutchings, J. B. & Cote, T. J. 1986, *PASP*, 98, 104  
 Ishida, M., Sakao, T., Makishima, K., Ohashi, T., Watson, M. G., Norton, A. J., Kawada, M., & Koyama, K. 1992, *MNRAS*, 254, 647  
 Ishida, M., Yamashita, A., Ozawa, H., Nagase, F., & Inoue, H. 1996, *IAU Circ.*, 6340  
 Ishioka, R., Kato, T., Uemura, M., Billings, G. W., Morikawa, K., Torii, K., Tanabe, K., Oksanen, A., Hyvonen, H., & Itoh, H. 2002, *PASJ*, in press  
 Jablonski, F. & Steiner, J. E. 1997, *ApJ*, 323, 672  
 Kamata, Y., Tawara, Y., & Koyama, K. 1991, *ApJL*, 379, L65  
 Kim, S.-W., Wheeler, J. C., & Mineshige, S. 1992a, *ApJ*, 384, 269  
 Kim, S.-W., Wheeler, J. C., & Mineshige, S. 1992b, *ApJ*, 399, 330  
 King, A. R., Ricketts, M. J., & Warwick, R. S. 1979, *MNRAS*, 187, 77  
 Kraft, R. P. 1964, *ApJ*, 139, 457  
 Lamb, F. K., Shibazaki, N., Alpar, M. A., & Shaham, J. 1985, *Nature*, 317, 681  
 Mateo, M., Szkody, P., & Garnavich, P. 1991, *ApJ*, 370, 370  
 Mazeh, T., Tal, Y., Shaviv, G., Bruch, A., & Budell, R. 1985, *A&A*, 149, 470  
 Morales-Rueda, L., Still, M. D., & Roche, P. 1996, *MNRAS*, 283, 58P  
 Morales-Rueda, L., Still, M. D., & Roche, P. 1999, *MNRAS*, 306, 753  
 Morales-Rueda, L., Still, M. D., Roche, P., Wood, J. H., & Lockley, J. J. 2002, *MNRAS*, 329, 597  
 Norton, A. J., Beardmore, A. P., Allan, A., & Hellier, C. 1999, *A&A*, 347, 203  
 Norton, A. J., Watson, M. G., & King, A. R. 1988, *MNRAS*, 231, 783  
 Ohtani, H., Uesugi, A., Tomita, Y., Yoshida, M., Kosugi, G., Noumaru, J., Araya, S., & Ohta, K. 1992, *Memoirs of the Faculty of Science, Kyoto University, Series A of Physics, Astrophysics, Geophysics and Chemistry*, 38, 167  
 Osaki, Y. 1996, *PASP*, 108, 39  
 Patterson, J. 1981, *ApJS*, 45, 517  
 Patterson, J. 1991, *PASP*, 103, 1149  
 Patterson, J. & Szkody, P. 1993, *PASP*, 105, 1116  
 Pezzuto, S., Bianchini, A., & Stagni, R. 1996, *A&A*, 312, 865  
 Pickering, E. C. 1901, *ApJ*, 13, 170  
 Reinsch, K. 1994, *A&A*, 281, 108  
 Reynolds, S. P. & Chevalier, R. A. 1984, *ApJL*, 281, L33  
 Robinson, E. L. & Nather, R. E. 1977, *PASP*, 89, 572  
 Rosino, L., Bianchini, A., & Rafanelli, P. 1982, *A&A*, 108, 243  
 Sabbadin, F. & Bianchini, A. 1983, *A&AS*, 54, 393  
 Schreiber, M. R. & Gänsicke, B. T. 2001, *A&A*, 375, 937  
 Schrijver, J., Brinkman, A. C., van der Woerd, H., Watson, M. G., & King, A. R. 1985, *Space Sci. Rev.*, 40, 121  
 Scott, A. D., Rawlings, J. M. C., & Evans, A. 1994, *MNRAS*, 269, 707  
 Seaquist, E. R., Bode, M. F., Frail, D. A., Roberts, J. A., Evans, A., & Albinson, J. S. 1989, *ApJ*, 344, 805  
 Simon, V. 2000, *A&A*, 360, 627  
 Simon, V. 2002, *A&A*, 382, 910

- Smak, J. 1984, *Acta Astron.*, 34, 161
- Starrfield, S. 1999, *Physics Reports*, 311, 371
- Stellingwerf, R. F. 1978, *ApJ*, 224, 953
- Szkody, P., Mateo, M., & Mattei, J. A. 1985, *PASP*, 97, 264
- Szkody, P. & Mattei, J. A. 1984, *PASP*, 96, 988
- Szkody, P., Nishikida, K., Erb, D., Mukai, K., Hellier, C., Uemura, M., Kato, T., Pavlenko, E., et al. 2002, *AJ*, 123, 413
- Takano, S., Koyama, K., Tawara, Y., Matsumoto, T., Noguchi, K., Iwata, T., Takahashi, N., Umemoto, T., et al. 1989, *IAU Circ.*, 4745
- Tovmassian, G. H., Greiner, J., Kroll, P., Szkody, P., Mason, P. A., Zickgraf, F.-J., Krautter, J., Thiering, I., et al. 1998, *A&A*, 335, 227
- Turon, C., Egret, D., Gomez, A., Grenon, M., Jahreiss, H., Requieme, Y., Argue, A. N., Bec-Borsenberger, A., et al. 1993, *Bull. Inf. CDS*, 43, 5
- van Amerongen, S., Augusteijn, T., & van Paradijs, J. 1987, *MNRAS*, 228, 377
- Warner, B. 1976, in *IAU Symposium No. 73, Structure and Evolution of Close Binary Systems; Proceedings of the Symposium*, ed. P. Eggleton, S. Mitton, & J. Whelan (Reidel Publishing), 85
- Warner, B. 1988, *Nature*, 336, 129
- Warner, B. 1995, *Cataclysmic Variable Stars* (Cambridge: Cambridge University Press)
- Watson, M. G., King, A. R., & Osborne, J. 1985, *MNRAS*, 212, 917
- Wenzel, W. 1983, *Inf. Bull. Variable Stars*, 2262
- Wu, C., Holm, A. V., Panek, R. J., Raymond, J. C., Hartmann, L. W., & Swank, J. H. 1989, *ApJ*, 339, 443
- Yi, I. & Kenyon, S. J. 1997, *ApJ*, 477, 379
- Yi, I., Kim, S.-W., Vishniac, E. T., & Wheeler, J. C. 1992, *ApJL*, 391, L25
- Yi, I. & Vishniac, E. T. 1994, *ApJ*, 435, 829