

EXPLORING HALO SUBSTRUCTURE WITH GIANT STARS III: FIRST RESULTS FROM THE GRID GIANT STAR SURVEY AND DISCOVERY OF A POSSIBLE NEARBY SAGITTARIUS TIDAL STRUCTURE IN VIRGO

A. KUNDU¹, S. R. MAJEWSKI^{2,3}, J. RHEE², H. J. ROCHA-PINTO², A. A. POLAK², C. L. SLESNICK², W. E. KUNKEL⁴, K. V. JOHNSTON⁵, R. J. PATTERSON², D. GEISLER⁶, W. GIEREN⁶, J. SEGUEL⁶, V. V. SMITH⁷, C. PALMA⁸, J. ARENAS⁶, J. D. CRANE², C. B. HUMMELS²

Draft version November 2, 2018

ABSTRACT

We describe first results of a spectroscopic probe of selected fields from the Grid Giant Star Survey. Multifiber spectroscopy of several hundred stars in a strip of eleven fields along $\delta \approx -17^\circ$, in the range $12 \lesssim \alpha \lesssim 17$ hours, reveals a group of 8 giants that have kinematical characteristics differing from the main field population, but that as a group maintain coherent, smoothly varying distances and radial velocities with position across the fields. Moreover, these stars have roughly the same abundance, according to their MgH+MgB absorption line strengths. Photometric parallaxes place these stars in a semi-loop structure, arcing in a contiguous distribution between 5.7 and 7.9 kpc from the Galactic center. The spatial, kinematical, and abundance coherence of these stars suggests that they are part of a diffuse stream of tidal debris, and one roughly consistent with a wrapped, leading tidal arm of the Sagittarius dwarf spheroidal galaxy.

Subject headings: Galaxy:formation — Galaxy:halo — stars:general — stars:kinematics

1. INTRODUCTION

There has been a long and somewhat checkered history of observations attempting to isolate substructure in the Galactic halo (e.g., Sommer-Larsen & Christensen 1987; Crowell et al. 1991; Côté et al. 1993; Majewski et al. 1996). While observations in the last decade have confirmed the existence of a few coherent groups of halo stars (Côté et al. 1993; Majewski et al. 1996; Helmi et al. 1999), more recent large-area CCD surveys are beginning to reveal the ubiquity of these structures (Vivas 2001; Dohm-Palmer et al. 2001; Newberg et al. 2002). Given the central importance of these probable relics of satellite accretion to the Searle & Zinn (1978) model of the formation of the Galactic stellar halo, their implications for the formations of massive halos via the Cold Dark Matter hypothesis (Navarro et al. 1997), and their usefulness for measuring the Galactic potential (Johnston et al. 1999), there is motivation to identify and catalogue Galactic halo streams and moving groups. We present in this paper first results from the Grid Giant Star Survey (GGSS), in which we identify a new, coherent moving group of Galactic halo stars.

The GGSS probes 1302 evenly spaced, $\sim 0.4 - 0.6$ deg² areas of the sky to (a) supply several thousand bright ($V \lesssim 12.5$), sub-solar metallicity K giants for the Astrometric Grid of the Space Interferometry Mission (see Pat-

erson et al. 2002), and (b) explore problems related to the structure and kinematics of the Milky Way. The photometric technique for discriminating late type giants from dwarf stars, which uses the Washington M , T_2 and $DDO51$ filters, is described by Majewski et al. (2000a), and is being used by several groups (Morrison et al. 2000; Geisler et al. 2002; Majewski et al. 2000b) to explore Galactic structure problems. Further discussion of the reliability of the photometric selection of giant stars is given in Palma et al. (2002). It bears reiteration here that follow up high resolution spectroscopy -R=50,000; 5000-5900Å coverage; S/N \approx 25 observations undertaken to monitor the spectroscopic stability of GGSS candidates and search for possible companions- of stars selected by the GGSS as metal-poor giants in a similar magnitude range as the stars discussed here has revealed 100% of candidates observed so far to be, in fact, metal-poor giants (Verne Smith, private communication). While preliminary inspection of \approx 300 candidates suggests that they are all giants, detailed cross correlation studies with model spectra of a randomly selected subsample of 38 stars confirms that they are indeed so with $-1.0 \lesssim \text{Log}(g) \lesssim 3.1$ and $T_{eff} \lesssim 5500K$ for every candidate.

GGSS photometry for $\delta < +20^\circ$ fields was obtained on the Swope 1-m telescope at Las Campanas Observatory, and spans $9 \lesssim V \lesssim 17$. Pipeline reductions convert the three-filter data to photometric abundances and parallaxes

¹ Michigan State University, Dept. of Physics & Astronomy, East Lansing, MI 48824 (akundu@pa.msu.edu)

² Dept. of Astronomy, University of Virginia, Charlottesville, VA, 22903 (srm4n, rhee, hjr8q, aap5u, cls8q, ricky, jdc2k, cbh4r@virginia.edu)

³ Visiting Research Associate, The Observatories of the Carnegie Institution of Washington, 813 Santa Barbara Street, Pasadena, CA 91101; David and Lucile Packard Foundation Fellow; Cottrell Scholar of the Research Corporation.

⁴ Las Campanas Observatory, Casilla 601, La Serena, Chile (kunkel@jeito.lco.cl)

⁵ Wesleyan Univ., Dept. of Astronomy, Middletown, CT 06459 (kvj@astro.wesleyan.edu)

⁶ Grupo de Astronomia, Universidad de Concepción, Casilla 160-C, Concepción, Chile (doug@kukita.cfm.udec.cl, wgieren@coma.cfm.udec.cl, jseguel@andromeda.cfm.udec.cl, jose@gemini.cfm.udec.cl)

⁷ Dept. of Physics, University of Texas, El Paso, TX 79968-0515, verne@balmer.physics.utep.edu

⁸ Dept. of Astronomy & Astrophysics, The Pennsylvania State University, 525 Davey Lab, University Park, PA 16802, cpalma@astro.psu.edu

for likely giants according to the prescription in Majewski et al. (2000a). A more detailed discussion will be given elsewhere.

We describe here first results from a spectroscopic probe of the GGSS giant star sample from among the earliest fields processed through the photometric pipeline. Samples of candidate giant stars in 11 fields along $\delta \approx -17^\circ$ (J2000) and $12^h < \alpha < 17^h$ were observed with the Blanco 4-m telescope + Hydra multifiber system on UT 28-30 Mar 2000. We limited ourselves to $M < 15$ giants for this initial probe of GGSS fields because of limited available observing time, obtained as brief (< 1 hour) hour angle “fillers” for other projects. The data were obtained using the Schmidt camera and $2 \times 4k$ SITE CCD in conjunction with the KPGLD grating. When centered on the infrared calcium triplet region, this setup delivers radial velocity precision of $\sim 5 \text{ km s}^{-1}$ (verified by repeat observations of test stars).

2. A COHERENT FEATURE IN PHASE SPACE

Fig. 1 shows the distribution of heliocentric radial velocities, v_{helio} for all photometrically classified giant (top) and dwarf (bottom) stars having Hydra spectroscopy, as a function of Galactic longitude. For comparison the dotted curve marks the minimum (maximum) v_{helio} for $270^\circ < l < 360^\circ$ ($0^\circ < l < 90^\circ$) expected for stars within 20 kpc - the distance limit of our observations - if they follow a constant circular rotation curve with $v_{rot} = 200 \text{ km s}^{-1}$ [we adopt a solar motion of $(u, v, w) = (-9, 11, 6) \text{ km s}^{-1}$ about a local standard of rest with $v_{rot} = 220 \text{ km s}^{-1}$]. The solid line plots the 0 km s^{-1} “rotation” curve, i.e. the reflex of solar motion. These illustrative curves do not include the effects of velocity dispersion about the adopted v_{rot} ; nevertheless, while the zero velocity dispersion and constant $[v_{rot}(R_{GC})]$ simplifications increasingly break down toward $l = 0^\circ$ (where the bulge contributes), the curves, which should nominally bound the expected v_{helio} range for the Milky Way’s flattened, disk-like components, do make apparent several aspects of our sample.

For example, as expected, the velocity distribution of the dwarfs is more consistent with a colder disk population than is that for giant stars, which tend to have a larger fraction of members outside the curves. Among these outliers we identify a conspicuous group of eight stars, marked with solid circles in Fig. 1, that trace a sequence of v_{helio} (and R_{GC} , see below) with position in the sky, with a smoothness that suggests that they are members of a population having a tight velocity coherence (the progressive variation reflecting primarily changes in line-of-sight perspective). Table 1 lists observed and derived properties of these stars. If a disk population, these stars can only be matched by circular rotation curves with v_{rot} in the range $\sim 250 - 400 \text{ km s}^{-1}$ at the distances reported in Table 1. This far exceeds the v_{rot} of the Galaxy at the R_{GC} ’s of this group (2-8 kpc). The combination of kinematical *coldness* and rotational velocities exceeding v_{circ} , which is generally only attained near the perigalacticon of a highly elliptical orbit for halo objects, supports the notion that these stars are part of a coherent debris stream from a Galactic satellite.

Fig. 2 shows the $(M - T_2, M - DDO51)$ distribution of the giant candidates in Table 1 along with iso-metallicity

loci of giant stars [see Majewski et al. (2000a) for details]. Within the photometric uncertainties, it can be seen that the stars in our proposed stream also appear to have similar metal abundances of roughly $[\text{Fe}/\text{H}] = -1.0$.

Fig. 3 shows the location of the stream stars in the sky; note that the positional coherence here is because of our study of fields along constant declination. However, when the photometric parallaxes, r , and (l, b) positions of candidate stream stars are converted to Cartesian Galactic coordinates, the stars follow a linear or arcing sequence, where each star is roughly equidistant from the Galactic center (Fig. 4). By accounting for other dimensions of phase space, we have managed to “follow” this well-ordered sequence of stars into the velocity range occupied by more typical field stars for $l < 305^\circ$; it is to the very existence of such a group of stars with a smooth progression in various dimensions of parameter space that we wish to draw attention, as it would be unusual to find at random a group of stars that are velocity outliers, have similar R_{GC} , and show a coherent sequence of velocities in *independently measured* multifiber survey fields.

To test whether this group of velocity outliers could be halo or thick disk stars aligned by chance, we performed a series of Monte Carlo simulations. For each GGSS field with a stream candidate (Table 1) we simulated 50,000 stars by assigning a random velocity defined by the halo velocity ellipsoid of Chiba & Beers (2000), and distance based on our distribution of photometric parallaxes. The probability of finding a halo outlier with radial velocity less than the velocity of a particular stream star (plus 5 km s^{-1} to further account for velocity uncertainties) varies from 0.27 to 0.37 for each GGSS field. The probability of finding eight outliers in the specific fields listed in Table 1 is ≈ 0.0001 . If we assume a probability of finding similar outliers in the three other Table 1 fields is also ≈ 0.3 , then the probability of finding a set of outliers in eight consecutive fields is 0.0006. Similar simulations using the thick disk velocity ellipsoid from Chiba & Beers (2000) in conjunction with a constant circular velocity of 200 km s^{-1} yield probabilities of finding a random outlier from < 0.001 to 0.35 in each of our fields, with a formal probability of a pure disk population indistinguishable from 0. Choosing the larger of the halo or thick disk outlier probability in each field yields a probability of at most 0.001 for finding outliers in eight consecutive fields. We have an additional constraint in that the distance and velocity of our outliers are correlated (Table 1), with a correlation coefficient of 0.84. Assuming each of the eight stream fields has a star with the velocity listed in Table 1, we randomly assigned each star a distance from the ensemble of measured distances in each field. One hundred thousand simulations revealed only 2% with an absolute value of the correlation coefficient greater than 0.84. Thus, we conclude that the probability of randomly finding a correlated stream of outliers, such as detected here, is negligibly small (probability of 0.001×0.02). Thus the combined evidence of a smooth, cold progression in the various projections of phase space ($l - v_{helio}$, $l - b$, $X - Z$, $b - r$, $r - v_{GSR}$ - see Figs. 1, 3 and 4) strongly suggests that these stars are parts of a loop of tidal debris arcing around the Galactic Center.

We looked for other such “sequences” in the data but found nothing else as striking. There are other velocity

outliers in Fig. 1, as would be expected from our estimate of a $\approx 30\%$ chance to find a velocity outlier in any particular field; but, for example, the four positive velocity outliers in Fig. 1 show no obvious correlation with distance, and yield a metallicity dispersion twice that of our proposed stream.

Our observations suggest the Table 1 stream to be extremely diffuse. Each GGSS pointing used for this set of observations covers an area of 0.4 deg^2 separated by 5.6° from its neighbor. The absolute magnitudes of both our stream and non-stream giants span the entire range covered by the “red giant branch bump” and “normalization region” stars reported by Bono et al. (2001, “B01” hereafter) in their HST based starcount studies of Galactic globular clusters. By comparing the stellar density of our stream stars with the total density of “red giant branch bump” and “normalization region” stars in the B01 globular clusters we estimate the difference/offset in surface brightness densities. The globular cluster NGC 6362 has an average metallicity in the range of our proposed stream stars, and is a diffuse, nearby object (Harris 1996) – so that the average density/surface brightness within the HST-WFPC2 field of view of the B01 observations is roughly constant, and approximately equal to the central value. By adding the difference in surface brightness density of the stream with respect to NGC 6362, calculated above, to the central surface brightness of this globular cluster (Harris 1996) we estimate the surface brightness of the stream to be fainter than $\sim 29 \text{ mags arcsec}^{-2}$ in the V band. While this estimate is admittedly crude, it is likely that our stream is among the most diffuse known coherent substructures in the Galactic halo, and this find highlights the capability of the GGSS to discern such a gossamer thread among the clutter of Galactic stars. We note that our “tidal feature” does not seem to correspond well with any of the features in the Sloan Digital Sky Survey (SDSS) data of Newberg et al. (2002), even though their observational plane is only 17° different from ours. This may be attributable both to the low surface brightness of the feature, as well as the fact that the main sequence turn-off counterparts of the stars we see here are at the bright magnitude limit of the SDSS.

The extent of the proposed debris stream is presently not well defined, but we are undertaking follow-up photometry and spectroscopy to bracket the limits better. Note that we lose track of the sequence past $l = 345^\circ$ possibly due to magnitude limitation – the $l = 350^\circ$ field would have the next farthest star from us, but this is close to the magnitude limit of the present spectroscopic sample. At the other end of the sequence, any progression of the sequence of stars is lost among disk stars having similar velocities. It is interesting that if our sequence is indeed tidal debris, then extrapolation brings it through the solar neighborhood.

3. POSSIBLE ASSOCIATION WITH SAGITTARIUS

The positions of our selected stars in Fig. 3 and the top left panel of Fig. 4 are very suggestive of tidal debris from a satellite orbiting the Galaxy on a nearly polar orbit. Of the galaxies known to be satellites of the Milky Way today, the Sagittarius dwarf (discovered by Ibata et al. 1994) is the one most likely to be the parent of this de-

bris since it is the closest of all the satellites to the Galactic center (currently at 16 kpc) and is also on a nearly polar orbit passing through the region where our fields are located. Not only is the highly distorted shape of the main body of this galaxy suggestive of tidal disruption (Ibata et al. 1997), but there is already substantial evidence for significant debris associated with this galaxy at many tens of degrees from its main body (Mateo et al. 1998; Majewski et al. 1999; Ibata et al. 2001; Ivezić et al. 2000; Dinescu et al. 2000; Yanny et al. 2000; Martínez-Delgado et al. 2001; Vivas 2001; Dohm-Palmer et al. 2001; Newberg et al. 2002). We note that the Table 1 stars have photometric $[\text{Fe}/\text{H}]$ that approximate the -1.3 and -0.7 dex values of the 11 and 5 Gyr aged populations seen in Sgr (Layden & Sarajedini 2000).

Figs. 3 and 4 compare our data with semi-analytic predictions for the position and velocity of debris lost from Sgr during the last 1.5 Gyrs (see Johnston 1998, for a description of the model). In this particular model Sgr had an initial mass of $2.1 \times 10^9 M_\odot$, the Milky Way’s circular velocity was fixed at 200 km s^{-1} , and Sgr’s tangential velocity was allowed to vary within the proper motion error bars of present day observations to find the best fit, $u = 200$, $v = -20$ and $w = 175 \text{ km s}^{-1}$. The portion of the streamer that is the closest match to the data comes from debris lost ≈ 1 Gyr ago, two pericentric passages previous to the most recent encounter i.e. we adopt perigalacticon passage $n=0$ for the most recent encounter while the passage of interest is in $n=-2$. The debris from this encounter has wrapped entirely around the Milky Way.

Figs. 3 and 4 suggest that it is plausible that the feature we have found is indeed associated with Sagittarius. However, we note that this feature alone cannot strongly constrain the details of Sgr’s orbit, mass, mass loss history or Milky Way potential. The profusion of streams plotted in our figures is some indication of the degeneracy of the problem. Rather, our discovery is interesting in that it is the first case reported of debris that could be from Sagittarius within the Sun’s orbit and, if the association is correct, suggests that there should be many more Sgr streams wrapped around the Galaxy within a few kiloparsecs of the Solar Neighborhood. Previous studies (Totten & Irwin 1998; Dinescu et al. 2000; Johnston et al. 1999) have suggested evidence of multiply wrapped tails; the GGSS can provide a direct means of identifying and studying such features in the inner halo. Considering that our first detailed look at a portion of the GGSS data revealed evidence of such a diffuse stream we are hopeful that future studies with the GGSS data set will yield more such features, as part of our goal to understand the formation and mass distribution of the Galactic halo.

Note added in proof: A preliminary reduction of new follow up spectroscopic observations (of a mix of stars previously observed, and fainter giant candidates that we hadn’t observed spectroscopically earlier) obtained since the paper was submitted shows more outliers consistent with the stream. They even extend the stream out to the fields G1532-16 and G1556-16 and have stream members with even more extreme outlying velocities.

Our work on the Grid Giant Stars Survey has been supported by NASA/JPL by the following SIM Prepara-

tory Science Grants: Grant #AST-1201670 (SRM as PI), Grant #AST-1222563 (SRM as PI), and Grant #NRA-99-04-OSS-058 (DG as PI). SRM also acknowledges support

from NSF Career Award AST 97-02521, a Cottrell Scholar Award from The Research Corporation, and a David and Lucile Packard Foundation Fellowship.

REFERENCES

- Bono, G., Cassisi, S., Zoccali, M., & Piotto, G. 2001, ApJ, 546, L109
 Chiba, M., & Beers, T. C. 2000, ApJ, 119, 2843
 Côté, P., Welch, D. L., Fischer, P., & Irwin, M. J. 1993, ApJ, 406, L59
 Crossell, K., Latham, D. W., Carney, B. W., Schuster, W., & Aguilar, L. 1991, AJ, 101, 2078
 Dinescu, D. I., Majewski, S. R., Girard, T. M. & Cudworth, K. M. 2000, AJ, 120, 1892
 Dohm-Palmer, R. C., Helmi, A., Morrison, H., Mateo, M., Olszewski, E. W., Harding, P., Freeman, K. C., Norris, J., Shtetman, S. A. 2001, ApJ, 555, L37
 Eggen, O. J. 1979, ApJ, 215, 812
 Geisler, D. et al. 2002, *in preparation*
 Harris, W. E. 1996, AJ, 112, 1487
 Helmi, A., White, S. D. M., de Zeeuw, P. T., & Zhao, H. 1999, Nature, 402, 53
 Ibata, R. A., Gilmore, G. & Irwin, M. J. 1994, Nature, 370, 194
 Ibata, R., Irwin, M., Lewis, G. F. & Stolte, A. 2001, ApJ, 547, L133
 Ibata, R. A., Wyse, R. F. G., Gilmore, G., Irwin, M. J. & Suntzeff, N. B. 1997, AJ, 113, 634
 Ivezić, Z. et al. 2000, AJ, 120, 963
 Johnston, K. V. 1998, ApJ, 495, 297
 Johnston, K. V., Majewski, S. R., Siegel, M. H., Reid, I. N., & Kunkel, W. E. 1999, AJ, 118, 1719
 Johnston, K. V., Zhao, H. S., Spergel, D. N. & Hernquist, L. 1999, ApJ, 512, L49
 Layden, A. C. & Sarajedini, A. 2000, AJ, 119, 1760
 Majewski, S. R., ApJS, 78, 87
 Majewski, S. R., Ostheimer, J. C., Kunkel, W. E. & Patterson, R. J. 2000a AJ, 120, 2550
 Majewski, S. R., Siegel, M. H., Kunkel, W. E., Reid, I. N., Johnston, K. V., Thompson, I. B., Landolt, A. U. & Palma, C. 1999, AJ, 118, 1709
 Majewski, S. R., Ostheimer, J. C., Patterson, R. J., Kunkel, W. E., Johnston, K. V., & Geisler, D. 2000b, AJ, 119, 760
 Majewski, S. R., Munn, J. A. & Hawley, S. L. 1996, ApJ, 459, L73
 Martínez-Delgado, D., Aparicio, A., Gómez-Flechoso, M. A. & Carrera, R. 2001, ApJ, 549, L199
 Mateo, M., Olszewski, E. W. & Morrison, H. L. 1998, ApJ, 508, L55
 Morrison, H. L., Mateo, M., Olszewski, E. W., Harding, P., Dohm-Palmer, R. C., Freeman, K. C., Norris, J. E., & Morita, M. 2000, AJ, 119, 2254
 Navarro, J. F., Frenk, C. S., & White, S. D. M. 1997, ApJ, 490, 493
 Newberg, H. J. et al. 2002, ApJ, 569, 245
 Palma, C., Ostheimer, J. C., Majewski, S. R., Link, R., Frinchaboy, P. M., Patterson, R. J., Kunkel, W. E., Johnston, K. V. & Geisler, D. 2002, *in preparation*
 Patterson, R. J. and the GGSS team 2002, in “Small Telescope Astronomy on Global Scales”, eds Paczynski et al. (ASP: San Francisco) 246
 Searle, L., & Zinn, R. 1978, ApJ, 225, 357
 Sommer-Larsen, J., & Christensen, P. R. 1987, MNRAS, 225, 499
 Totten, E. J., & Irwin, M. J. 1998, MNRAS, 294, 1
 Vivas, A. K., et al. 2001, ApJ, 554, L33
 Yanny, B. et al. 2000, ApJ, 540, 825

TABLE 1
SALIENT PROPERTIES OF CANDIDATE STREAM GIANTS

Name	l, ^a	α^b	δ^b	M (mag)	$(M - T)_o$	$(M - D)_o$	v_{helio} (km s ⁻¹)	[Fe/H]	Distance (kpc)
G1200-16.68	286.5,44.2	12:02:16.84	-17:00:08.7	11.70±0.02	1.17±0.02	-0.01±0.03	-28.2	-0.8±0.4	0.7±0.5
G1247-16.160	302.4,45.7	12:50:18.88	-17:02:40.3	13.48±0.02	0.92±0.03	0.03±0.03	-40.7	-1.3±2	0.9±0.5
G1312-16.107	310.5,45.4	13:14:51.53	-17:09:20.0	13.97±0.02	1.29±0.03	0.00±0.03	-57.0	-1.1±0.4	4.7±2
G1334-16.68	318.2,44.4	13:36:46.14	-16:59:05.6	13.43±0.02	1.26±0.03	-0.01±0.03	-68.8	-0.9±0.4	2.7±1
G1359-16.66	325.7,42.7	14:01:49.01	-17:15:25.0	15.03±0.03	1.25±0.04	-0.02±0.04	-96.3	-0.8±0.5	4.6±3
G1423-16.112	332.6,40.4	14:25:28.89	-17:08:20.5	14.42±0.02	1.20±0.03	-0.00±0.04	-127.3	-0.9±0.5	3.3±2
G1445-16.181	338.9,37.5	14:47:59.37	-17:16:16.8	14.91±0.03	1.40±0.03	0.01±0.04	-145.6	-1.2±0.4	10.9±4
G1507-16.326	344.6,34.2	15:10:45.88	-16:53:19.5	14.09±0.02	1.56±0.03	-0.03±0.03	-166.5	-1.1±0.2	9.0±2
G1532-16 ^c	349.7,30.6
G1556-16 ^c	354.2,26.6
G1643-16 ^c	2.2,18.0

^aField centers of observations

^bPosition of candidate stream giants in J2000 coordinates.

^cNo candidate stream stars were found in these fields

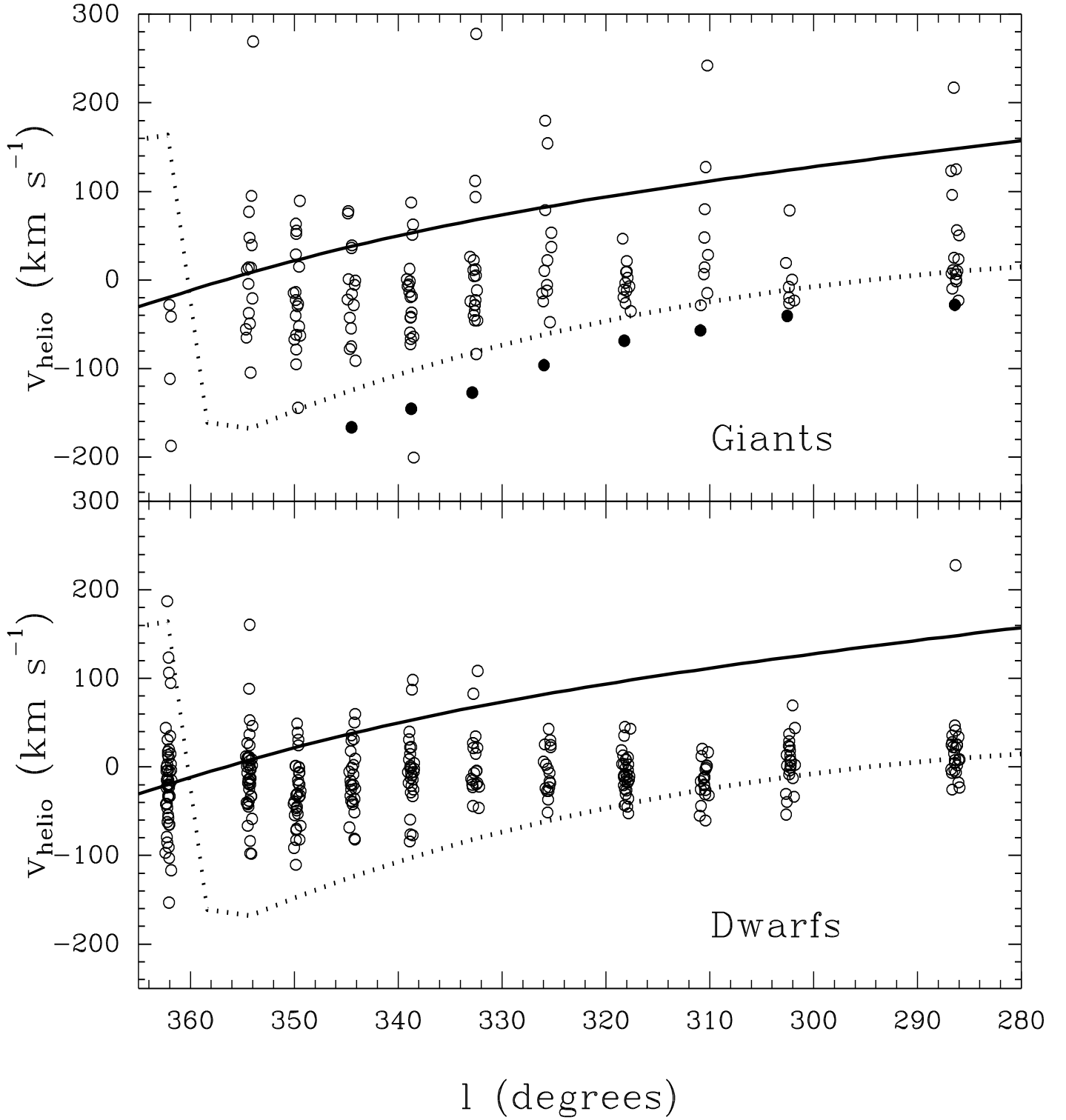


FIG. 1.— Top: Galactic longitude vs. v_{helio} for candidate giants. Bottom: Corresponding plot for dwarfs. The dotted line plots the largest v_{helio} expected for a population of stars within $r = 20$ kpc uniformly rotating at $v_{\text{rot}} = 200$ km s⁻¹ for all R_{GC} . The solid line traces the 0 km s⁻¹ “rotation” curve. Solid dots identify the candidate stream.

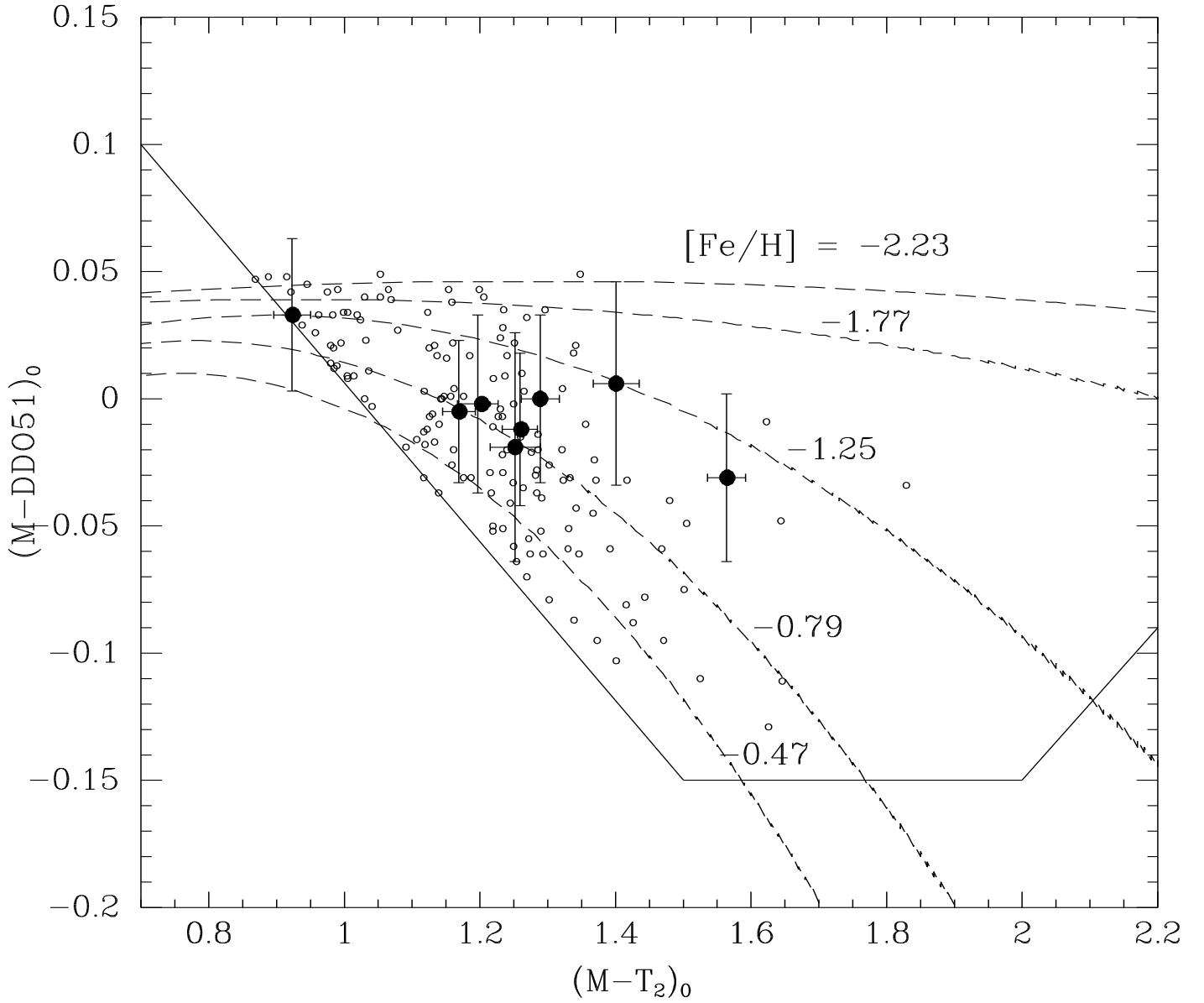


FIG. 2.— $(M-T_2, M-DDO51)$ distribution of photometrically identified giants. The iso-metallicity loci are from Majewski et al. (2000a). All candidate stream giants (solid circles) share similar metallicities in a small range around $[\text{Fe}/\text{H}] = -1.0$.

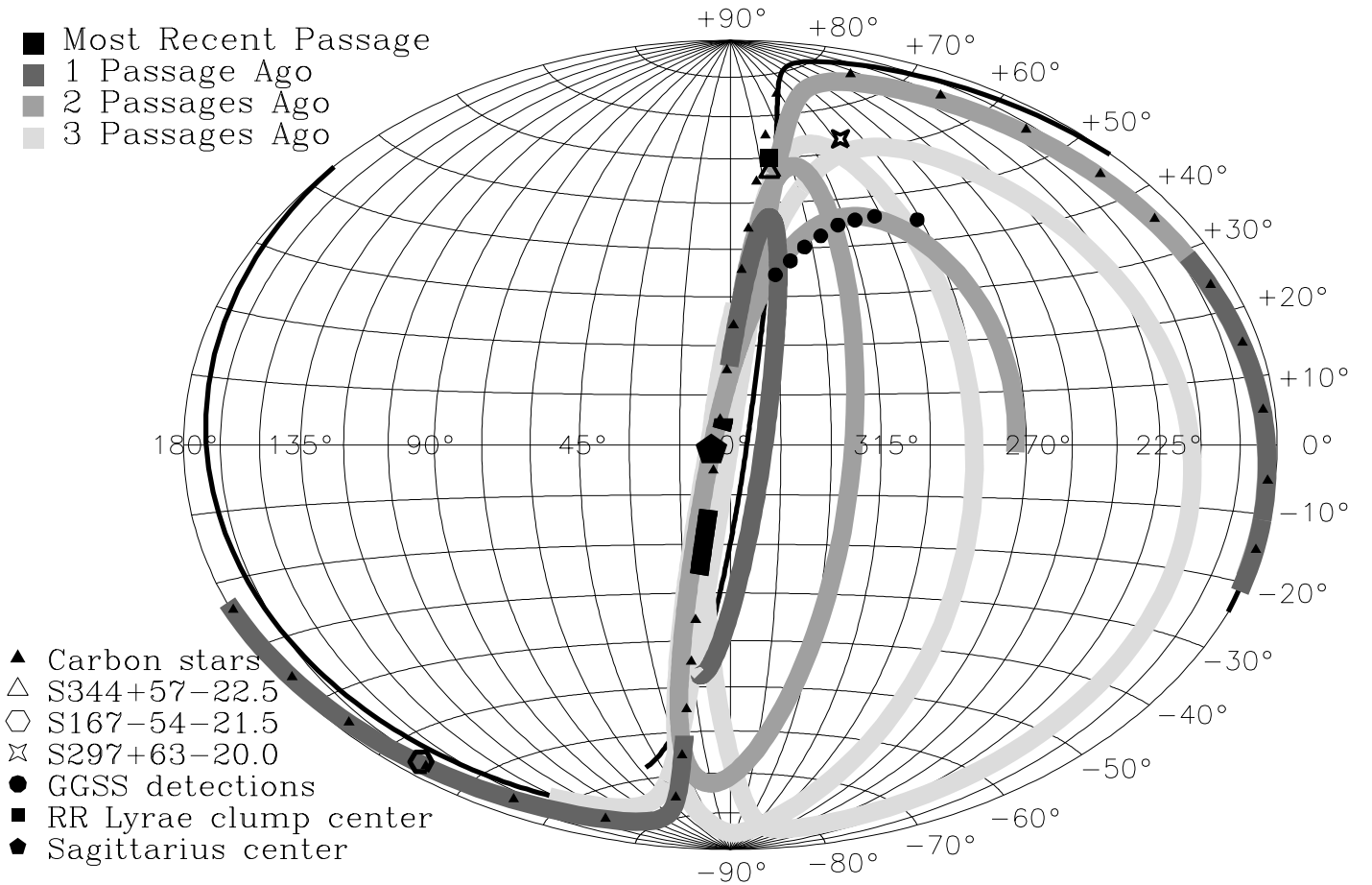


FIG. 3.— The positions of Sgr debris tails in (l, b) space from the Johnston (1998) semi-analytical model that best fits previous observations of tidal Sgr debris (see Johnston et al. 1999). The thin solid line traces the past motion of the Sgr dwarf. The proposed stream is most consistent with the debris stripped from Sgr “two passages ago”.

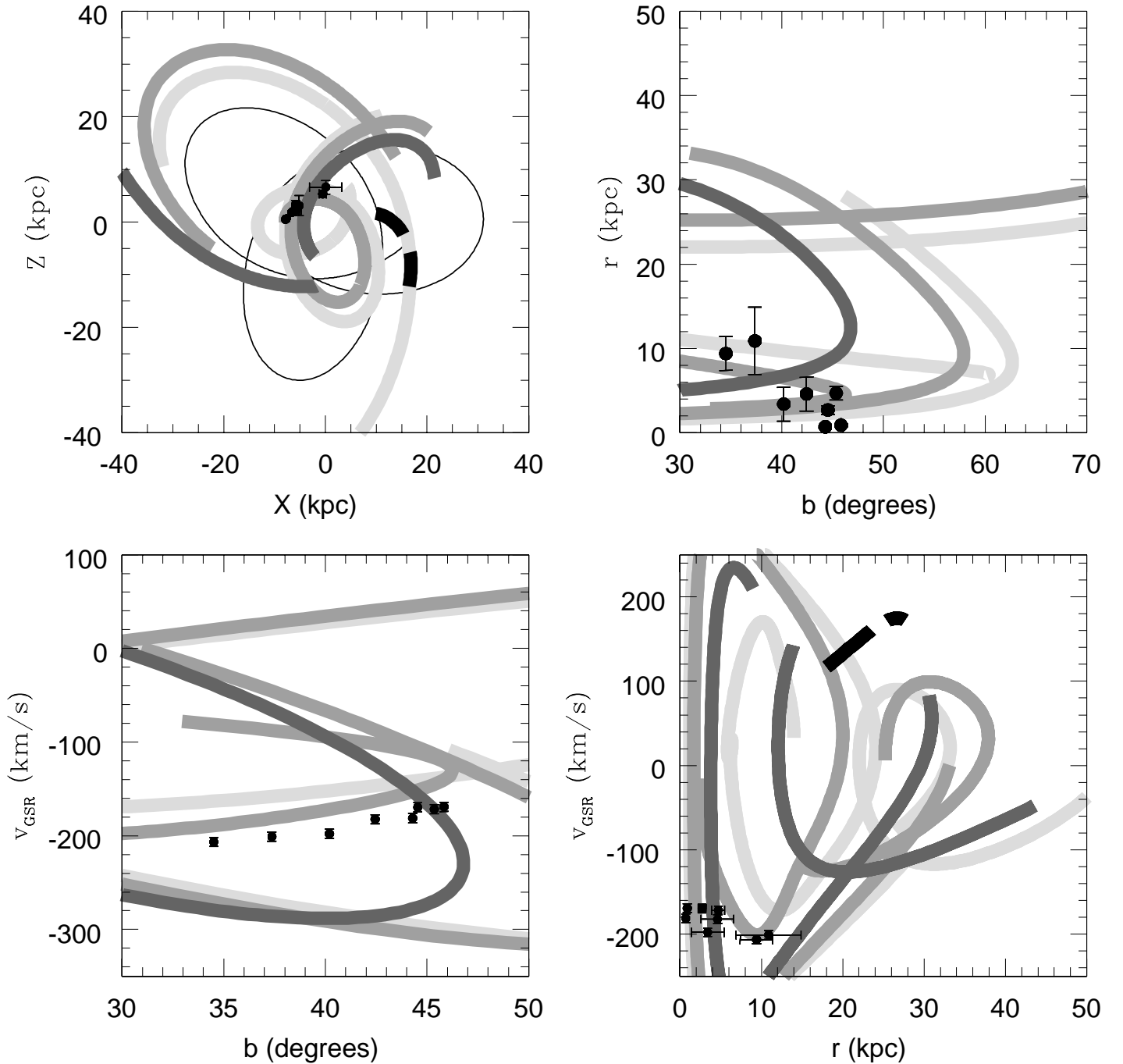


FIG. 4.— The tidal streams predicted by semi-analytical models, along with the data points for the proposed stream in various coordinate combinations. Lines as in Fig. 3. For clarity, the past orbit of Sgr is only shown in upper left plot. Top left: Galactic Cartesian coordinates X vs. Z , with the Galactic center at $(0,0)$. Top right: b vs. heliocentric distance. Bottom left: b vs. radial velocity corrected to the GSR system. Bottom right: Heliocentric distance vs. v_{GSR} . Only streams in the range $280^\circ < l < 370^\circ$ are shown for the b - r , and b - v_{GSR} plots in order to reduce confusion.