

# M giants in MACHO, DENIS and ISOGAL

I.S. Glass<sup>1</sup> and M. Schultheis<sup>2</sup>

<sup>1</sup>South African Astronomical Observatory, PO Box 9, Observatory 7935, South Africa (email: isg@sao.ac.za)

<sup>2</sup>Institut d'Astrophysique, 98 bis Blvd Arago, Paris, France

Submitted 2002; accepted 2002 August 1

## ABSTRACT

A ‘complete’ sample of 174 M giants classified by Blanco (1986) and later than subtype M0 in the NGC 6522 Baade’s Window clear field has been investigated to establish some general properties of cool Bulge stars. Photometric information has been obtained from the MACHO database to search for variability and, where possible, to determine periods. Near- and mid-IR magnitudes have been extracted from DENIS and ISOGAL.

Forty-six semi-regular (SR) variables and two irregular variables were found amongst the 174. Many M5 and all stars M6 or later show variation, whereas earlier subtypes (M1–M4) do not. The DENIS  $I - J$  and  $J - K_S$  colours and the luminosities of the M stars increase with M sub-class.  $K$  tends to increase with  $\log P$  among the M-type SR variables.

Almost all the variables were detected at  $7\mu\text{m}$  during the ISOGAL programme. Excess radiation at  $15\mu\text{m}$ , indicative of heavy mass-loss, is associated with high luminosity and late spectral type. The limit of sensitivity of the ISOGAL survey was such that the non-variables were not detected.

Four probable M stars not listed by Blanco (1986), two of which are semi-regular variables, were detected by ISOGAL.

In the case of doubly-periodic SR variables, the longer periods have  $K$ -mags which place them close to the ‘D’ line of Wood (2000) in a  $K$ ,  $\log P$  diagram. The unusual MACHO light curve of one particular star, Blanco 26, shows the commencement of a long-period variation with an anomalously short and sharp event and appears to rule out a pulsational model for this phenomenon.

**Key words:** Stars:variables:others, stars: AGB

## 1 INTRODUCTION

The Baade’s Window fields in the inner Bulge of the Milky Way galaxy offer the opportunity of studying a sample of galactic stars at a well-defined distance from the sun and with relatively low interstellar absorption.

The mira variable content of the NGC 6522 and Sgr I Baade’s Windows has been surveyed by Lloyd Evans (1976). A recent census of miras in Sgr I, which includes the results of blue and near-infrared photographic surveys as well as long-period stars found during the IRAS mid-infrared survey, has been given by Glass et al (1995). In the present work, the general population of M giants, including variables of lower amplitude than the miras, is studied in the NGC 6522 Window. A ‘complete’ sample of M stars from M1 to M8 in an annular field of  $42 \text{ arcmin}^2$  area surrounding the NGC 6522 cluster was obtained by Blanco (1986) using a grism attached to the prime focus camera of the CTIO 4m telescope. It should be noted that the classification into

M sub-types by Blanco (1986) is not quite on the Morgan-Keenan (MK) system, in that stars of M2 to M6 were stated to have been classified 1-2 subtypes too late by Terndrup, Frogel and Whitford (1990; see also below). Spectroscopy of all Blanco’s stars of subtype M6 or later was obtained by Sharples, Walker & Cropper (1990), who tabulated their radial velocities and their TiO (8415) and CaII (8662) line strengths.

Unlike the solar neighbourhood and the Magellanic Clouds, the galactic centre fields do not contain late-type C-rich giants. The relatively small Blanco (1986) field also does not include any miras. Lloyd Evans’ (1976) figures for the surface density of miras suggest that only about one could have been expected.

The ISOGAL survey (Omont et al., 2002) at 7 and  $15\mu\text{m}$  of sample fields along the Galactic Plane and within the Galactic Bulge included a ‘fiducial’ field around the globular cluster NGC 6522. Glass et al. (1999) showed that all stars later than M6 were detected, whereas M1 types were

arXiv:astro-ph/0208253v1 13 Aug 2002

not seen at all. It was found that many AGB stars besides the mira variables possess excesses at  $15\mu\text{m}$ , indicating that they are losing mass.

Glass, Alves et al. (2000; see also Alard et al., 2001) showed that nearly all the stars that were detected by ISOGAL in the NGC 6522 and Sgr I Baade's windows could be identified with late-type variables in the MACHO database. They studied approximately 300 stars that were seen in both the MACHO  $v$  and  $r$  colours as well as in both the ISOGAL bands at 7 and  $15\mu\text{m}$ . Almost all the non-miras were found to be semi-regular variables, with mass-loss rates that ranged from undetectable to  $\sim 5 \times 10^{-7} M_{\odot}\text{yr}^{-1}$ . Semiregular variables were seen to outnumber miras by at least 20:1 in these fields. They had periods ranging from 10-200 days and amplitudes which reached  $\sim 0.3$  mag at 100d period. A period of 70 days or more was found to be a necessary, though not a sufficient, condition for detectable mass-loss.

Schultheis and Glass (2001) examined the same sample of stars in the near infrared period-magnitude, period-colour and colour-magnitude diagrams derivable from the DENIS  $IJK_S$  dedicated survey of the galactic bulge (Simon et al., 2002, in preparation) and the 2MASS  $JHK_S$  survey. The Semi-regular variables inhabit the upper end of the  $J - K_S, K_S$  colour-magnitude diagram and their colours and magnitudes are seen to increase in a general way with period. The well-known separation between miras and late-type giants in the  $J - H, H - K$  diagram was shown to be primarily caused by the effect of water vapour absorption on the  $J - H$  colour index.

In this paper, we examine the complete Blanco (1986) sample of stars in the NGC 6522 field classified M1 or later for variability in the MACHO database to find the dependence of variability on spectral type. Because many of these stars fall within the area surveyed by ISOGAL they could also be examined for mass-loss. The previous work (Alard et al, 2001; Schultheis and Glass, 2001) dealt exclusively with stars detected in both MACHO ( $r$  and  $i$ ) and both ISOGAL ( $7\mu\text{m}$  and  $15\mu\text{m}$ ) bands and was heavily weighted towards stars with mass-loss. There are only 23 stars in common.

## 2 EXTRACTION OF MACHO DATA

### 2.1 Positions

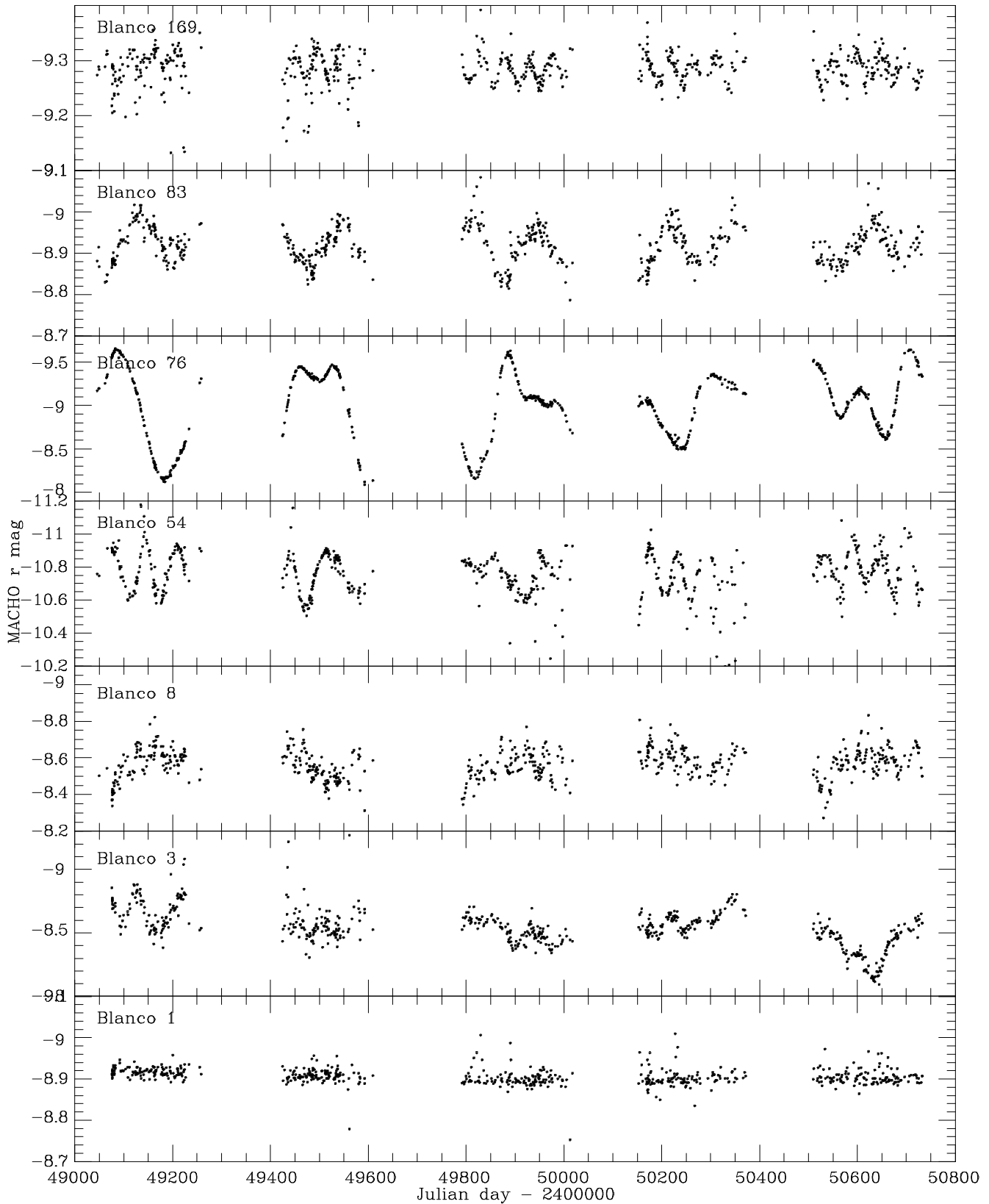
Blanco (1986) lists 174 stars of types M1–M8 near NGC 6522. Using his published finding chart, a Digitized Sky Survey FITS file of the area, containing World Coordinates, was used to extract positions for each object. The MACHO on-line database was then searched, over a small radius of a few arcsec surrounding each position, for red stars. The positions of the candidates, as given in the MACHO database, are included in Table 1. An overlay was created to check the positions against the Blanco chart for errors.

### 2.2 Variability

The  $r$  light curve and the Fourier spectrum of each object were plotted. Each light curve was examined by eye as well as by computer and generally any variability detected by machine could also be seen. The apparent 'noise' on the light curves was not constant, probably due to crowding, but it

**Table 1.** Baade's NGC6522 window M stars

Bl. No.	MACHO <sup>1</sup>	RA <sup>2</sup>	Dec	M ty.	Per(s)	Ampl(s)
1	091.3861	17.5	-30 01 26.01	1		
2	091.3867	17.7	-30 02 31.47	4		
3	091.3890	17.8	-30 02 29.50	6.5	irr 0.7	n.i.D.
4	091.3853	18.1	-30 03 11.02	6	11.4	0.05 :
5	091.3882	18.2	-30 01 28.58	1		
6	091.3863	18.3	-30 01 50.84	1		
7	091.3921	18.4	-30 02 35.20	3		
8	091.3885	18.7	-30 02 19.89	6	246	0.2 30.8 .05
9	091.3849	19.3	-30 03 18.91	3		
10	091.3864	19.5	-30 03 15.79	1		
11	091.3904	20.0	-30 01 10.36	2		
12	091.3841	20.2	-30 00 41.23	3	39.1	0.15
13	091.3857	20.6	-30 01 46.34	1		
14	091.3891	21.0	-30 02 43.20	4		
15	091.3964	21.2	-30 01 50.45	1		
16	090.3749	21.5	-30 04 19.18	2		
17	091.3854	21.5	-30 03 20.66	4		
18	091.3881	21.8	-29 59 46.99	1		
19	090.3744	21.9	-30 03 52.34	3		
20	092.4036	21.9	-29 59 23.42	3		
21	091.3856	21.8	-30 01 21.64	3		
22	090.3720	22.0	-30 04 29.95	4		
23	091.3858	22.3	-30 00 39.05	4		
24	091.3839	22.3	-30 02 56.05	6	51.4	0.2
25	091.3844	22.8	-30 03 07.83	2		
26	091.3879	23.0	-30 03 19.59	6	344	0.35, 27 0.1
27	221.173	23.7	-30 02 10.50	2		
28	221.80	23.9	-30 00 05.84	5	48.6	0.1, 399.1 0.6
29	221.75	23.9	-30 03 20.08	2		
30	221.111	23.9	-30 00 47.98	2		
31	222.2570	23.9	-29 59 25.74	6.5	66.4	0.3
32	221.216	24.1	-30 02 05.12	1		
33	221.118	24.3	-30 01 42.20	2		
34	220.61	24.4	-30 04 15.87	6.5	34.3	0.15
35	220.102	24.5	-30 04 39.10	6	15.2	0.1
36	222.2522	25.1	-29 59 16.8	6	66.2	0.1
37	221.109	25.1	-30 01 21.03	1		
38	221.104	25.2	-29 59 48.3	6	25.7	0.2
39	222.2546	25.7	-29 58 47.0	6	very noisy	
40	221.165	26.9	-30 01 45.48	2		
41	220.151	26.9	-30 04 25.82	1		
42	221.84	27.1	-30 03 08.49	2		
43	221.190	27.1	-30 02 10.63	1		
44	222.2505	27.1	-29 59 07.63	1		
45	221.126	27.2	-30 01 03.27	6	749	0.3 71.2 0.2
46	220.86	27.3	-30 04 34.4	4		
47	221.55	27.4	-30 02 25.76	5	16.3	0.1
48	220.98	27.6	-30 04 21.92	1		
49	221.93	27.7	-30 00 56.34	1		
50	221.112	27.7	-30 00 17.82	1		
51	222.2534	28.2	-29 58 58.43	4		
52	220.129	28.2	-30 04 10.60	1		
53	221.155	28.8	-30 02 27.51	7	20.3	0.15
54	221.45	29.2	-30 02 48.98	1	60.3	0.4 composite?
55	221.263	29.2	-30 03 23.75	1		
56	220.74	29.3	-30 05 43.69	1		
57	222.2540	29.3	-29 59 39.73	7	aperiodic	0.4 amp
58	220.63	29.5	-30 05 34.04	5		
59	220.176	29.6	-30 05 08.69	1		
60	221.64	30.0	-30 03 14.90	2		
61	222.2501	30.0	-29 58 21.47	5	40.7	0.2
62	222.5697	30.5	-29 58 35.71	2	19.6	.05 n.i.D.
63	221.81	30.6	-30 00 50.97	6	395	0.4, 73.9 0.2
64	221.91	30.7	-30 00 28.10	3		
65	222.2573	31.0	-29 59 02.6	7	61.8	0.2



**Figure 1.** Various MACHO (instrumental) *r*-band light curves. (1) Typical non-variable, (3) aperiodic variable, (8) typical variable with long [246d] and short [31d] periods, (54) classified by Blanco as M1 but possibly a later-type or composite [60d], (76) largest-amplitude variable [207d], (83) Regular variable of long period [135d], (169) Regular ‘SR’ variable of shorter period [48d]. The magnitudes are on the natural system of MACHO, i.e., they have not been corrected for zero points.

**Table 2.** Baade's NGC6522 window M stars *contd.*

Bl. No.	MACHO <sup>1</sup>	RA <sup>2</sup>	Dec	M ty.	Per(s)	Ampl(s)
66	221.44	31.7	-30 00 44	3		
67	222.2541	31.6	-29 59 11	1		
68	220.108	31.9	-30 04 09	2		
69	221.56	32.0	-30 00 29	6	331 0.2	43.6 0.1
70	220.81	32.3	-30 04 44	6	25.8	0.1
71	221.87	32.3	-30 03 32	4	17.3	0.05
72	222.2523	32.8	-29 59 39	3		
73	220.192	33.2	-30 05 08	1		
74	220.132	33.2	-30 04 41	3		
75	220.89	33.3	-30 05 23	7	575, 0.1	70.0 0.15
76	222.2518	33.2	-29 59 11	6.5	207	1.0
77	221.77	33.7	-30 03 31	3	50.7	0.02 :
78	220.33	33.7	-30 03 57	2		
79	222.2547	33.9	-29 59 22	1		
80	220.65	34.1	-30 05 17	6	16.6	0.05
81	221.178	34.1	-29 59 59	8	120.5	0.3
82	221.298	34.4	-30 00 17	2		
83	221.154	35.0	-29 59 49	5	135.5	0.1 regular
84	220.31	35.1	-30 05 25	5		
85	222.2536	35.1	-29 59 09	1		
86	222.2499	35.2	-29 58 13	1		
87	221.135	35.3	-30 00 01	1		
88	220.119	35.7	-30 04 39	1		
89	220.126	35.6	-30 04 00	1		
90	220.42	35.8	-30 05 23	2		
91	222.2548	35.8	-29 58 35	1		
92	222.2557	36.0	-29 58 58	6.5	28.5	0.1
93	221.97	36.0	-30 00 22	1		
94	221.138	36.5	-30 00 40	5		
95	221.85	36.9	-30 03 31	1		
96	222.2503	37.0	-29 58 47	4		
97	220.79	38.4	-30 04 16	1		
98	220.122	38.9	-30 04 38	2		
99	221.228	38.9	-30 03 35	2		
100	221.103	39.0	-29 59 53	1		
101	222.2502	39.0	-29 58 26	4		
102	221.121	39.3	-29 59 50	1		
103	222.2526	39.6	-29 58 24	1		
104	221.114	39.7	-30 00 52	2		
105	222.2511	39.7	-29 58 48	3		
106	221.136	40.5	-30 03 28	2		
107	222.2532	40.4	-29 59 11	1		
108	221.158	40.8	-29 59 58	1		
109	220.58	41.2	-30 05 03	1	noisy .3	
110	221.62	41.3	-30 03 00	3		
111	351.88	41.3	-29 59 53	1		
112	352.2211	41.5	-29 59 21	4		
113	350.108	41.8	-30 04 39	1	noisy .2	
114	351.212	42.2	-30 02 39	2		
115	351.98	42.2	-30 01 13	2		
116	350.70	42.5	-30 04 59	4		
117	351.136	42.6	-30 03 37	2		
118	351.22	42.6	-30 02 50	1		
119	351.36	42.6	-30 00 07	5	18.5	0.05
120	352.2218	42.7	-29 58 59	3		
121	352.2247	43.2	-28 58 42	1	n.i.D.	
122	351.76	43.4	-30 03 24	1		
123	351.150	43.5	-29 59 57	1		
124	350.124	43.8	-30 05 17	7	561	0.2, 71.6 0.1
125	351.135	43.8	-30 00 45	2		
126	351.20	44.0	-30 02 21	6	127.2	0.5, 80.0 0.15
127	350.250	44.3	-30 03 43	7		
128	352.2220	44.5	-29 59 29	2		
129	350.34	45.1	-30 04 57	3		

**Table 2.** Baade's NGC6522 window M stars *contd.*

Bl. No.	MACHO <sup>1</sup>	RA <sup>2</sup>	Dec	M ty.	Per(s)	Ampl(s)
130	352.2206	45.1	-29 58 47	3		
131	350.42	45.5	-30 05 18	3		
132	351.46	45.3	-30 01 33	5	35.6	0.15
133	351.14	45.5	-30 03 00	4	bright, noisy	
134	350.75	45.5	-30 04 33	6	529	0.1, 53.4 0.1
135	351.217	45.2	-30 00 40	1		
136	351.153	45.5	-30 00 09	3		
137	351.35	46.2	-30 02 24	6.5	188.1	0.3
138	352.2239	46.0	-29 59 13	7	173.5	0.3
139	350.57	46.5	-30 03 54	5	irr var?, < 0.05	
140	351.66	46.4	-30 00 48	2		
141	351.100	46.4	-30 01 38	2		
142	351.64	46.6	-30 02 27	6.5	23.7	0.15
143	351.103	46.8	-30 02 45	4		
144	351.48	47.0	-30 02 02	3		
145	351.111	47.4	-30 02 10	1		
146	351.79	47.4	-30 03 37	6.5	24.1	0.1
147	351.84	47.4	-30 01 22	2		
148	350.109	47.6	-30 04 06	5		
149	352.2221	47.6	-29 59 16	4		
150	351.140	48.9	-30 01 33	1		
151	351.42	48.0	-30 00 38	5		
152	351.39	48.2	-30 01 03	3		
153	351.83	48.6	-30 00 33	2		
154	351.63	48.5	-29 59 47	6.5	219.3	0.2, 67.9 0.15
155	352.2197	49.1	-29 59 35	3		
156	351.112	49.6	-30 03 41	1		
157	352.2241	49.4	-29 59 41	2		
158	351.62	49.8	-30 01 35	3		
159	351.41	49.9	-30 02 23	1		
160	351.15	49.9	-30 03 00	2		
161	351.28	50.1	-30 03 14	5	22.7	32.3 eq. amps., ~ 0.1
162	351.65	50.5	-30 02 20	4		
163	351.21	50.9	-30 01 52	3	23.2	0.05
164	351.40	51.1	-30 00 14	2		
165	351.131	51.1	-30 00 37	1		
166	351.34	51.2	-30 01 43	2		
167	351.55	51.2	-30 01 21	2		
168	351.134	51.5	-30 01 00	1		
169	351.57	52.0	-30 02 02	1	48.0	0.05 regular
170	351.138	52.1	-30 03 03	2		
171	351.29	52.2	-30 03 33	5	471	0.1, 34.4 .06, 25.6 .05
172	351.37	52.6	-30 01 23	6	44.7	0.05
173	351.121	52.9	-30 01 59	6	31.9	0.15
174	351.80	53.4	-30 02 08	2		

Notes:

Positions are epoch 2000

<sup>1</sup> The full MACHO number is prefixed by 119.20, e.g. 119.20091.3861 for Blanco 1.<sup>2</sup> Seconds of Right Ascension. Add 18<sup>h</sup> 03<sup>m</sup>

n.i.D. = Not in DENIS

is believed that periodic or near-periodic variations of 0.03 mag or more peak-to-peak would all have been detected. Because of the seasonal nature of the data, the analysis may have been somewhat less reliable at longer periods (> 100d).

The Alard et al (2001) data cover six observing seasons, while the initial web-based set of data used here covers only five. The periods given by Alard et al (2001) represent the highest amplitudes seen in the summed Fourier spectra for

each individual season (for  $\log P < 2.2$ ), whereas in this work the entire series of observations for each star was analysed at the same time. The photometry was plotted according to phase for the main period found and the average amplitude at that period was estimated by eye. It should be accurate to about 0.1 mag.

Generally, more attention has been paid to secondary periods and long-period components than in the Alard et al work. In some cases, the data were pre-whitened by removing the main component of variation in order to make the minor components more easily recognizable. This procedure is not very satisfactory when the amplitudes are not constant. The resultant periods and amplitudes are given in Table 1.

Altogether 48 Blanco stars were found to be variable (see Table 2). The early (Blanco M1–M4) subtypes are only rarely seen to vary at the level we can detect whereas variability becomes ubiquitous for the later subtypes (M5–M8). Of the variables, 46 showed some degree of coherence throughout the series of observations and can therefore be considered to be SRa type, as judged by eye from light curves phased according to the derived periods. Only two seemed to be completely lacking in long-term coherence for any period. The reality of the shortest period given in Table 1, 11.4 days for Blanco 4, is somewhat doubtful, but other short periods around 15 days seem to be well-established.

Various previous studies have sought to determine the dependence of variability on spectral type. Jorissen et al (1997) suggested that variability at a low level is ubiquitous in late-K and early-M giants. Henry et al (2000) demonstrated short-term variability at about the 0.01–0.02 mag level in M0 giants. This level is probably not detectable in the MACHO data. Koen & Laney (2000) examined the Hipparcos data for nearby late-type stars in the solar neighbourhood and found evidence for variability, usually with amplitude  $< 0.1$  mag, in many early-M type stars. However, Kerschbaum, Lebzelter & Lazaro (2001) have observed some of these from the ground and question whether the shortest periods seen (i.e.  $< 10$ d) might not be artefacts of the Hipparcos data.

### 2.2.1 Notes on individual stars

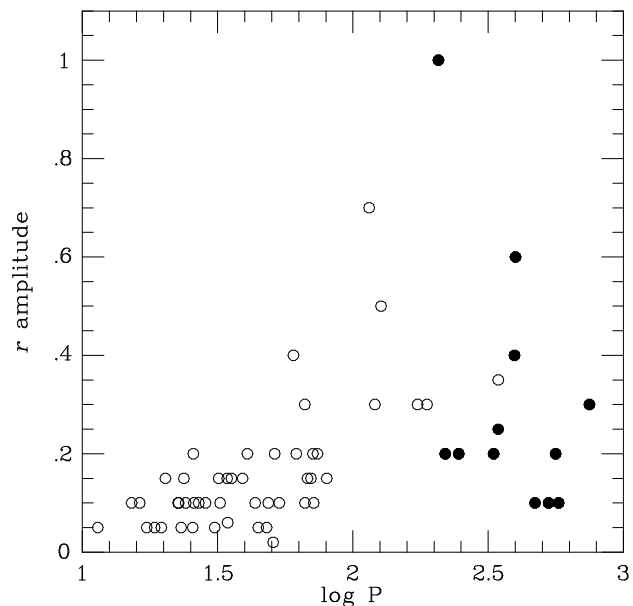
Most of the periods agree quite well with the Alard et al (2001) results. The differences that occur appear mainly to be due to the additional season of data in the latter and appear to reflect the irregularity of the variations that are being measured. The following are the most striking examples:

Blanco 3. This is a highly irregular star (see Fig 1) in which Alard et al found a period of 115d to have the highest amplitude. It does not appear to show any persistent period.

Blanco 4. Alard et al found a period of 80 days with an amplitude 0.1 mag. The present data may support a period of 11.39d with a very small amplitude of about 0.02 mag.

Blanco 38. The Alard et al period of 37.4 d has a slightly smaller amplitude than the period of 25.7d, found in this work.

Blanco 39. The MACHO website programmes did not appear to extract the light curve of this star correctly; the



**Figure 2.** MACHO  $r$  amplitudes as a function of  $\log P$ . Some stars have both short and long periods and the longer periods are represented here by filled circles.

data appearing to be very noisy. The Alard et al value for the period is used.

Blanco 57. This very irregular variable shows periods of 502, 171 and 97 days, none of which agree with the Alard et al period of 118.9d.

Blanco 138. Alard et al give 119d.

### 2.3 $r$ amplitudes

The average  $r$  amplitudes of the variables increase with  $\log P$  (fig. 2). In this diagram, when stars have both short and long periods, the short periods follow the trend of the singly-periodic variables.

## 3 CROSS-CORRELATION WITH DENIS

The DENIS database of  $IJK_S$  magnitudes was searched for the 174 Blanco stars. A search radius of  $3''$  was used (the astrometric precision of the DENIS positions is expected to be  $\sim 1''$ ). Counterparts were not found for Blanco 2 (very close to Blanco 3 in position) and Blanco 121. The latter was classified M1 by Blanco (1986).

Figure 3 shows a plot of DENIS  $K_S$  mag vs M subtype for the stars that were identified. The variables are also indicated. There is a steady increase in average  $K_S$  flux, and therefore luminosity, with spectral sub-type in this sample, from the early to the later types. A few outlying stars may be in front of or behind the main Bulge population. The three brightest stars of type M6 and the brightest of type M6.5 have  $I \leq 11.8$ , according to Sharples et al (1990), which places them within a group having low velocity dispersion that lies in the foreground.

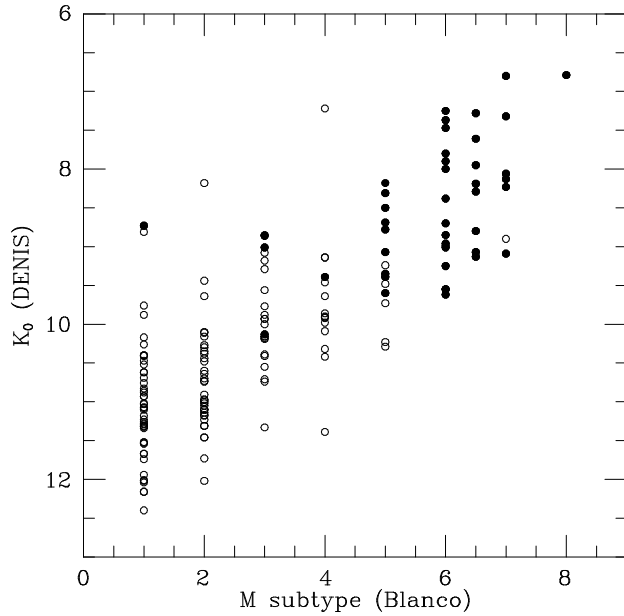
Stars of Blanco (1986) type M6 or later were all found to be variable, as were the most luminous of the M5 group. The earlier types were, with only a few exceptions, not seen

**Table 3.** Variability and Blanco spectral sub-class

Blanco class	not variable	variable
M1	51	2 <sup>1</sup>
M2	34	1
M3	20	3
M4	15	1
M5	5	9
M6	0	16 <sup>2</sup>
M6.5	0	9
M7	1	6
M8	0	1

<sup>1</sup>Includes Blanco 54 (possible a composite object of M1 + something else).

<sup>2</sup>Includes Blanco 39 (noisy), which may or may not be variable.

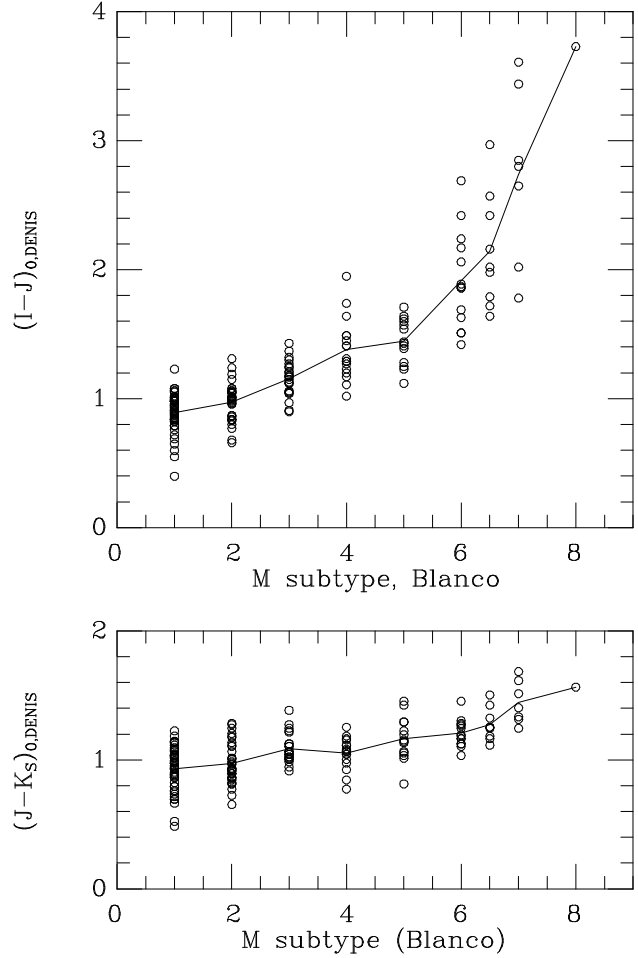


**Figure 3.** DENIS  $K_S$  mag vs spectral type for the complete sample. Known variables are denoted by filled circles. No corrections for interstellar absorption have been applied

to vary. Amongst the exceptions, Blanco 54 (classified M1), appears more luminous than others of the same spectral type in  $K_S$  and also in Blanco’s (1986) original list of  $V$  mags. Its light curve (fig. 1) is suggestive of a later type than M1. Its DENIS  $(I - J, J - K_S)_0$  colours of (1.23, 1.01) suggest M2–M3. It may a superimposition of an early and a late-type star.

Variability can be seen to be associated with both high luminosity and late spectral type. It is not clear which of these should be regarded as the most fundamental. The tip of the Red Giant Branch is usually considered to be  $K \sim 8.2$  (e.g., Tiede, Frogel & Terndrup, 1995; Omont et al, 1999) and it is clear that variability extends to fainter magnitudes than this. However, AGB stars also occur at these luminosities and cannot be distinguished from RGB stars.

The relation of DENIS  $I - J$  and  $J - K_S$  colours to Blanco (1986) spectral type, at least for the M giants in Baade’s NGC 6522 Window, is shown in Fig 4. The colours have been corrected for  $A_V = 1.45$  mag (see Glass et al, 1999), or  $E_{I-J} = 0.50$  and  $E_{J-K_S} = 0.23$ . A strong increase



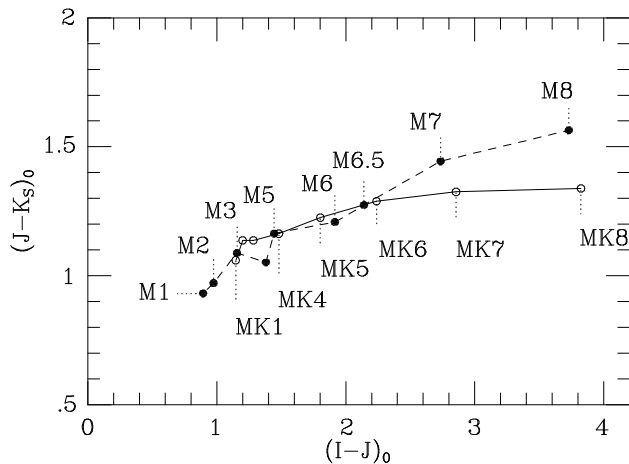
**Figure 4.** DENIS colours vs Blanco (1986) spectral types for Baade’s Window stars. The lines represent the average values. See text concerning relation of Blanco to MK spectral types. Interstellar absorption corrections corresponding to  $A_V = 1.45$  mag have been applied.

is noticeable in  $I - J$  colour towards later spectral types. The average de-reddened colours are tabulated in Table 3.

A comparison can be made between the average DENIS colours for each Blanco spectral type and synthetic colours for stars with MK spectral types that have been measured spectrophotometrically by Lançon and Wood (2000). Fig 5 shows the result. The two sets of stars for the most part occupy the same locus, but the Lançon and Wood colours are somewhat redder than the Blanco ones for earlier spectral sub-types. As mentioned, Terndrup et al (1990) stated that subtypes from M2 to M6 were classified 1-2 subtypes too late, but we now see that this problem extends from M1 to M6. Stars with the latest spectral subtypes of M7 and M8, although agreeing in  $I - J$ , do not have the same  $J - K_S$ ; this effect may be due to increased mass-loss from the Bulge stars when compared to the Solar neighbourhood.

### 3.1 Period- $K_S$ trend for NGC 6522 SRVs

The  $K_S$  mag, log  $P$  diagram for the variables is shown in Fig 6. Several stars have two periods (or even more). In these cases, the longer periods are shown as filled circles.



**Figure 5.** Comparison of average DENIS colours of stars having Blanco (1986) spectral types (M1–M8, dashed line) with synthetic DENIS colours derived from spectrophotometric measurements of solar neighbourhood stars with MK types (Lançon and Wood, 2000; MK1–MK8, continuous line).

**Table 4.** Average de-reddened DENIS colours

Blanco M subclass	no.	$(I - J)_0$	$(J - K_S)_0$
1	47	0.893	0.932
2	35	0.974	0.971
3	23	1.156	1.088
4	17	1.380	1.052
5	14	1.444	1.164
6	14	1.915	1.208
6.5	9	2.140	1.274
7	7	2.735	1.444
8	1	3.729	1.564

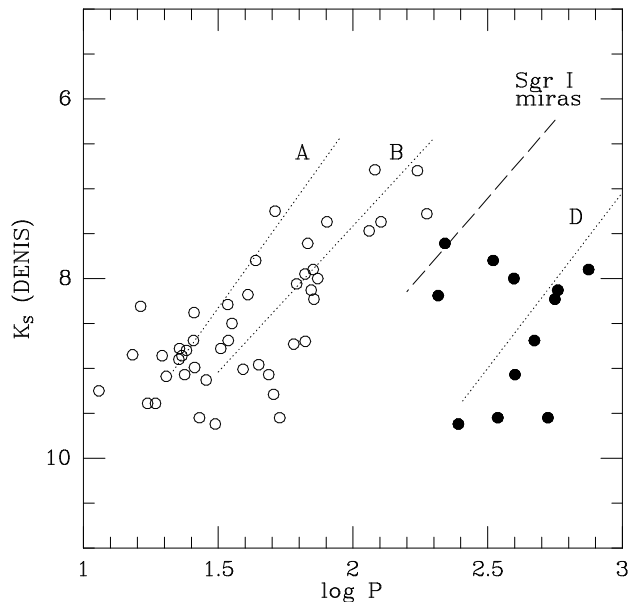
There is an obvious tendency of the  $K_S$  mag to increase with period, if the single-period stars and the short periods of the double-period stars are considered.

Wood (2000) has found that the SRVs in the LMC fall on a number of parallel tracks in the  $K_S$ ,  $\log P$  diagram (see fig. 6). Similar results have been reported by Cioni et al (2001) using DENIS and EROS results. Wood (2000) interprets his tracks in terms of pulsation modes, where the Mira sequence is the fundamental mode and the two sequences at shorter periods are overtones. Track D (see next section) is thought to be an effect arising from a close companion.

Because of the depth of the Bulge in the line of sight, any intrinsic tendency of its SRVs to lie along Wood’s sequences may not be obvious. For example, the miras in the nearby Sgr I Baade’s Window of the Bulge show a dispersion from the  $K_S$ ,  $\log P$  relation of 0.35 mag, which is much greater than the 0.13 mag found for O-type miras in the Large Magellanic Cloud (Glass et al, 1995, Glass in preparation). The increased scatter has been ascribed, at least in part, to the finite thickness of the Bulge.

### 3.2 The long periods

The longer periods of the doubly-periodic SRVs are close to Wood (2000)’s line D, which is followed by the longer periods of the similarly behaved AGB stars in the LMC. The nature of the variation giving rise to this line is not yet understood.



**Figure 6.** DENIS  $K_S$  mag vs  $\log P$  for the variable stars in the sample. Some stars have both a long and a short period and the longer periods are represented here by filled circles. The dashed line is the relation for Sgr I miras from Glass et al (1995). Wood’s (2000) lines A, B and D for SRVs in the LMC are also shown, adjusted for differences in reddening ( $\Delta K_S = 0.13$ ) and distance modulus ( $\Delta dm = 3.9$ ). Wood’s line C is similar to that for the Sgr I miras.

It cannot be a pulsational mode if the mira sequence is that of fundamental mode pulsators. Binarity may be involved as a mechanism because the periods appear to be stable and about appropriate to the orbit of a cool companion or giant planet in the outer part of the atmosphere of a late-type M giant. Some evidence for this possibility, based on radial velocity measurements, has been presented by Wood, Axelrod and Welch (2001). Struck and Willson (2002) have discussed the wake dynamics that might be caused by a brown dwarf or planet orbiting within the extended atmosphere of a mira variable, but they do not predict the type of variation observed here.

Figure 7 shows the interesting case of a star (Blanco 26 = BMB<sup>\*</sup> 95) in which a long-timescale variation of about 344d period seems to commence suddenly. This phenomenon is not seen in other published light curves, in which the long-period variability is always present. The first dip of Blanco 26, at  $\sim (JD - 2400000) + 49560$ , is merely a short event of a few days duration. This brief and steep-sided drop in brightness seems to be incompatible with a pulsational explanation for the light curve. It was possibly caused by a short-lived outburst of obscuring material. The following minimum, at 49900, again shows a sudden decline but is followed by a slow recovery. The minima at 50250 and 50600 are almost symmetrical and the last two observed show a shortening rise time. The periodic occurrence of the dips suggests that the obscuring material may be in orbit, shepherded by a compact star, or that its production may be stimulated at the periastron of a binary system, possibly a precessing one.

\* Blanco, McCarthy and Blanco, 1985

As is well known, a loosely-bound cloud of particles with significant velocity dispersion can be expected to spread with time along the orbit, and this may explain the evolution of the phase-dependence of the obscuration with time.

A short-period pulsation of about 27 days persists throughout the data and can be seen in each season's data when analysed separately.

The  $b - r$  colour of this star becomes redder when it is faint. This could be the result of increased circumstellar obscuring material which, if it resembles interstellar grains, is expected to have a greater effect at short wavelengths than at long ones. Similar behaviour is seen in the light curves of two other galactic double-period SRs, MACHO 113.18154.26 and 113.18285.65, illustrated in Alard et al (2001). The  $r$  light curves of the double-period SRVs in the LMC (Wood et al., 1999) show that the long periods also persist throughout the interval over which the data are taken. The variations are, in general, not sinusoidal and can sometimes be sawtooth-shaped. The long-period minima can be short or long (up to  $\sim 0.3$  times the period). A comparison with their  $b$  light curves shows that they also have colours which are redder when faint.

ISOGAL  $15\mu\text{m}$  photometry of the galactic stars mentioned above was obtained around JD 2450876. Two, Blanco 26 and MACHO 113.18154.26, do not show pronounced infrared excesses, whereas MACHO 113.18285.65 has  $[7] - [15] = 1.3$ . In other words, there is no clear association of the double-period phenomenon with high mass-loss. It is also possible that the obscuration could be due to a TiO cloud in orbit. This possibility should be easy to check by spectroscopy. The light minima of RCB stars are believed to be caused by the expulsion and rapid condensation of carbon vapour.

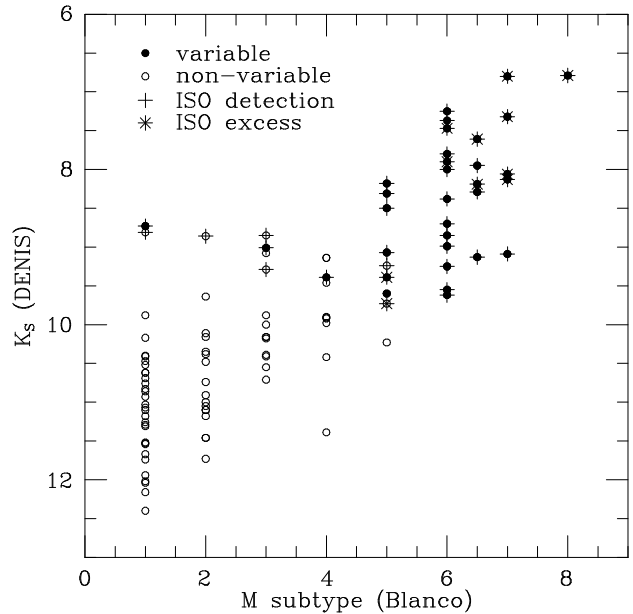
## 4 BLANCO STARS AND ISOGAL

### 4.1 ISOGAL objects in the Blanco field

Glass et al (1999) found that nearly all the ISOGAL stars in the Blanco field correspond to late-type M giants. The boundaries of the ISOGAL survey fields are now more conservatively defined to avoid the unreliability associated with their jagged edges.

The Blanco star positions were cross-correlated visually with the latest version of the ISOGAL Catalogue, PSC1.0 (see Schuller et al, 2002), using overlays. Somewhat more than half of the Blanco field overlaps the ISOGAL NGC 6522 field. About 70 Blanco objects lie outside. Thirty-seven Blanco stars (including no. 54) were detected by ISOGAL, almost all of them variables with sub-types of 5 or later (see Table 4 and Fig. 8). Five Blanco stars detected by ISOGAL were non-variables.

As expected, the reddest stars in  $K_S - [15]$  and  $[7] - [15]$  are associated with the longest periods ( $\log P > 1.8$ ) and late spectral types (M5 and later). These objects have  $15\mu\text{m}$  excesses almost certainly attributable to dust. However, there are also stars of late M types (M5, M6 and M6.5) which do not show  $15\mu\text{m}$  excesses. The larger sample of stars considered by Alard et al (2001) shows the trend more clearly. It should be remembered that the ISOGAL and DENIS surveys were not simultaneous. However, because the am-



**Figure 8.** DENIS  $K_S$  vs spectral type for Blanco stars in the area common with that covered by the ISOGAL PSC1.0 Catalogue. Stars detected by ISO are distinguished as are those with  $[7] - [15] > 0.50$  (ISO excess). The excesses, implying high mass-loss rates, are confined to the most luminous objects, having late spectral sub-types. The two non-variable M5 stars appearing to possess excesses are probably marginal detections with high expected errors at  $15\mu\text{m}$ .

**Table 5.** ISOGAL Detection rate vs Blanco spectral sub-class (PSC1.0 catalogue only)

Blanco class	detected	not detected
M1	1	33
M2	1	16
M3	3	10
M4	4	4
M5	5	2
M6	12	0
M6.5	5	0
M7	4	0
M8	1	0

Note: The following Blanco objects are not counted in this table: Blanco 2 (too close to Blanco 3 for ISOCAM to detect separately) Blanco 54 (possible a composite object of M1 + something else)

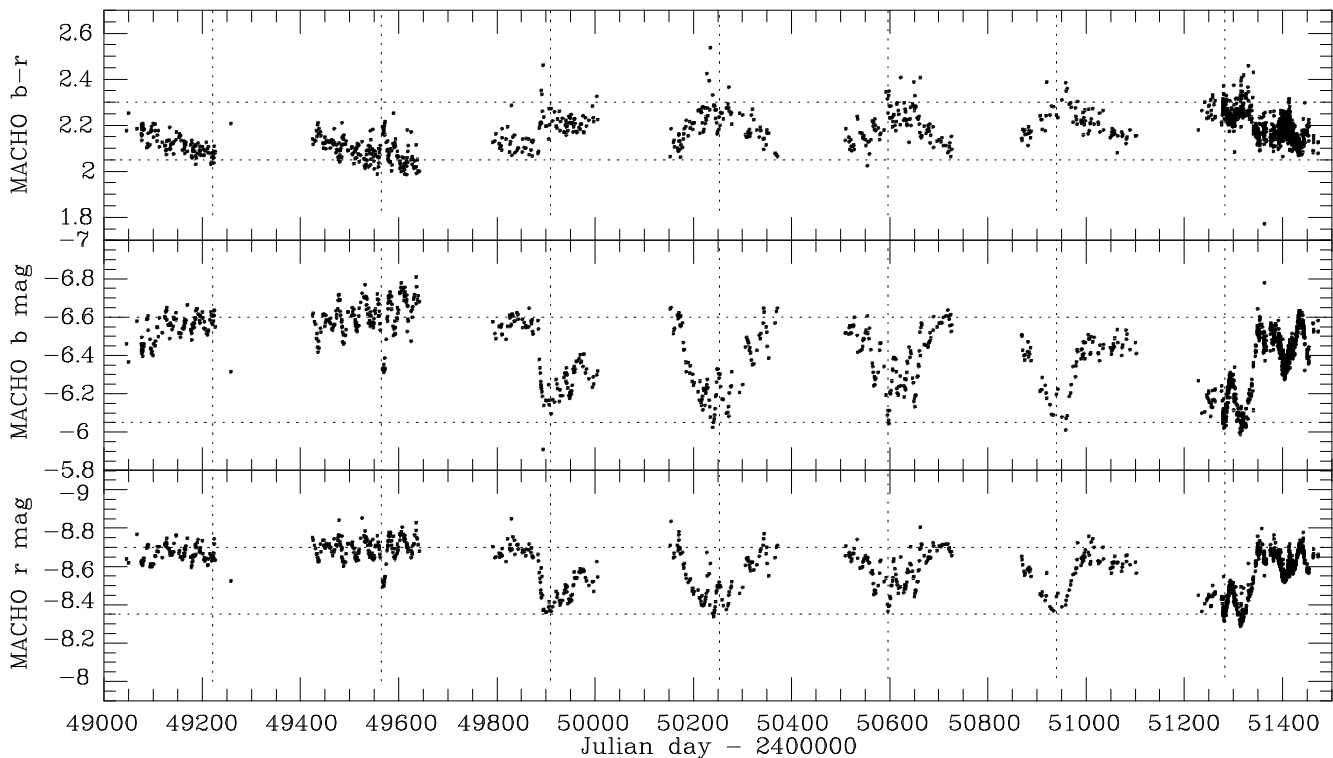
plitudes of variation were small for the stars that we are considering, the  $K_S - [7]$  colours can be of value.

#### 4.1.1 Notes on non-variables and individual stars

The non-variables detected by ISOGAL were Blanco 22(4), 46 (4), 58(5), 86 (1) and 101 (4), where the spectral subtypes are given in brackets. The detection of early sub-types is not common. These particular stars are among the brightest members of their spectral sub-classes and close to or above the threshold level for detection by ISOGAL at  $7\mu\text{m}$ . They may be foreground objects or misclassified.

In addition to those discussed above, seven more Blanco stars not included in the PSC1.0 Catalogue were detected by ISOGAL. They are situated at the edge of the field where





**Figure 7.** MACHO light curves of Blanco 26 (=ISOGAL-PJ180323.0–300319), a star in which a long-timescale variation ( $\sim 344$ d) suddenly commences. The instrumental magnitudes have been plotted; i.e., no zero-points have been applied. The vertical dotted lines are placed at intervals of the period. The short-lived event at JD  $\sim 2449560$  appears to be real, with small errors in the MACHO data. The horizontal dotted lines are rough fits by eye. These data are taken from a later release which covers seven observing seasons.

**Table 6.** Non-Blanco ISOGAL detections

ISOGAL-PJ	$I$	$J$	$K_S$	[7]	[15]
180320.7-300138	12.44	10.95	10.04	9.22	
180323.6-300159	11.71	10.18	9.02	8.57	
180326.8-300131	11.46	10.30	9.02	9.29	
180327.4-300240	12.08	10.52	9.56	9.34	
180328.7-300356	12.0	10.68	9.55	9.16	
180328.9-300335	10.71	9.42	8.51	8.41	
180329.6-300109	12.31	9.51	7.96	7.42	6.84

the data are less reliable. They are Blanco numbers 75, 84, 118, 126, 132, 151 and 154.

#### 4.1.2 Non-Blanco ISOGAL stars

Forty-eight ISOGAL sources were within the annulus specified by Blanco and nine of these were not listed by Blanco. Of these nine, ISOGAL-PJ180340.6–300002 and ISOGAL-PJ180344.2–295845 are not detected at  $7\mu\text{m}$  or at the DENIS wavelengths and are faint on the Blanco chart. They are also near the limit of detection at  $15\mu\text{m}$  and may not be real.

The remaining seven (see Table 5) are bright on the Blanco chart. ISOGAL-PJ180329.6–300109 was detected at both ISOGAL wavelengths. Its MACHO light curve shows that it is a SRV with period 83d and amplitude 0.4 mag in  $r$ . Its DENIS colours suggest a spectral type around Blanco M5. ISOGAL-PJ180323.6–300159 is also a SRV, with  $P=34$ d and amplitude  $\sim 0.05$ . In this case, the DENIS colours suggests a Blanco type about M2–3. Two other stars have in-

frared colours corresponding to early Blanco M-type. They are ISOGAL-PJ180326.8–300131 (noisy MACHO trace) and ISOGAL-PJ180328.7–300356, which do not show significant variability.

The other three objects were detected at 7 but not at  $15\mu\text{m}$ . ISOGAL-PJ180328.8–300335, is a photometric standard star mentioned by Arp (1965), with  $V=12.74$ ,  $B-V=0.53$ .

A clear implication of the discovery of four new probable M stars in this field is that the Blanco (1986) survey is not quite complete. These stars are among the brightest at  $I$  in the field and may have been saturated on Blanco’s grism plate. In some cases there may have been confusion due to crowding of images.

#### 4.1.3 Variable Blanco star not detected in ISOGAL

Only one Blanco star that is variable and that falls within the ISOGAL area was *not* detected, viz. 83 (5). Blanco 83 has an unusually regular light curve with a 135.5d period, and may not be a typical SR variable. Its DENIS colours  $(I-J, J-K_S)_0 = (1.62, 1.15)$  are however compatible with its spectral type.

## 5 CONCLUSIONS

We have examined a ‘complete’ sample of 174 Blanco M giants in the Inner Bulge of the Galaxy for variability and infrared characteristics.

About 46 of the Blanco (1986) stars are semi-regular variables with amplitudes exceeding about 0.03 mag. Stars with spectral types of M6 or later are variable, together with many of type M5, especially the most luminous. More than one period is fairly common.

There is a continuous increase of average luminosity and of  $I - J$  and  $J - K_S$  colours with M sub-class. A  $K_S$ ,  $\log P$  trend is shown by SRVs if in each case the most important shorter period is used when a long period is present.

Thirty-seven Blanco stars out of a possible  $\sim 101$  were detected by ISO during the ISOCAM programme. It is clear that there is a high correlation between variability and detection but not whether this is due to luminosity or to temperature effects (late spectral type). NGC 6522 therefore contains very few semi-regular variable M-type giants that escaped detection in the work of Alard et al (2001).

Four additional probable M stars detected by ISO, two of them semi-regular variables with late M-subtype colours, have been found in the Blanco (1986) field, which shows that his survey is not as complete as formerly believed.

Among those stars with both short and long periods, the long periods appear to fall close to the 'D' line in the  $K_S$ ,  $\log P$  diagram, found by Wood (2000) for similar objects in the LMC. The unusual light curve for Blanco 26 suggests that pulsation cannot be responsible for the long period variability.

## 6 ACKNOWLEDGMENTS

The STAR programs written by Dr L.A. Balona (SAAO) were used in the Fourier analysis of the light curves.

We thank Dr C. Koen (SAAO) and Dr A. Omont (IAP) for reading drafts of this paper and suggesting some improvements.

ISG thanks Prof S. Deguchi and the National Astronomical Observatory of Japan as well as Prof Y. Nakada and the Institute of Astronomy, University of Tokyo, for their hospitality during part of this work.

MS is supported by the Fonds zur Förderung der Wissenschaftlichen Forschung (FWF), Austria, under project J1971-PHY.

This paper utilizes public domain data originally obtained by the MACHO Project, whose work was performed under the joint auspices of the U.S. Department of Energy, National Nuclear Security Administration by the University of California, Lawrence Livermore National Laboratory under contract No. W-7405-Eng-48, the National Science Foundation through the Center for Particle Astrophysics of the University of California under cooperative agreement AST-8809616, and the Mount Stromlo and Siding Spring Observatory, part of the Australian National University.

We acknowledge use of the Digitized Sky Survey produced at the Space Telescope Science Institute under US Government grant NAG W-2166, based on material taken at the UK Schmidt Telescope, operated by the Royal Observatory Edinburgh with funding from the UK Science and Engineering Research Council and later by the Anglo-Australian Observatory.

## REFERENCES

- Alard C. et al, 2001, ApJ, 552, 289  
 Arp H., 1965, ApJ, 141, 43  
 Bedding T.R., Zijlstra A.A., 1998, ApJ, 506, L47  
 Blanco V.M., 1986, AJ, 91, 290  
 Blanco V.M., McCarthy M.F., Blanco B., 1985, AJ, 89, 636  
 Cioni M.-R. L., Marquette J.-B., Loup C., Azzopardi M., Habing H.J., Laserre T., Lesquoy, E., 2001, A&A, 377, 945  
 Glass I.S., Whitelock P.A., Catchpole R.M., Feast M.W., 1995, MNRAS, 273, 383  
 Glass I.S. et al, 1999, MNRAS, 308, 127  
 Glass I.S., Alves D., the ISOGAL & MACHO Teams, 2000, in ISO Surveys of a Dusty Universe, Lecture Notes in Physics Series 548, ed D Lemke, M. Stickel, K. Wilke, Berlin, Springer, p363  
 Henry G.W., Fekel F.C., Henry S.M., Hall, D.S., 2000, ApJS, 130, 201  
 Jorissen A., Mowlavi N., Sterken C., Manfroid J., 1997, A&A, 324, 578  
 Kerschbaum, F., Lebzelter T., Lazaro C., 2001, A&A, 375, 527  
 Koen C., Laney D., 2000, MNRAS, 311, 636  
 Lançon A., Wood P.R., 2000, A&AS, 146, 217  
 Lloyd Evans, T., 1976, MNRAS, 174, 169  
 Omont A., Ganesh S., Alard C. et al., 1999, A&A, 348, 755  
 Omont A. et al., 2002, (in preparation)  
 Schuller F. et al., 2002, (in preparation)  
 Schultheis M., Glass I.S., 2001, MNRAS, 327, 1193  
 Sharples R., Walker A. and Cropper M., 1990, MNRAS, 246, 54  
 Simon G., et al., 2002, (in preparation)  
 Struck C., Willson L.A., 2002, ApJ 572, L83  
 Terndrup D.M., Frogel J.A., Whitford A.E., 1990, ApJ, 357, 453  
 Tiede G.P., Frogel J.A., Terndrup D.M., 1995 AJ 110, 2788  
 Wood P.R., 2000, Proc Astr Soc Austr, 17, 18  
 Wood P.R., Axelrod T.S, Welch D.L., 2001, in Evolution of Binary and Multiple Star Systems, ASP Conf Ser 229, eds. Podsiadlowski Ph., Rappaport S., King A.R., D'Antona F., Burderi L., p. 233  
 Wood, P.R. and the MACHO team, 1999, in Asymptotic Giant Branch Stars, IAU Symp. 191, eds. Le Bertre T., Lèbre A., Waelkens C., p. 151