

Dwarf Nova-like Outburst of Short Period Intermediate Polar HT Camelopardalis

Ryoko ISHIOKA, Taichi KATO, Makoto UEMURA

Department of Astronomy, Faculty of Science, Kyoto University, Sakyou-ku, Kyoto 606-8502, Japan
ishioka@kusastro.kyoto-u.ac.jp, tkato@kusastro.kyoto-u.ac.jp, uemura@kusastro.kyoto-u.ac.jp,
bemart1@telusplanet.net

Gary W. BILLINGS

2320 Cherokee Dr NW, Calgary, Alberta, Canada, T2L 0X7
obs681@telusplanet.net

Koichi MORIKAWA

VSOLJ, 468-3 Satoyamada, Yakage-cho, Oda-gun, Okayama 714-1213, Japan

Ken'ichi TORII

Cosmic Radiation Laboratory, Institute of Physical and Chemical Research (RIKEN),
2-1, Wako, Saitama, 351-0198, Japan

Kenji TANABE

Department of Biosphere-Geosphere Systems, Faculty of Informatics, Okayama University of Science,
Ridaicho 1-1, Okayama 700-0005, Japan

Arto OKSANEN, Harri HYVÖNEN

Nyrölä Observatory, Jyväskylän Sirius ry, Kyllikinkatu 1, FIN-40100 Jyväskylä, Finland
Hitoshi ITOH

VSOLJ, Nishiteragata-cho 1001-105, Hachioji, Tokyo 192-0153, Japan

(Received ; accepted)

Abstract

We report the first time-series observations of the short outburst of the proposed intermediate polar HT Cam (=RX J0757.0+6306). On 2001 December 29, we detected the object was undergoing a bright outburst at the magnitude of $m_{vis} = 12.2$. Following this detection, we started international joint observations through VSNET. The light curve showed a gradual decline for the first 0.5 d. Following this short plateau phase, the rate of decline dramatically increased to more than 4 mag d^{-1} . Within 1.5 d from the outburst detection, the object almost declined to the quiescent level. During the rapidly declining phase, long-term modulations with a period of 86 min and strong pulses with a period of 8.6 min were observed. We concluded that 86 min and 8.6 min are the orbital period and the spin period of HT Cam, respectively. By the detection of the spin period, we confirmed the IP classification of HT Cam. However, its outburst behavior rather resembles that of dwarf novae. The discrepancy between the declining rates of the total flux and the pulse flux strongly suggests that the disk instabilities were taking place during the outburst.

Key words: stars: cataclysmic variables — stars: intermediate polars — stars: dwarf novae — stars: individual (HT Cam)

1. Introduction

Cataclysmic variables consist of a white dwarf primary and a late-type main-sequence companion star which is mass-losing by the Roche-lobe overflow. The white dwarf accretes the mass from the secondary through an accretion disk in non-magnetic systems. In magnetic systems, however, either the formation of the disk is fully prevented, or the inner disk is truncated, depending on the magnetic fields of the white dwarf and the binary parameters. Within the magnetosphere radius the mass falls along the magnetic field toward poles of the white dwarf, where radiations from X-ray to optical emission is originated. Magnetic systems are divided into two classes of polars and intermediate polars (IPs). The polars are the systems with strong fields and a synchronously rotating

white dwarf, and are soft X-ray sources. IPs are ones with weaker fields and an asynchronously rotating white dwarf, and are hard X-ray sources. Reviews for the magnetic systems are given by Cropper (1990), Patterson (1994), Warner (1995), and Hellier (1996).

There are six IPs in which outbursts are observed: GK Per, EX Hya, XY Ari, DO Dra¹, TV Col, and V1223 Sgr. GK Per shows long outbursts that last for 2 months (Sabbadin, Bianchini, 1983; Kim et al., 1992). Remaining 5 IPs show rather short outbursts. Outbursts of XY Ari (Hellier et al., 1997) and DO Dra (Wenzel

¹ There has been some confusion regarding the nomenclature of this object. Some authors call the same variable as YY Dra. We consistently use the name DO Dra, following the original nomenclature by the General Catalogue of Variable Stars (GCVS) (Kholopov et al., 1985; Kholopov, Samus, 1988).

, 1983; Szkody et al. , 2002) are with amplitudes of 3–5 mag and durations of ~ 5 d. TV Col (Szkody, Mateo , 1984; Hellier , 1993) and V1223 Sgr (van Amerongen, van Paradijs , 1989) show very short low-amplitude outbursts that last only ~ 0.5 d. Outbursts of EX Hya have intermediate characteristics between the previous two types, that is, with amplitudes of ~ 3.5 mag and durations of 2–3 d (Hellier et al. , 1989).

Outbursts of GK Per are explained as inside-out outbursts by thermal instability in the disk, though the atypically large inner radius and mass transfer rate are required to fit the observed recurrence time and duration of outbursts (Kim et al. , 1992). Outbursts of XY Ari and DO Dra rather resemble outbursts of dwarf novae and also explained as inside-out outbursts by disk instability (Hellier et al. , 1997). The recurrence time one order longer than the typical value is thought to be due to inner truncation of the disk (Angelini, Verbunt , 1989). On the other hand, the short-lived and low-amplitude outbursts of TV Col and V1223 Sgr are thought to be mass transfer outbursts (Hellier, Buckley , 1993). Hellier et al. (2000) suggested that outbursts of EX Hya are also mass transfer events.

HT Cam is a cataclysmic variable identified as the optical counterpart of the hard X-ray source RX J0757.0+6306, discovered during the ROSAT All-Sky Survey. Tovmassian et al. (1997,1998) suggested that this object is an intermediate polar with a shortest orbital period of 80.92 min and a spin period of 8.52 min. However, the existence of dwarf nova-like outbursts and the short orbital period allowed an alternative interpretation that it may be an SU UMa-type dwarf nova or WZ Sge-type stars (Tovmassian et al. , 1998). After the discovery, five outbursts were recorded (vsnet-alert 1379, 3025, 4845, 5255, 6066, and Watanabe 1998). All of them were very short and only one or a few point observations were obtained for each one.

Here we report the first time-series observations during its short outburst.

2. Observations

The 6th outburst was detected by H. Itoh on 29 December 2001 (vsnet-alert 6944). The object was at the visual magnitude of 12.2, which is 6 mag brighter than its quiescence level. We performed time-series CCD observations totally on 6 nights at six sites: Department of Astronomy, Kyoto University, Japan (“Kyoto” in Table 1), Okayama, Japan (“Okayama1” and “Okayama2” in Table 1), Cosmic Radiation Laboratory, Institute of Physical and Chemical Research (RIKEN), Saitama, Japan (“RIKEN” in Table 1), Nyrölä Observatory, Jyväskylä, Finland (“Nyrola” in Table 1), and Calgary, Alberta, Canada (“Canada” in Table 1). A journal of observations and a description of the equipment of CCD photometry are given in tables 1 and 2.

After correcting for the standard de-biasing and flat fielding, we processed object frames with the PSF and aperture photometry packages. We performed differential photometry relative to the comparison stars listed in table

Table 2. Equipment of CCD photometry.

Observer	Telescope	CCD	Comparison
Kyoto	25 cm SC	ST-7E	GSC 4117:827 ^a
RIKEN	20 cm reflector	AP-7p	GSC 4117:827 ^a
Okayama1	30 cm C	ST-9E	GSC 4117:827 ^a
Okayama2	25 cm SC	ST-7	GSC 4117:631 ^b
Canada	36 cm SC	V-filtered ST-7E	GSC 4117:827 ^a
Nyrola	40 cm SC	ST-8E	GSC 4117:1267 ^c

a. 075644.8+630742 V=10.91 B–V=0.47 (Henden)

b. 075650.9+630521 V=11.45 B–V=0.83 (Henden)

c. 075711.9+630720 R=13.20 B=14.46 (GSC-II)

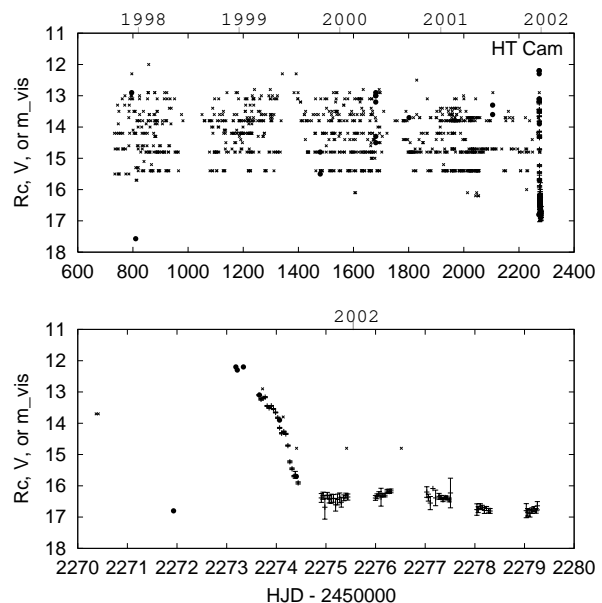


Fig. 1. Long-term light curves of HT Cam. Abscissa and ordinate denote HJD (also calendar date) and R_c , V , or visual magnitude, respectively. Crosses with error bar show average magnitude in 1-hr bin of the time-series CCD observations. Filled circles and small crosses show positive detections by visual or snapshot CCD observations and upper-limits of visual observations reported to Variable Star NETWORK (VSNET). Upper panel: light curve from 1997 October to 2002 January. Lower panel: light curve of the outburst on 2001 December.

1, whose constancy was confirmed between each other. Finally, a heliocentric corrections was applied before the following analysis.

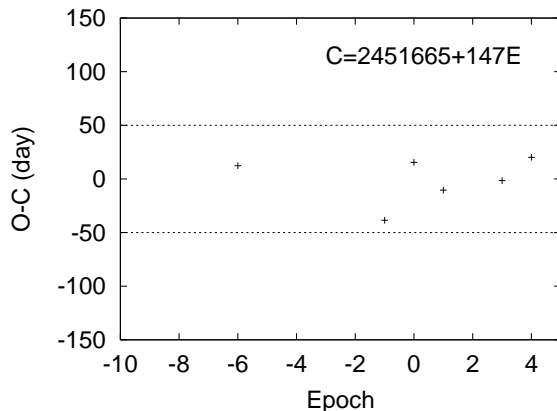
3. Results

Figure 1 shows long-term light curves of HT Cam. The upper panel is the light curve including all visual and CCD observations reported to Variable Star NETWORK (VSNET²). The lower panel is the enlarged light curve of the outburst in 2001 December. Filled circles show pos-

² <http://www.kusastro.kyoto-u.ac.jp/vsnet/>

Table 1. Journal of CCD photometry.

	Date		Start - End(HJD-2450000)	T	N	Observatory
2001	December	30	2273.62148 - 2274.11198	120	283	Canada
	December	30	2273.87041 - 2274.37440	30	544	Kyoto
	December	30	2273.96269 - 2274.19700	30	391	Okayama1
	December	30	2274.00834 - 2274.37813	30	777	RIKEN
	December	30	2274.01264 - 2274.26793	12-20	255	Okayama2
	December	30	2274.42271 - 2274.44218	60	23	Nyrola
	December	31	2274.87649 - 2275.23216	30	548	Kyoto
	December	31	2274.99203 - 2275.45142	30	863	RIKEN
2002	January	1	2275.98462 - 2276.18404	30	414	Okayama1
	January	1	2276.00891 - 2276.31457	30	662	RIKEN
	January	2	2277.00627 - 2277.50296	30	674	RIKEN
	January	3	2278.02761 - 2278.30901	30	603	RIKEN
	January	4	2279.01785 - 2279.25500	30	508	RIKEN

**Fig. 2.** O-C diagram for the moment of the six outbursts detected at HJD 2450795, 2451479, 2451680, 2451801, 2452104, and 2452273. E=0 corresponds to the outburst at HJD 2451680.

itive detections by visual or snapshot CCD observations. Crosses with error bar show average magnitude in 1-hr bin of the time-series CCD observations. Small crosses show upper-limits by visual observations.

Including this outburst, 6 outbursts were observed in 4 years. However the observations are not dense or deep enough to catch all the short (3-d) outbursts ($V_{max} \sim 12$ mag), so we may have missed several ones. We searched the recurrence time of the outbursts in HT Cam from the 6 outbursts, assuming regularity and that we may have missed several ones, and found a fundamental period of ~ 150 d. Figure 2 shows the $O-C$ diagram for this period. The deviation of $|O-C|$ s is within ~ 50 day, one third of the period we obtained.

The past five outbursts were only by one or few points visual observations, since the outbursts were very short as those of other intermediate polars except GK Per. The 6th outburst in 2001 December detected at 0.7 mag brighter magnitude than previous outbursts. This indicates the detection at near the outburst maximum.

As shown in the lower panel of figure 1, we started time-

series observation 0.5 d after the outburst detection and succeeded in observing during the declining phase of the short outburst. The rising phase was missed, but the last quiescent observation reported to VSNET was performed within 1.5 d before the detection. Thus the rising rate is faster than 3 mag d^{-1} . On the first night, the brightness declined very rapidly, 2.5 mag within 0.75 d. The declining rate changed at HJD2452274.0 from 1.5 mag d^{-1} to 5.5 mag d^{-1} . The object already declined to nearly its quiescent level, however 0.3 mag brighter than quiescence, 1.5 d after the detection of the outburst. It stayed almost the same state for three days. The object returned to its quiescent level of ~ 16.8 mag 5 d after the outburst detection.

Figure 3 shows a light curve on Dec. 30, that is during the declining phase. This light curve shows quasi-periodic modulations with a time scale of ~ 0.06 d, close to the orbital period, superimposed on long-term variations. The small panel shows an averaged profile of the orbital modulations. We cannot detect the modulations with the orbital period in the light curves after the object declined to quiescence (figure 4).

We applied a period search by Fourier transform and phase dispersion minimization (PDM) methods with period ranges of 0.01–0.1 d to the data of Dec. 30 in magnitude scale and combined data of Dec. 31 – Jan. 4 in flux scale. Figure 5 exhibits the resultant power spectra. The spectrum on the data of Dec. 30 shows strong peak with wide width around the period of ~ 0.06 d. We determined the center period to be 0.0606 ± 0.0004 d (87.2 ± 0.6 min) by fitting Gaussian function. In contrast, the spectrum for the data of Dec. 31 – Jan. 4 show no strong signal. PDM method gives consistent results.

In addition to the modulations with the orbital period, our light curves show coherent pluses with a short period (figure 6). Figure 7 shows power spectra with period range of 0.001–0.01 d for nightly light curves shown in figure 4, though the light curve on 2001 Dec. 30 is that of after subtracting the modulations with a typical time scale of 0.06 d. The abscissa and the ordinate of each panel are the period in day and the power in arbitrary

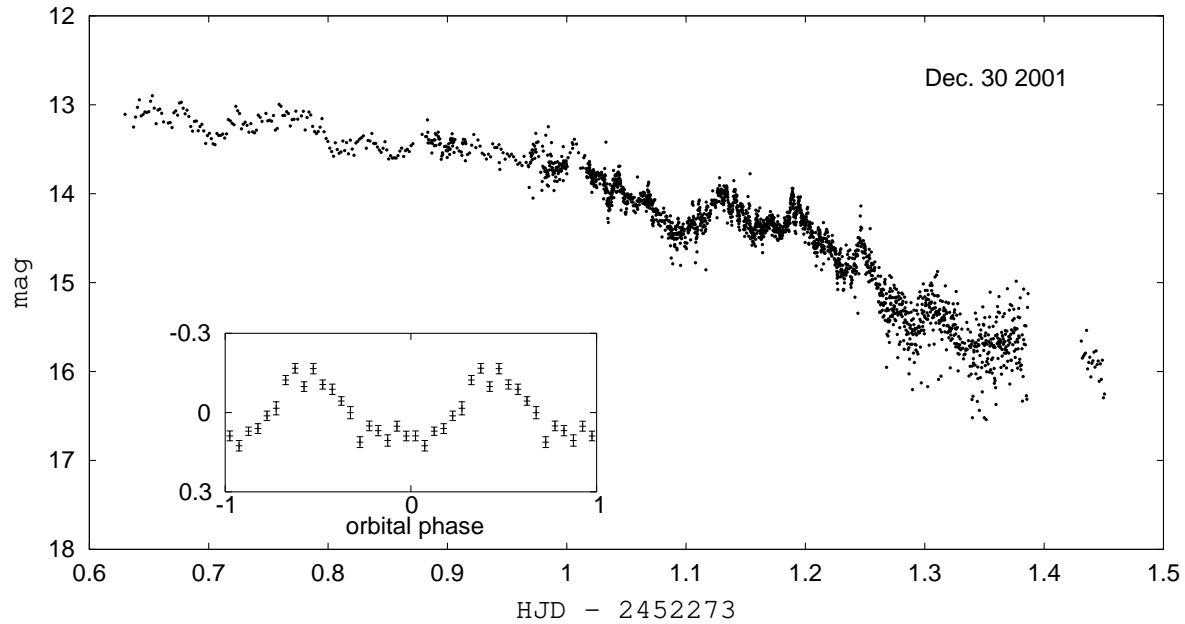


Fig. 3. Light curve of time-series observations in first night, during the declining phase from ~ 13.1 to ~ 15.9 with a rate of ~ 4.8 mag day $^{-1}$. Abscissa and ordinate denote HJD and magnitude, respectively. The light curve shows quasi-periodic oscillations with a typical amplitude of 0.5 mag and a time scale close to the orbital period. The small panel shows an averaged profile of the orbital modulations. The abscissa and ordinate denote orbital phase and differential magnitude.

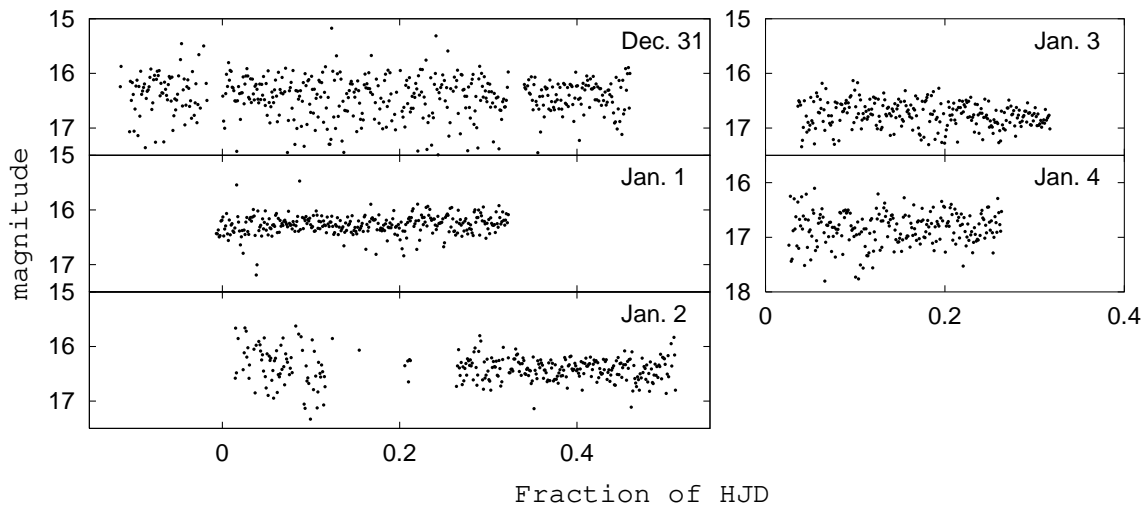


Fig. 4. Nightly light curves of time-series observations from 2001 Dec. 31 to 2001 Jan. 4, after the object declined to quiescence with magnitude range of $R_c = 16 - 17$. The linear trend was subtracted from each light curve and each point is an average of 90-s bin. Abscissa and ordinate denote fraction of HJD and differential magnitude, respectively. Dec. 31 is HJD 2452275. Light curves show no modulation with orbital period.

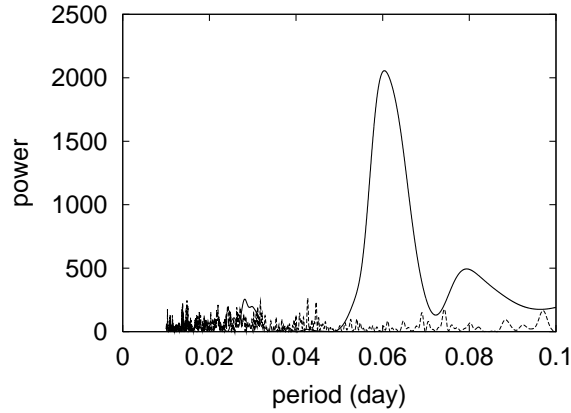


Fig. 5. Power spectra. The abscissa is the period in day and the ordinate is the power in arbitrary unit. The thick line and the thin broken-line show the results for the data on Dec. 30 and Dec. 31–Jan. 4, respectively. The diagram show strong signal with wide widths with a center period of ~ 0.060 min on Dec. 30.

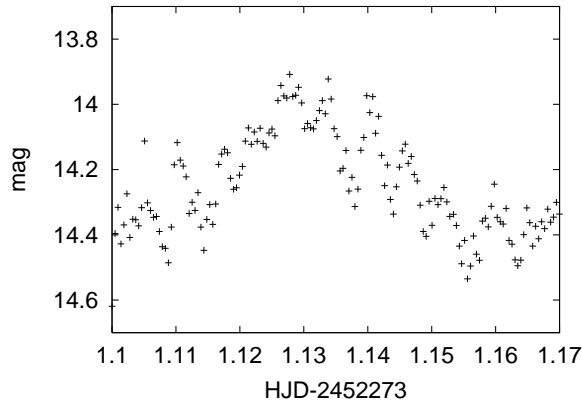


Fig. 6. Enlarged light curves which shown in figure 3. Abscissa and ordinate denote HJD and differential magnitude, respectively. Quasi-periodic oscillations with short periods are superimposed on the orbital modulations. The typical value of the error is ~ 0.05 mag.

unit, respectively. The top panel shows a strong peak at the period of 0.005946 ± 0.000003 d (8.562 ± 0.004 min). Next three panels show no strong peak at this period, however weak peaks exist at the close periods. The fifth panel from the top shows a strong peak at the same period of 0.005946 ± 0.000001 d (8.562 ± 0.001 min). The bottom panel shows a wide-width peak at about 0.0072 d.

Figure 8 shows averaged spin profiles of the data on Dec. 30, after subtracting the modulations with a typical time of ~ 0.06 d and divided into four parts represented in the top panel. At first the amplitude of the spin pulse was ~ 0.2 mag (a), but it decreased to ~ 0.1 mag (b). Then it gradually increased again during the rapidly declining phase (c,d).

4. Discussion

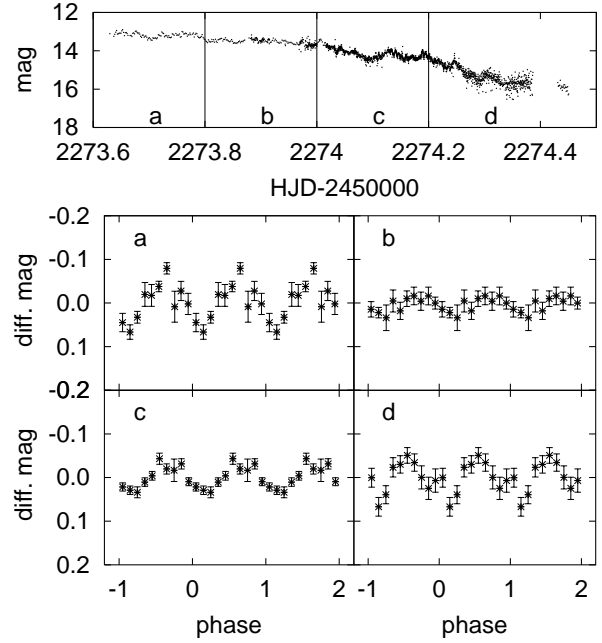


Fig. 8. Averaged spin profiles during the declining phase. The declining rate changed at HJD 2452274.0.

4.1. 8.6 min oscillation

Short-term coherent pluses with a period of 8.6 min were observed during the outburst. This period is thought to be the spin period of white dwarf. Tovmassian et al. (1998) found a period of 8.5 min from their quiescence observations. We could not detect the 8.6 min period after the object declined except on Jan. 3. The pulse amplitude should have been below the limit of detection, ~ 0.2 mag.

The pulse amplitude in flux scale continuously reduced as the system declined, but in magnitude scale it decreased once and increased again during the rapidly declining phase (figure 8), that is, the declining rate of the pulse flux was slower than that of the total flux of the system. The pulse flux and the total flux roughly correspond to the accretion rate onto the white dwarf and the accretion rate through the outer region. The discrepancy of declining speeds of two accretion rates suggests the existence of a disk, rather than via ballistic accretion.

4.2. 86 min oscillation

Tovmassian et al. (1998) suggested 81 min as the orbital period of HT Cam from the radial velocity curves, but they could not reject 76 min and 86 min. Their quiescent photometry showed no modulations with the period of ~ 81 min. This indicates the low inclination of HT Cam. In our observations, after the declining to quiescence, no modulations with the orbital period were observed, however, large-amplitude quasi-periodic modulations with the period of 86 min were observed during the declining phase of the outburst. These modulations are likely related to

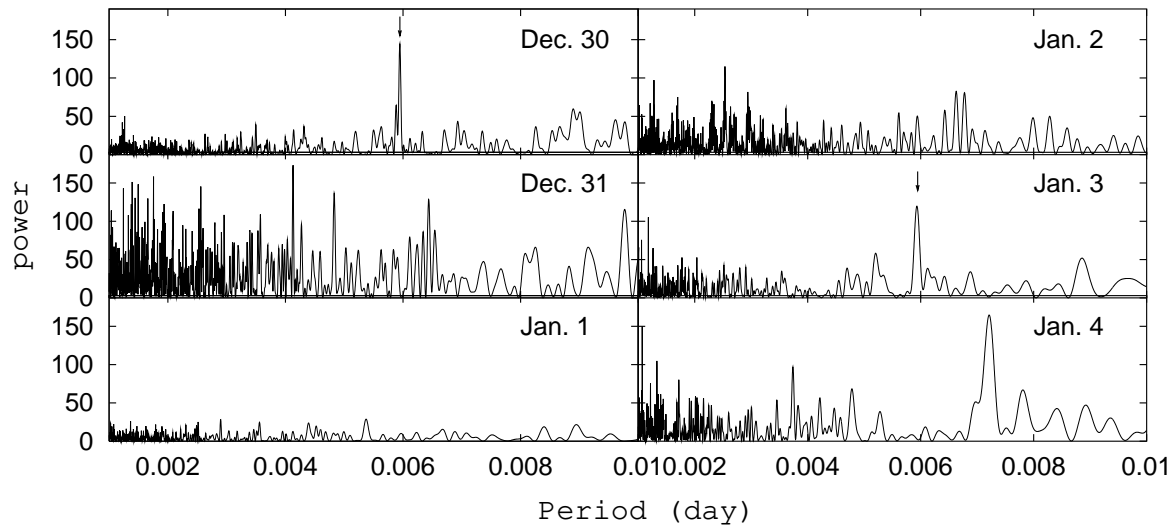


Fig. 7. Power spectra on the nightly light curves. The abscissa and the ordinate of each panel are the period in day and the power in the arbitrary unit. The top panel and the fifth panel show strong peaks at the period of 0.005946 d (marked by small arrows).

the orbital period.

If the orbital period of HT Cam is 81 min, our period is longer than it. During superoutbursts in SU UMa-type dwarf novae, modulations with a period a few percent longer than its orbital period, called superhumps are observed (Warner , 1985). It is known that superhumps are detected regardless of the inclination of the system. However, in conjunction with the short duration of the outburst, we consider the 86-min unlikely represents the superhump period. This period more likely reflects the true orbital period among the aliases listed in Tovmassian et al. (1998).

In WZ Sge stars, a small sub-group of SU UMa-type dwarf novae with very short orbital periods of around 80–90 min, modulations with orbital periods, called early superhumps, appear in the early stage of superoutbursts (Matsumoto et al. , 1998). Early superhumps have double-humped profile regardless of the inclination of the system. However, the averaged profile shown in figure 3 is not double-humped. Thus the possibility that the modulations were early superhumps is excluded.

The existence of the orbital modulations only during the outburst may be due to the changing aspect of a irradiated surface of the secondary star, an enhanced hot spot moving into and out of our line of sight, partial eclipse of the thickend and brightened disk, or a combination of them.

4.3. Long-term variability

The visual observations covering four years with fairly good density have detected 6 rather regular outbursts with an amplitude of ~ 4 mag and a duration of < 3 d. Our observations on the 6th outburst of HT Cam confirmed the short duration and rapid fading, perhaps slightly slower than rising. The outburst amplitude was ~ 4.5 mag, though its duration was very short.

EX Hya shows outbursts with a similar short duration of ~ 3 d and the amplitude of ~ 3 mag. Hellier et al. (2000) mentioned that the outbursts of EX Hya are mass transfer events rather than disk instabilities, due to the rarity and irregularity of the outbursts (e.g. no outburst was observed in a period of more than 10 yr, however, in another period, two outbursts occurred with an interval of only 8 d), the declining rate, the increased equivalent widths of emission lines and the enhanced mass-transfer stream during the outbursts.

However, the outburst profile, which shows rather slower declining at first and then very fast declining later, and the regularity of the outburst recurrence time of HT Cam are similar to those of DO Dra. DO Dra shows outbursts with a duration of ~ 5 days and a recurrence time of 868 d (Simon , 2000). They are explained by disk instability as dwarf novae (Szkody et al. , 2002).

The differences of HT Cam from DO Dra are the shorter outburst duration within 3 d, and the shorter cycle length of ~ 150 d. The recurrence time of HT Cam is quite typical value among the dwarf novae, compared with those of two intermediate polars whose outbursts are likely explained by disk instabilities (~ 870 d of DO Dra as written above, and ~ 900 d or more of GK Per; Simon 2002). There are several dwarf novae that have recurrence times about or longer than ~ 150 d and show short outbursts about 3–5 d (e.g. HT Cas, EK TrA, IR Com).

Angelini, Verbunt (1989) calculated the effects of the inner disk truncation on the outbursts in the intermediate polars: the duration becomes shorter in both cases of mass transfer instability and disk instabilities, and for the outbursts by disk instabilities, the interval becomes longer if the outburst starts at the inside, however does not change if the outburst starts at the outer disk edge.

Using this result, we can explain the outburst behavior of HT Cam as follows. The outbursts are caused by disk

instabilities starting at the outside, thus the recurrence time is comparable to those of dwarf novae, ~ 150 d. The short duration and the rapid decline of the outburst are due to the inner truncation of the disk. This is consistent with the rather short spin period indicating intermediate magnetic fields (King, Lasota, 1991), and the discrepancy between the declining rates of pulse flux and total flux strongly suggesting the existence of the disk.

5. summary

We observed the cataclysmic variable HT Cam in outburst which occurred on 2001 December 29. We detected quasi-periodic oscillations in the light curve of the declining phase of the outburst whose center periods are calculated to be 8.56 min and 86.5 min. Strong 8.56 min oscillations during the outburst are white dwarf spin pulses and the IP classification was confirmed. We identified the 86.5 min period as the orbital period of HT Cam, which was determined as 81 ± 5 min by Tovmassian et al. (1998). The rather short spin period indicates the magnetic field of HT Cam is not so strong, and the discrepancy between the declining rates of pulse flux and total flux suggests the existence of the disk. Additionally, we found that the intervals of the past six outbursts are the multiples of 150 d. The regularity of outbursts suggests that the outbursts on HT Cam is caused by disk instabilities starting at the outer disk edge.

We are grateful to many VSNET observers who have reported vital observations. We also thank D. Nogami for his comments. The CCD camera of AO and HH is on loan from AAVSO. GWB acknowledges the use of software provided by the Starlink Project which is funded by the UK Particle Physics and Astronomy Research Council. This work is partly supported by a grant-in aid (13640239) from the Japanese Ministry of Education, Culture, Sports, Science and Technology. Part of this work is supported by a Research Fellowship of the Japan Society for the Promotion of Science for Young Scientists (MU).

References

- Angelini, L. & Verbunt, F. 1989, *MNRAS*, 238, 697
 Cropper, M. 1990, *Space Sci. Rev.*, 54, 195
 Hellier, C. 1993, *MNRAS*, 264, 132
 Hellier, C. 1996, in *IAU Colloq. 158, Cataclysmic Variables and Related Objects*, ed. A. Evans, & J. H. Wood (Dordrecht: Kluwer Academic Publishers), 143
 Hellier, C. & Buckley, D. A. H. 1993, *MNRAS*, 265, 766
 Hellier, C., Kemp, J., Naylor, T., Bateson, F. M., Jones, A., Overbeek, D., Stubbings, R., & Mukai, K. 2000, *MNRAS*, 313, 703
 Hellier, C., Mason, K. O., Smale, A. P., Corbet, R. H. D., O'Donoghue, D., Barrett, P. E., & Warner, B. 1989, *MNRAS*, 238, 1107
 Hellier, C., Mukai, K., & Beardmore, A. P. 1997, *MNRAS*, 292, 397
 Kholopov, P. N. & Samus, N. N. 1988, *Inf. Bull. Var. Stars*, 3154
 Kholopov, P. N., Samus, N. N., Kazarovets, E. V., & Perova, N. B. 1985, *Inf. Bull. Var. Stars*, 2681
 Kim, S.-W., Wheeler, J. C., & Mineshige, S. 1992, *ApJ*, 384, 269
 King, A. R. & Lasota, J. 1991, *ApJ*, 378, 674
 Matsumoto, K., Nogami, D., Kato, T., & Baba, H. 1998, *PASJ*, 50, 405
 Patterson, J. 1994, *PASP*, 106, 209
 Sabbadin, F. & Bianchini, A. 1983, *A&AS*, 54, 393
 Simon, V. 2000, *A&A*, 360, 627
 Simon, V. 2002, *A&A*, 382, 910
 Szkody, P. & Mateo, M. 1984, *ApJ*, 280, 729
 Szkody, P., Nishikida, K., Erb, D., Mukai, K., Hellier, C., Uemura, M., Kato, T., Pavlenko, E., et al. 2002, *AJ*, 123, 413
 Tovmassian, G. H., Greiner, J., Zickgraf, F.-J. Kroll, P., Krautter, J., Thiering, I., & Serrano, A. 1997, in *Astronomical Time Series*, ed. D. Maoz, A. Sternberg, & E. M. Leibowitz (Dordrecht: Kluwer), 195
 Tovmassian, G. H., Greiner, J., Kroll, P., Szkody, P., Mason, P. A., Zickgraf, F.-J., Krautter, J., Thiering, I., et al. 1998, *A&A*, 335, 227
 van Amerongen, S. & van Paradijs, J. 1989, *A&A*, 219, 195
 Warner, B. 1985, in *Interacting Binaries*, ed. P. P. Eggleton, & J. E. Pringle (Dordrecht: D. Reidel Publishing Company), 367
 Warner, B. 1995, *Cataclysmic Variable Stars* (Cambridge: Cambridge University Press)
 Watanabe, T. 1998, *VSOLJ Variable Star Bull.*, 32, 1
 Wenzel, W. 1983, *Inf. Bull. Var. Stars*, 2262