

# Mini-LANNDD: A Very Sensitive Neutrino Detector To Measure $\sin^2(2\theta_{13})^*$

*David B. Cline and Stanislaw Otwinowski, University of California Los Angeles, Department of Physics and Astronomy, Box 951447 Los Angeles, California 90095-1547 USA*

*Franco Sergiampietri, INFN-Pisa, Istituto Nazionale di Fisica Nucleare, Via Livornese, 129156010 San Piero a Grado (PI), Italy*

## Abstract

The ICARUS Detector at the LGNS will carry out a sensitive search for a  $\sin^2(2\theta_{13})$ . We describe a small version for the LANNDD proton decay detector (70kT Liquid Argon) to measure  $\nu_{\mu} \rightarrow \nu_e$  in a low energy or off-axis neutrino beam. We find an optimal detector size is 5 kT and at a distance of about 700 km from a high-energy neutrino source. This detector uses the ICARUS method.

1. *Introduction.*
2. *Reach of ICARUS T3000.*
3. *Mini-LANNDD.*
4. *Reach of Mini-LANNDD.*

## Introduction

The ICARUS detector concept is now well tested and plans for a 3 KT detector at the LGNS are in place by 2005-2006 [1]. This detector with the CNGS neutrino beam will provide the most sensitive search for  $\nu_{\mu} \rightarrow \nu_e$  that is currently planned. To go beyond this sensitivity, a new detector will be required in a different (lower energy or off-axis) beam. In this note we discuss a possible 5 kT detector based on the ICARUS method, and a smaller version of the proposed LANNDD detector. LANNDD (Liquid Argon and Neutrino and Nuclear Decay Detector) is a 70 kT magnetized detector for the WIPP Site at Carlsbad, New Mexico. Figure 1 shows a schematic of LANNDD and Figure 2 shows a schematic of the detector located at the WIPP Site[2].

In this note we provide a brief discussion of Mini-LANNDD, a 5kT detector based on the LANNDD concept. We emphasize here the use to search for  $\nu_{\mu} \rightarrow \nu_e$  beyond the ICARUS [3] range to the level of  $\sin^2(2\theta_{13})$  of 0.005.

---

\* Talk given by D. Cline at the New Initiative Workshop, FNAL, May 2002.

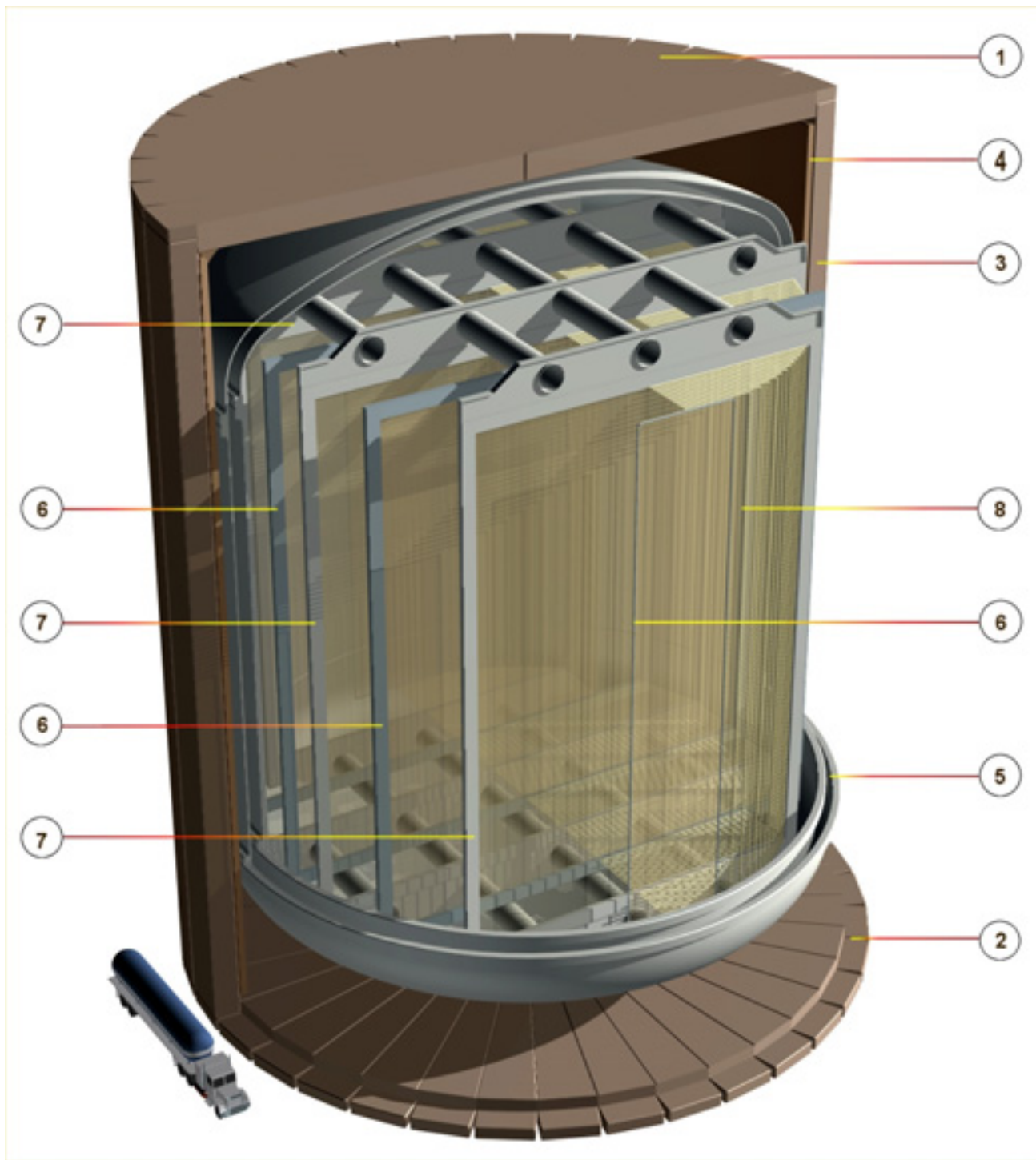
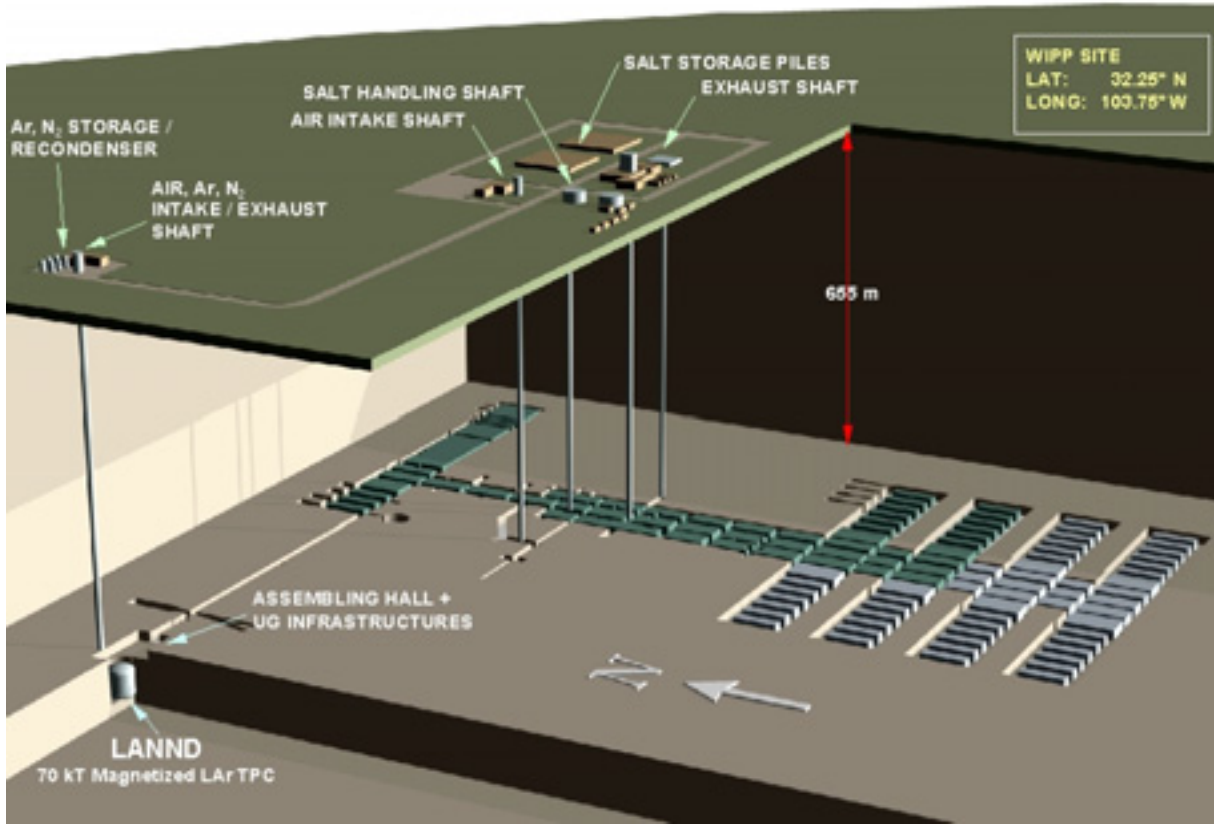


Figure 1. LANND: 70,000 Tons Magnetised Liquid Argon Time Projection Chamber.  
 Preliminary sketch:

- |                        |                            |
|------------------------|----------------------------|
| 1) Top iron end cap    | 5) Cryostat                |
| 2) Bottom iron end cap | 6) Cathode planes          |
| 3) Iron yoke barrel    | 7) Wire chambers           |
| 4) Solenoid coil       | 8) Drift field electrodes. |



**Figure 2.** The WIPP underground site near Carlsbad, New Mexico.

## 2. Reach of ICARUS T3000.

The ICARUS T600 will be installed soon in the LNGS - most likely in Hall B. A proposal has been submitted to INFN and the USA DOE to construct an additional 2400 tons of ICARUS [4]. In this proposal an analysis of the limit on  $\sin^2(2\theta_{13})$  that could be reached after 8 years of operating with the CNGS beam – Table 1, lists the events rate for different channels as well as the expected  $\nu_e$  background. A detailed analysis by Andre Rubbia [5] and his group indicates that 0.02 could be reached to 90% C.L.. A schematic of the limit that one can reach compared to the background is given Table 2. We see that a value of 0.01 is optimal and with a great deal of effort [or a very good detector] (Table 3 and 4) like mini LANND; 0.005 might be reached.

**Table 1.** ICARUS T3000 in CNGS beam. ( $\approx 730$  km). Rates from  $\nu_\mu \rightarrow \nu_e$  oscillations in three family mixing (for  $\Delta m^2_{23} = 3.5 \times 10^{-3} \text{ eV}^2$  and  $\theta_{23} = 45^\circ$ ). Rates are normalised to 20 kty. (8 years running on “shared beam”).

$\theta_{13}$ (degrees)	$\sin^2(2\theta_{13})$	$\nu_e$ CC	$\nu_\mu \rightarrow \nu_\tau$ $\tau \rightarrow e$	$\nu_\mu \rightarrow \nu_e$	Total	$S/\sqrt{B}$
9	0.095	79	74	84	237	$6.8\sigma$
8	0.076	79	75	67	221	$5.4\sigma$
7	0.058	79	76	51	206	$4.1\sigma$
5	0.030	79	77	26	182	$2.1\sigma$
3	0.011	79	77	10	166	$0.8\sigma$
1.5	0.003	79	77	2.5	158	$0.2\sigma$

**Table 2.** Optimal  $\sin^2(2\theta_{13})$  determination in  $\nu_e$  background.

“ $\nu_e$  flux issue”

$$\frac{R(\nu_\mu \rightarrow \nu_e)}{R(\nu_e)} = \frac{A}{B} \sin^2 2\theta_{13}$$

A = function of [ $\theta_{23}$ , osc. prob. ( $4_E$ )]

B = Ratio  $\frac{(\nu_e)}{(\nu_\mu)}$  in beam

$$\frac{R(\nu_\mu \rightarrow \nu_e)}{R(\nu_e)} \cong 1 \rightarrow \text{signal} \cong \text{Bkg}$$

Difficult to go far below this level. Must know Bkg very well!

A  $\sim$  \_ optimal oscillation distance

$$B \sim \_ 10^{-2} \rightarrow (0.4 - 0.8) \times 10^{-2}$$

NuMi

CNGS??

$\sin^2(2\theta_{13}) \sim 10^{-2}$  is optimal: to go below this, the value of Bkg should be well known.

### 3. Mini-LANND.

We have made a very preliminary design of a 5 kt LANND like detector to use in a NuMi like beam (or off axis CNGS beam). Fig. 3 shows one design including the Cryostat whereas Fig.4 shows a cut through of the detector. We assume 5 m drift length. In Table 5 we give some preliminary parameters of the detector.

### 4. The reach of Mini-LANND.

Using some value given to us by Adam Para [6] [7] we show the signal and background for Mini-LANND with 20 kty exposure – Table 3 and Table 4. Neutral current will be unimportant. Mini-LANND can reach ultimate limit possible in the NuMi beam (or off axis CNGS) of 0.005.

**Table 3.** Mini-LANND in NuMi medium energy beam. ( $\approx 730$  km). Rates from  $\nu_\mu \rightarrow \nu_e$  oscillations in three family mixing (for  $\Delta m^2_{23} = 3.5 \times 10^{-3}$  eV<sup>2</sup> and  $\theta_{23} = 45^\circ$ ). Rates are normalised to 20 kty. (4 years running on beam of  $3.8 \times 10^{20}$  pot).

$\theta_{13}$ (degrees)	$\sin^2(2\theta_{13})$	$\nu_e$ CC	$\nu_\mu \rightarrow \nu_\tau$ $\tau \rightarrow e$	$\nu_\mu \rightarrow \nu_e$	Total	$S/\sqrt{B}$
9	0.095	60	-	382	442	$49\sigma$
8	0.076	60	-	304	364	$32\sigma$
7	0.058	60	-	234	294	$30\sigma$
5	0.030	60	-	121	181	$23\sigma$
3	0.011	60	-	44	104	$5.7\sigma$
1.5	0.003	60	-	11	71	$1.4\sigma$

**Table 4.** Mini-LANND in NuMi medium energy beam. ( $\approx 730$  km). Rates from  $\nu_\mu \rightarrow \nu_e$  oscillations in three family mixing (for  $\Delta m^2_{23} = 3.5 \times 10^{-3}$  eV<sup>2</sup> and  $\theta_{23} = 45^\circ$ ). Rates are normalised to 20 kty. (4 years running on beam of  $3.8 \times 10^{20}$  pot) [6].

Detector position	$\nu_e$ (no osc)	$\nu_e$ (osc=100%)	$\nu_\mu \rightarrow \nu_e$ $\sin^2(2\theta_{13}) = 0.005$	$\nu_e$ bckg	
On axis	13460	4000	20	60	$\approx 3\sigma$
off axis 5km	5420	3000	15	24	$\approx 3\sigma$
off axis 10 km	1380	1300	8	4.4	$\approx 4\sigma$

We wish to thank Adam Para and Debbie Harris for requesting this study.

## References

- [1] ICARUS Team, private communication.
- [2] D. Cline et al., astro-ph/0105442
- [3] The first study of  $\nu_\mu \rightarrow \nu_e$  in ICARUS was carried out by D.B. Cline and S. Otwinowski, ICARUS-TM/2001-09
- [4] ICARUS Collaboration, ICARUS-TM/2001-09, proposal submitted to INFN 2001 and to the USA DOE 2002.
- [5] André Rubbia, private communication.
- [6] M. Szleper and A. Para, NuMi-B-786, hep-ph/0110032.
- [7] Adam Para, private communication.

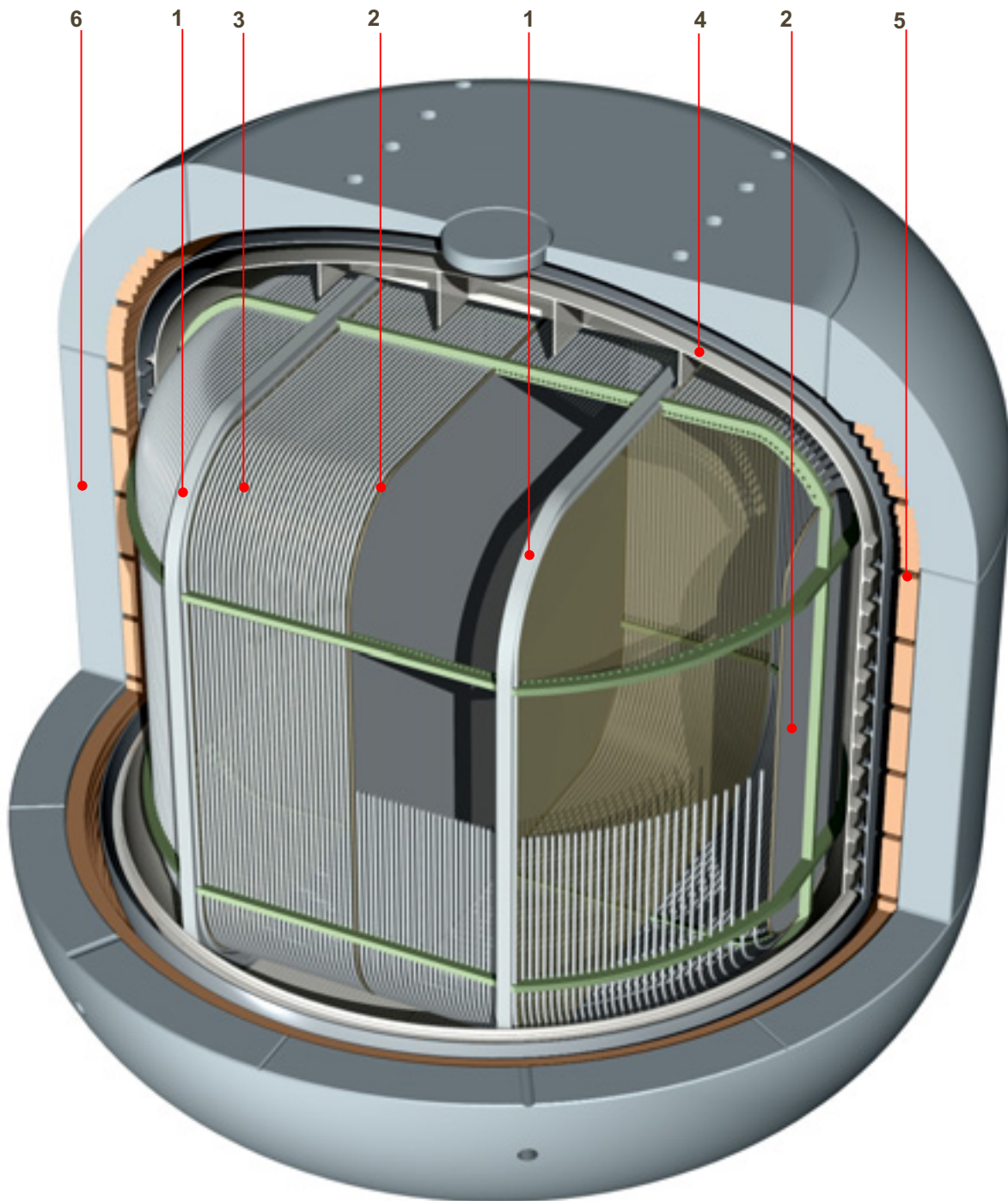


Figure 3. Mini LANND: 5,000 Tons Magnetised Liquid Argon Time Projection Chamber.  
Preliminary sketch:

- |                           |                  |
|---------------------------|------------------|
| 1) Wire chambers          | 4) Cryostat      |
| 2) Cathode planes         | 5) Solenoid coil |
| 3) Drift field electrodes | 6) Iron yoke.    |

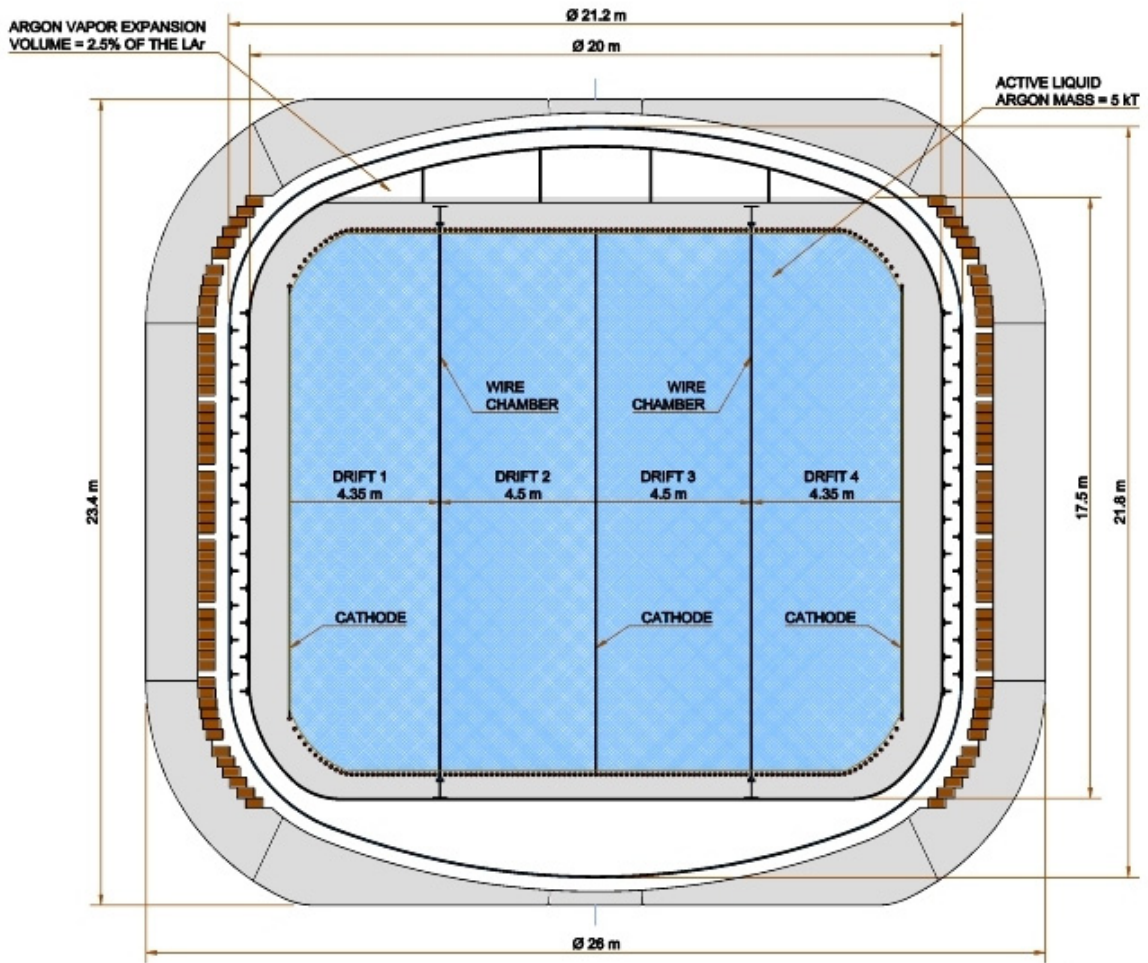


Figure 4. Mini LANNDD: Transverse cross-section.



**Table 5. Mini-LANNDD - Parameters**

---

Active Liquid Argon Volume .....	3'587.6 m <sup>3</sup>
Maximum W×H×D .....	17.7 m ×15.6 m ×11.2 m
Active Liquid Argon Mass .....	4'986.8 Ton
Total Liquid Argon Volume .....	5'216.8 m <sup>3</sup>
Total Vapour Argon Volume .....	130.6 m <sup>3</sup>
Vapour-to-Liquid Ratio .....	2.5 %

---

Number of Drift Regions .....	4
Drift Lengths .....	2×4.35 m + 2×4.5 m
Maximum Required High Voltage .....	225 kV
Number of Cathode Planes .....	3
Number of HV Feedthrough .....	1
Number of Wire Chambers .....	2

---

Number of Read-out Wire Planes .....	8
Number of Read-out Wires .....	85'160
Maximum Wire Length .....	16 m

---

Maximum Wire Capacitance .....	320 pF
Number of Signal Feedthrough Chimneys .....	32
Maximum Signal Cable Length .....	5 m
Maximum Signal Cable Capacitance .....	215 pF
Number of Analog-Digital Processing Crate Pairs .....	148

---

Heat Input	a) Radiation .....	1.64 kW
	b) Conduction through cables and supports .....	1.3 kW
	Total .....	2 kW
LN <sub>2</sub> Consumption .....	1.03 m <sup>3</sup> /d	

---

Magnetic Field .....	0.5 T
Total Coil Copper .....	5'030 Ton
Power Dissipation .....	6.2 MW
Iron Yoke Mass .....	26'440 Ton

---