

Eclipsing binary millisecond pulsar PSR J1740-5340 – evolutionary considerations and observational test

Ene Ergma¹ and Marek J. Sarna²

¹ Physics Department, Tartu University, Ülikooli 18, 50090 Tartu, Estonia
e-mail: ene@physic.ut.ee

² N. Copernicus Astronomical Center, Polish Academy of Sciences, ul. Bartycka 18, 00-716 Warsaw, Poland.
e-mail: sarna@camk.edu.pl

received March 20; accepted

Abstract. We perform evolutionary calculations for a binary system with initial parameters: $M_{sg,i} = 1M_{\odot}$ and $M_{ns,i} = 1.4 M_{\odot}$ and $P_{orb,i}(RLOF) = 1.27$ d to produce observed binary parameters for the PSR J1740-5340. Our calculations support model proposed by D’Amico et al. (2001) in which this binary may be progenitor of a millisecond pulsar + helium white dwarf system. We propose observational test to verify this hypothesis. If the optical companion lack of carbon lines in its spectrum shows but the oxygen and nitrogen lines are present then our model correctly describes the evolutionary stage of PSR J1740-5340.

Key words. stars: evolution – chemical evolution – individual pulsar: PSR J1740-5340

1. Introduction

The millisecond pulsar PSR J1740-5340 was discovered during a systematic search of the Galactic globular cluster using the Parkers radio telescope (D’Amico et al. 2001 a, b). The PSR J1740-5340 in the globular cluster NGC 6397 is a member of a binary system with a relatively wide orbit of period 1.35 days, a companion with mass $M_c > 0.19 M_{\odot}$, and is eclipsed for about 40% of its orbit at a frequency of $\nu = 1.4$ GHz. Spin-down age of PSR J1740-5340 ($\tau_{sd} = P_{pul} / 2\dot{P}_{pul}$) is ~ 350 Myr and its surface magnetic field is $B = 3.2 \cdot 10^{19} (P_{pul} \dot{P}_{pul})^{1/2} \sim 8 \cdot 10^8$ G. Ferraro et al. (2001) report the optical identification of the companion to the millisecond pulsar. They found that observed modulation is just ~ 0.2 mag; that can be reproduced only if the companion has almost filled its Roche lobe and the orbital plane is nearly edge-on ($i \sim 90^{\circ}$). These two requirements are accomplished by a companion of mass in the range $0.19-0.22 M_{\odot}$, whose Roche lobe radius ($1.32-1.42 R_{\odot}$) just matches the lower limit for observed radius $R_c \sim 1.3-1.8 R_{\odot}$. D’Amico et al. (2001 a, b) and Ferraro et al. (2001) propose two hypothesis about the origin of this system.

For explaining the large mass loss rate they proposed that the companion is an evolved star that spun up the pulsar to millisecond period. The mass accretion and spinning up of the pulsar would now be inhibited by the pulsar wind flux which could expel the matter overflowing from

the Roche lobe of the companion. This would be the first confirmed example of a recently born millisecond pulsar.

Another hypothesis suggested that the optical companion is a Main-Sequence (M-S) star perturbed by the energetic flux emitted from the millisecond pulsar. The only 5% of the impinging power would be needed to sustain the inferred mass loss rate $\dot{M} < 2 \cdot 10^{-11} M_{\odot} yr^{-1}$ (D’Amico et al. 2001 b). This model should be more easily applicable to a M-S star, as large convective envelope favours bloating of the star.

Ergma, Sarna & Antipova (1998) investigated evolution and formation of short period binary millisecond pulsars near the so called bifurcation period (Pylyser & Savonije 1988). They found that if Roche lobe filling of the secondary occurs near bifurcation period then it is possible that the final orbital period (after detachment from Roche lobe) is near 1-2 days.

In this research note we shall show that it is possible to produce observational parameters for the system PSR J1740-5340 and that hypothesis proposed by D’Amico et al. (2001 a) really may work. If so we are observing binary right before formation of the detached He white dwarf + millisecond pulsar system. We also propose observational test to distinguish between the two hypothesis (M-S star vs. evolved star).

2. The evolutionary code

The evolutionary sequences we have calculated are comprised of two main phases:

- (i) detached evolution lasting until the companion fills its Roche lobe,
- (ii) semi-detached evolution.

2.1. Detached phase

The duration of the detached phase is somewhat uncertain; it may be determined either by the nuclear time-scale or by the much shorter time-scale of the orbital angular momentum loss owing to the magnetized stellar wind.

2.2. Semi-detached phase

In our calculations we assume that the semi-detached evolution of a binary system is non-conservative, i.e. the total mass and angular momentum of the system are not conserved. The formalism which we have adopted is described in Muslimov & Sarna (1993, 1995). We introduce the parameter, f_1 , characterizing the loss of mass from the binary system and defined by the relations

$$\dot{M} = \dot{M}_{sg} f_1 \quad \text{and} \quad \dot{M}_{ns} = -\dot{M}_{sg}(1 - f_1), \quad (1)$$

where \dot{M} is the mass-loss rate from the system, \dot{M}_{sg} is the rate of mass-loss from the donor (secondary) star, and \dot{M}_{ns} is the accretion rate onto the neutron star (primary). The matter leaving the system will carry away its intrinsic angular momentum in agreement with formula

$$\frac{\dot{J}}{J} = f_2 \frac{M_{ns} \dot{M}}{M_{sg} M} \quad yr^{-1}, \quad (2)$$

where M , M_{ns} and M_{sg} are the total mass of the system, the masses of the neutron star and donor star respectively. Here we have introduced the additional parameter, f_2 , which describes the efficiency of the orbital angular momentum loss from the system due to a stellar wind (Tout & Hall 1991). In our calculations we assume $f_1=1$ (all transferred matter loss from the system) and $f_2=1$ (typical stellar wind – see Tout & Hall 1991).

We also assume that the donor star, possessing a convective envelope, experiences magnetic braking (Mestel 1968, Mestel & Spruit 1987), and as a consequence of this, the system loses its orbital angular momentum.

In the semi-detached phase we have also included the effect of illumination of the donor star by the millisecond pulsar. In our calculations we assume that the illumination of the component by the hard (X-ray and γ -ray) radiation from the pulsar leads to additional heating of its photosphere (Muslimov & Sarna 1993). The effective temperature, T_{eff} , of the companion during the illumination stage is determined from the relation

$$L_{in} + L_{ill} = 4\pi\sigma R_{sg}^2 T_{eff}^4, \quad (3)$$

where L_{in} is the intrinsic luminosity corresponding to the radiation flux coming from the stellar interior σ is the Stefan–Boltzmann constant and R_{sg} is the stellar radius. L_{ill} is the millisecond pulsar radiation that heats the photosphere, and is

$$L_{ill} = f_3 \left(\frac{R_{sg}}{2a} \right)^2 L_{rot} \quad (4)$$

and L_{rot} is “rotational luminosity” of the neutron star due to magneto-dipole radiation (plus a wind of relativistic particles)

$$L_{rot} = \frac{2}{3c^3} B^2 R_{ns}^6 \left(\frac{2\pi}{P_{pul}} \right)^4 \quad (5)$$

where R_{ns} is the neutron star radius, B is the value of the magnetic field strength at the neutron star and P_{pul} is the pulsar spin period. f_3 is a factor characterizing the efficiency of transformation of irradiation flux into thermal energy (in our case we take $f_3 = 2 \cdot 10^{-3}$). Note that in our calculations the effect of irradiation is formally treated by means of modification of the outer boundary condition, according to above the relation.

2.3. Pulsar spin evolution

We also follow the rotational evolution of the neutron star which is determined mainly by the accretion rate and the temporal evolution of the magnetic field of the neutron star. For the temporal evolution of the magnetic field the model by Urpin & Muslimov (1992) has been used.

As the neutron star spins up, the net accretion torque gradually decreases and the spin period reaches its equilibrium value given (see e.g. van den Heuvel 1977) by

$$P_{eq} = 2.1 B_9^{6/7} \left(\frac{\dot{M}_{sg}}{\dot{M}_{edd}} \right)^{-3/7} \text{ ms} \quad (6)$$

When the spin period of the neutron star reaches P_* , determined as

$$P_* = 1.9 B_9^{1/2} \left(\frac{\dot{M}_{sg}}{\dot{M}_{edd}} \right)^{-1/4} \left(\frac{R_{sg}}{M_{sg}} \right)^{1/8} \text{ ms} \quad (7)$$

where $B_9 = B/10^9 \text{G}$, \dot{M}_{edd} is the Eddington mass accretion rate (for more details see Muslimov & Sarna, 1993), then accreted matter is expected to be ejected from the system by the pressure of magneto-dipole radiation.

2.4. Nuclear network

Our nuclear reaction network is based on that of Kudryashov & Ergma (1980), who included the reactions of the CNO tri-cycle in their calculations of hydrogen and helium burning in the envelope of an accreting neutron star. We have included the reactions of the proton-proton (PP) chain. Hence we are able to follow the evolution of

the nuclei: ^1H , ^3He , ^4He , ^7Be , ^{12}C , ^{13}C , ^{13}N , ^{14}N , ^{15}N , ^{14}O , ^{15}O , ^{16}O , ^{17}O and ^{17}F . We assume that the abundances of ^{18}O and ^{20}Ne stay constant throughout the evolution. We use the reaction rates from: Fowler, Caughlan & Zimmerman (1967, 1975), Harris et al. (1983) and Pols et al. (1995).

3. Results of calculations

We perform calculations for the following system parameters: $M_{sg,i}=1M_{\odot}$, $M_{ns,i}=1.4M_{\odot}$, $P_{orb,i}(RLOF)=1.1\text{--}1.5$ d and chemical composition: $X=0.7$, $Z=0.003$. In Fig. 1 we show the mass-loss rate from the donor star versus secondary mass. If Roche lobe filling of secondary occurs near bifurcation period (the bifurcation period separates the formation of the converging systems: $P_f < P_{orb,i}(RLOF)$ from the diverging systems: $P_f > P_{orb,i}(RLOF)$, where P_f and $P_{orb,i}(RLOF)$ are the final and initial orbital periods, respectively) then as it was already found by Tutukov et al. (1985) the orbital evolution is quite different than in the case when the secondary Roche lobe filling occurs far from bifurcation period. At the beginning, mass loss rate is high and the pulsar will spin up to current spin period, then the mass loss rate quickly decreases. Near bifurcation period two time scales: nuclear time-scale of the secondary and the angular momentum loss time-scale are very close each others. Therefore, during the binary evolution orbital period changes are insignificant in comparison with initial orbital period (Tutukov et al. 1985, Ergma et al. 1998).

For various accretion rate we can estimate the optical depth of the stellar wind due to free-free absorption (Illarionov & Sunyaev 1975)

$$\tau_{ff} = \frac{100(\dot{M}_{sg}/\dot{M}_{edd})^2}{(M_{sg} + M_{ns})/M_{\odot}} \left(\frac{\lambda}{75\text{cm}}\right)^2 \left(\frac{T}{10^4}\right)^{-1.5} \left(\frac{P}{1\text{yr}}\right)^{-2} \quad (8)$$

In Fig 1. for secular mass loss rate the line below τ_{ff} is less than unity and the region where pulsar is in “propeller phase” (right from vertical line) are shown. Although the optical depth for secular mass loss is less than unity due to “propeller phase” plasma inside the system may be very clumsy with much higher optical depth and free-free absorption alone could be viable eclipse mechanism.

The model which provides the best fitting for the observed physical and orbital parameters is for $P_{orb,i}=1.27$ d. During semi-detached evolution, near $P_{orb}=1.35$ days secondary mass has decreased to $M_{sg} \sim 0.2M_{\odot}$, its radius is $\sim 1.38R_{\odot}$ and effective temperature 5620 K. Both values fit well with observed values (D’Amico et al. 2001 a, Ferraro et al. 2001). From Taylor et al. (2001) we know that $m_v=16.66$ mag for optical component of PSR J1740+5340. From Harris (1996) we find that distance modulus to NGC 6397 is 12.25 mag. These numbers gives absolut magnitude $M_v=4.41$ mag. From our theoretical temperature and radius determination we calculated $M_{bol} = 4.166$ mag. The bolometric correction from Houdashelt, Bell & Sweigert (2000) gives $BC=0.272\pm 0.007$ for assuming metalicity between

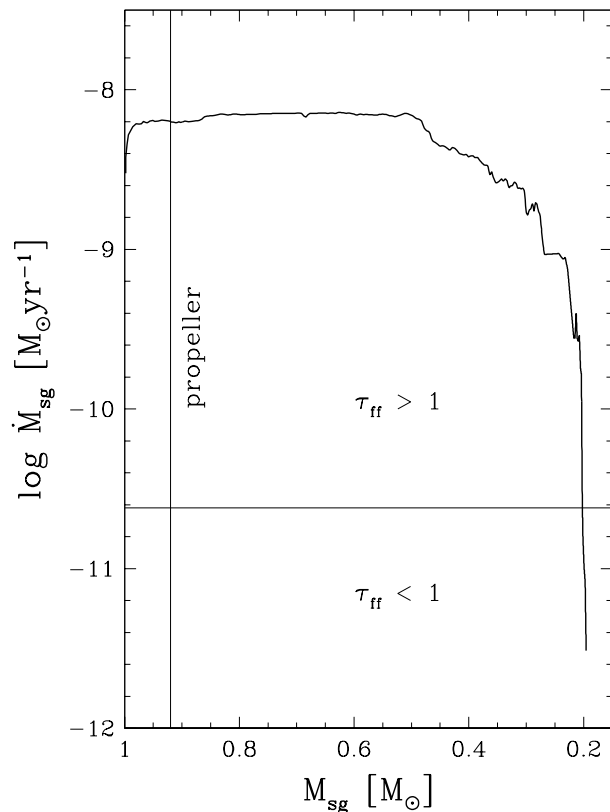


Fig. 1. The evolution of the mass transfer rate versus secondary mass. The horizontal line below which τ_{ff} is less than 1 is shown. To the right from vertical line the pulsar is in “propeller phase”

($\log[\text{Fe}/\text{H}]$) -2 and -3 . The theoretical value of $M_v=4.44$ mag agree perfectly with Taylor et al. (2001) determination.

Fig. 2 a) and b) depict the temporal behaviour of the neutron star spin period, P_{pul} , as well as P_{eq} and P_* , in the case when $B=5 \cdot 10^8$ and $8 \cdot 10^8$ G, respectively, at the beginning of the accretion stage. Fig. 2 shows that, prior to reaching its equilibrium value before the spin period reaches its equilibrium value (P_{eq}), the spin period decreases to the value of P_* and the condition $P_{pul} \leq P_*$ is satisfied. After this, the evolution of the neutron star spin period is determined by magneto-dipole braking. When the spin period of the neutron star reaches P_* (eq. 6) then the accreted matter is expected to be ejected from the system by the pressure of magneto-dipole radiation. It happens when $M_{sg} \sim 0.92M_{\odot}$, $\dot{M}_{sg} \sim 6 \cdot 10^{-9}M_{\odot} \text{ yr}^{-1}$ for $B=5 \cdot 10^8$ G and when $M_{sg} \sim 0.95M_{\odot}$, $\dot{M}_{sg} \sim 6.4 \cdot 10^{-9}M_{\odot} \text{ yr}^{-1}$ for $B=8 \cdot 10^8$ G, respectively. It should be pointed out that, in both cases the mass of the neutron star will grow, with ejection of accreted matter stopping at the value $< 1.5M_{\odot}$ at the beginning of the ejection phase.

Note also, that for binary system parameters as above, pulsar spin period is 3.5 and 5 ms for $5 \cdot 10^8$ and $8 \cdot 10^8$ G, respectively. This will suggest that the value of $8 \cdot 10^8$ G given by D’Amico et al. (2001 b) is overestimated.

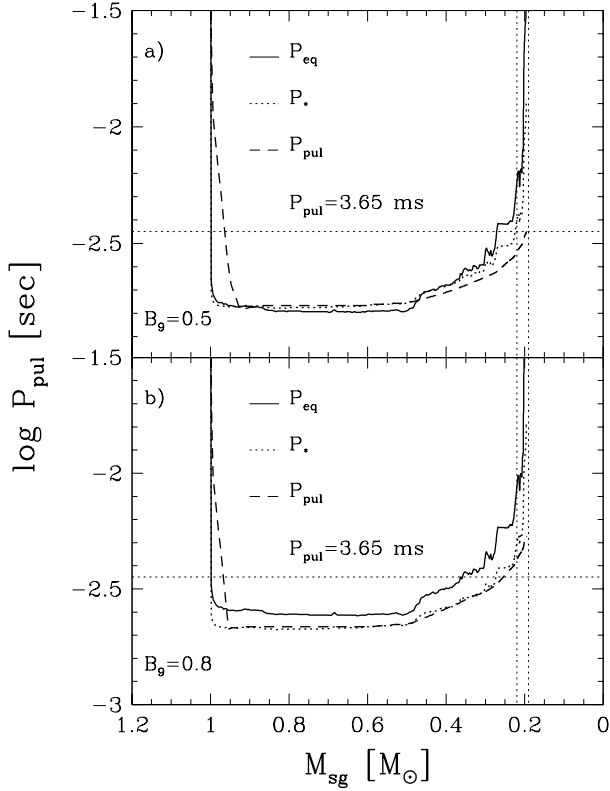


Fig. 2. The evolution of the spin period (P_{pul}) of the pulsar, equilibrium period (P_{eq}) and P_* versus the mass of the secondary for two values of magnetic field strength $5 \cdot 10^8$ G (a) and $8 \cdot 10^8$ G. The horizontal dotted line shows the spin period of PSR J1740–53. The vertical lines show the mass range of the secondary star.

4. Observational test

We propose that observations of abundances of C, N, O elements in the spectra of optical companion of PSR J1740–5340 may give additional information about the nature of the secondary being either i) perturbed low-mass M–S star or ii) evolved star (helium) which has lost its envelope during the accretion phase. In Fig. 3 we present evolution of the optical companion surface chemical composition as a function of the secondary mass (for case ii)). Near orbital period $P_{orb} = 1.35$ d for the evolved star, carbon and oxygen are depleted by -2.6 dex and -0.8 dex (in comparison to cosmic abundances), respectively. Only nitrogen lines will show cosmic abundances (see Fig. 3). In the case of the low-mass M–S star C, N, O abundances will be as for the halo and disc metal poor ($[Fe/H] < -1.5$) dwarfs (Carretta, Gratton & Sneden 2000 and references therein). In the case of the evolved star (helium) N will be overabundant (approximately solar) when O abundance will be as for metal poor dwarfs. It will be lack of carbon lines in the evolved star spectrum.

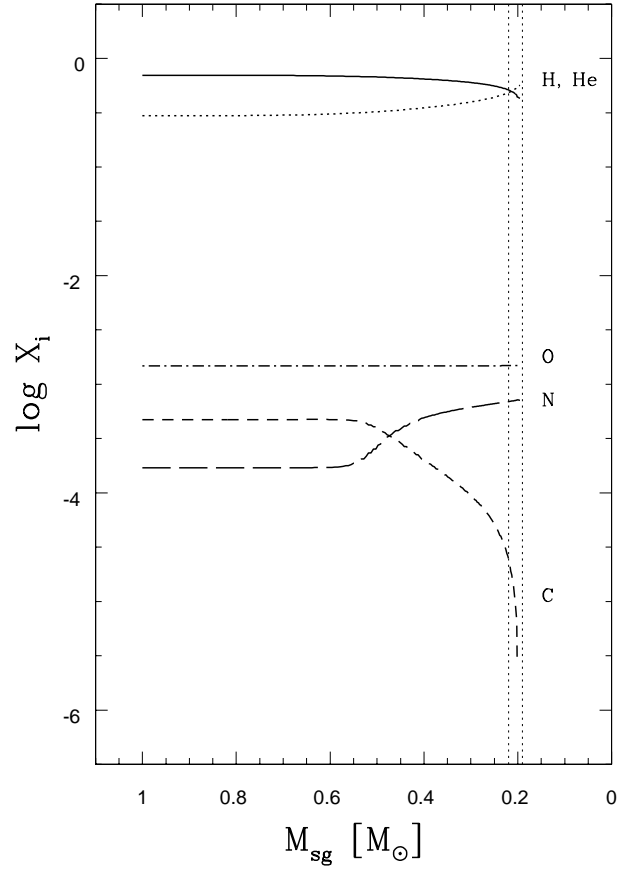


Fig. 3. The evolution of the red giant surface abundances of H, He, C, N and O as a function of the subgiant mass M_{sg} . The vertical lines show the mass range of the secondary star.

5. Conclusions

We accept D’Amico et al. (2001 a) hypothesis that the eclipsing binary millisecond pulsar PSR J 1740–5340 may be regarded as a recently born binary millisecond pulsar system. Our calculations shows that it is possible to build the evolutionary scenario for the binary system with the orbital parameters, secondary mass and radius which fit well those for PSR J1740–5340. We also suggest that the observed abundances of C, N, O elements in the spectra of optical companion of millisecond pulsar can tell us about evolutionary stage of secondary. If carbon is depleted then we really have a unique situation involving pre-He wd + millisecond pulsar system.

ACKNOWLEDGMENTS

This work is partly supported through grants 2–P03D–005–16 of the Polish National Committee for Scientific Research and Collaborative Linkage Grant PST.CLG.977383. EE acknowledge support through Estonian SF grant 4338.

References

- D'Amico N., Lyne, A. G., Manchester R. N., Possenti A., Camilo F., 2001a, *ApJ*, 548, L171
- D'Amico N., Possenti A., Manchester R. N., Sarkissian J., Lyne, A. G., Camilo F., 2001b, *ApJ*, 561, L89
- Carretta E., Gratton R. G., Seden C., 2000, *A&A*, 356, 238
- Ergma E., Sarna M. J., Antipova J., 1998, *MNRAS*, 300, 352
- Ferraro F. R., Possenti A., d'Amico N., Sabbi E., 2001, *ApJ*, 561, L93
- Fowler W. A., Caughlan G. R., Zimmerman B. A., 1967, *ARA&A*, 5, 525
- Fowler W. A., Caughlan G. R., Zimmerman B. A., 1975, *ARA&A*, 13, 69
- Harris M. J., Fowler W. A., Caughlan G. R., Zimmerman B. A., 1983, *ARA&A*, 21, 165
- Harris W. E., 1996, *AJ*, 112, 1487
- Houdashelt M. L., Bell R. A., Sweigert A. V., 2000, *AJ*, 119, 1448
- Illarionov A. F., Sunyaev R. A., 1975, *AA*, 39, 195
- Kudryashov A. D., Ergma E. V., 1980, *Sov. Astron. Lett.*, 6, 375
- Mestel L., 1968, *MNRAS*, 138, 359
- Mestel L., Spruit H., 1987, *MNRAS*, 226, 57
- Muslimov A. G., Sarna M. J., 1993, *MNRAS*, 262, 164
- Muslimov A. G., Sarna M. J., 1995, *ApJ*, 448, 289
- Pols O. R., Tout C. A., Eggleton P. P., Han Z., 1995, *MNRAS*, 274, 964
- Pylyser E. H., Savonije G. J., 1988, *AA*, 191, 57
- Taylor J. M., Grindlay J. E., Edmonds P. D., Cool A. M., 2001, 553, L169
- Tout C. A., Hall D. S., 1991, *MNRAS*, 253, 9
- Tutukov A. V., Fedorova A. V., Ergma E., Yungelson L. R., 1985, *SvA*, 11, 123
- Urpin V. A., Muslimov A. G., 1992, *MNRAS*, 256, 261
- van den Heuvel E. P. J., 1977, *Ann. NY Acad. Sci.*, 302, 14