

**FIRST RESULTS FROM A XMM-NEWTON SURVEY OF A DISTANCE-LIMITED  
( $D < 22$  MPC) SAMPLE OF SEYFERT GALAXIES. II – THE GALACTIC SERENDIPITOUS  
SOURCES**

L. Foschini<sup>1</sup>, G. Di Cocco<sup>1</sup>, M. Dadina<sup>1</sup>, L. Bassani<sup>1</sup>, M. Cappi<sup>1</sup>, J. B. Stephen<sup>1</sup>, M. Trifoglio<sup>1</sup>, F. Gianotti<sup>1</sup>, L. C. Ho<sup>2</sup>, J. Mulchaey<sup>2</sup>, F. Panessa<sup>1,3</sup>, E. Piconcelli<sup>1,3</sup>

<sup>1</sup>IASF – CNR, Sezione di Bologna (formerly iTeSRE). Via Gobetti 101, 40129 Bologna (Italy)

<sup>2</sup>The Observatories of the Carnegie Institution of Washington, 813 Santa Barbara Street, Pasadena, CA 91101 (USA)

<sup>3</sup>Dipartimento di Astronomia, Università di Bologna (Italy)

ABSTRACT

We present preliminary results from a study with *XMM-Newton* of the galactic serendipitous sources in a sample of 28 nearby Seyfert galaxies (with  $D < 22$  Mpc). We concentrate here on a subset of four galaxies, namely: NGC3185, NGC3486, NGC3941, and NGC4565. In these galaxies we found six ultraluminous X-ray source (ULX). The large collecting area of *XMM-Newton* makes the statistics sufficient to perform spectral fitting with simple models. We shortly discuss the results obtained so far.

Key words: X-ray: galaxies – X-rays: binaries

1. INTRODUCTION

The X-ray emission from Seyfert host galaxies is essentially composed by the contribution of a number of discrete sources and the hot interstellar plasma (Fabbiano 1989). Most of the discrete sources appear to be close accreting binaries, with a compact companion. *Einstein* observations of the bulge of M31 showed a population of about 100 low mass X-ray binaries LMXRB (Fabbiano et al. 1987). Later on, Supper et al. (1997) showed, by using *ROSAT* data, that the most luminous of these objects has  $L_X = 2 \times 10^{38}$  erg/s, close to the Eddington limit for a  $1.4M_\odot$  neutron star.

Recently, several sources with X-ray luminosity quite higher than the Eddington limit for a neutron star have been detected in nearby galaxies (e.g. Read et al. 1997, Makishima et al. 2000, Zezas et al. 2001). The highest luminosity value is about  $2 \times 10^{40}$  erg/s. Fabbiano et al. (2001) found with *Chandra* 14 pointlike sources in the Antennae galaxies, with luminosities above  $10^{39}$  erg/s and up to  $10^{40}$  erg/s.

This discovery has raised difficulties to interpret these sources. Even though it is statistically possible to have some individual cases of off-centre black holes with masses of the order of  $10^3 - 10^4 M_\odot$  (by assuming a typical Eddington ratio of 0.1 – 0.01; cf. Nowak 1995), it is very difficult to explain the high number of sources detected so far within this scenario. Several other hypotheses have been suggested about the nature of ULX: anisotropic emission from accreting black holes (King et al. 2001), emission

from jets in microblazar (Körding et al. 2002), emission from accreting Kerr black holes (Makishima et al. 2000). However, the lack of sufficient spectral information did not allow to date to distinguish among the different models proposed.

Here we present early results of the analysis of six of the most luminous galactic serendipitous sources detected with *XMM-Newton* during a survey of a distance-limited ( $D < 22$  Mpc) sample of Seyfert galaxies (Di Cocco et al. 2000, Cappi et al. these Proceedings).

2. XMM-NEWTON DATA

The present analysis refers to the six brightest off-nuclear sources to date detected in our sample of nearby galaxies (Table 1). The nominal exposures are about 10 ks for each target. Proton flares reduced the useful exposure of NGC3486 and NGC3941 observations to 5 and 6.5 ks, respectively.

To define an X-ray source as an off-nuclear galactic object, we used two selection criteria: the object has to be inside the DSS (Digitized Sky Survey) optical contours of the host galaxy and sufficiently far from the optical centre, to avoid confusion with galaxy active nucleus. Considering an absolute location accuracy for *XMM-Newton* of about  $4''$  (Jansen et al. 2001), and combining it with the uncertainty of  $2.5''$  in the optical position, we searched for off-nuclear sources at least  $10''$  away from the optical centre of the host galaxy. Among the several detections in the sample available to date, we select the six brightest sources (see Fig. 1, Fig. 2), three of which are still unidentified, while the remaining three were already detected with *ROSAT* (Vogler et al. 1996). The coordinates and the distances from the optical centre of the galaxy are summarized in Table 1.

For the processing, screening, and analysis of the data we used the standard tools of XMM-SAS software v. 5.0.1 and HEASoft Xspec (11.0.1). The images are prepared with DS9 v. 2.1, together with ZHTools v. 2.0.2. We do not apply the correction for vignetting, because all the selected sources are close to the centre of the FOV (less than  $2'$ ).

Table 1. Coordinates of the selected sources in the galaxies observed with XMM–Newton. ROSAT detections are taken from Vogler et al. (1996). The Distance column indicates the angular distance from the optical centre of the galaxy in arcsec and in kpc between brackets.

Object	Host Galaxy	RA, Dec (J2000)	Distance	ROSAT Position
XMMU J101737.4+214145	NGC3185	10:17:37.4, +21:41:45	33 (3.4)	–
XMMU J110022.4+285818	NGC3486	11:00:22.4, +28:58:18	26 (0.9)	–
XMMU J115258.2+365858	NGC3941	11:52:58.2, +36:58:58	36 (3.3)	–
XMM J123617.5+285855	NGC4565	12:36:17.5, +25:58:55	52 (2.4)	RX J1236.2+2558
XMM J123614.6+260051	NGC4565	12:36:14.6, +26:00:51	131 (6.2)	RX J1236.2+2600
XMM J123627.5+255733	NGC4565	12:36:27.5, +25:57:33	133 (6.3)	RX J1236.4+2557




Figure 1. Images from MOS1 data, in the 0.2–10 keV energy band, with contours from optical images (DSS) superposed. (A, left) NGC4565, with the three sources encircled (cf. Table1); (B, right) NGC3185 with XMMU J101737.4+214145.

### 3. SPECTRAL FITTING

Statistics are generally good enough to perform a spectral fitting with simple models. After a survey of existing literature (cf., for example, Colbert & Mushotzky 1999, Makishima et al. 2000) we decided to fit the data from MOS1, MOS2, and PN, with the following models: power law (PL), black body (BB), thermal bremsstrahlung (BR), unsaturated Comptonization (CST) by Sunyaev & Titarchuk (1980), and the multicolor black body accretion disk (MCD) by Mitsuda et al. (1984). The results are summarized in Table 2, where we report only the fits with reduced- $\chi^2$  lower than 2.

For the first four sources in Table 2 provides the best fit with a simple power law with  $\Gamma \approx 1.7 - 2.2$  (for an example of spectrum, see Fig. 3A). The two remaining cases are best fitted with a black body model, with  $kT \approx 0.5 - 0.9$  keV (for an example see Fig. 3B). It is known that the emission expected from a black hole X-ray binary (BHXR) is variable: in the hard state, the spectrum is typically a power law with  $\Gamma \approx 1.3 - 1.9$ , while in the soft state the spectral index increases up to about 2.5 and a soft component appears in the X-ray spectrum (e.g. Ebisawa et al. 1996). Therefore, given the actual statistics, our sources could be BHXR in a hard/soft state. The exposures are too short to perform meaningful time variability

studies. This is unfortunate because variability could help to distinguish XRB from, e.g., young X-ray supernovae remnants.

It is interesting to note that the MCD model, which has often been successful in the past for ULX (e.g. Colbert & Mushotzky 1999, Makishima et al. 2000), does not fit well most of our sources. Even when we obtain a reasonable fit with MCD (for the last two sources in Table 2), statistics give a better fit with a simple black body model.

The unsaturated Comptonization (CST) does not give acceptable fits, except for XMM J123617.5+285855, for which it represents the second best fit, after the power law (with  $\Gamma = 2.0 \pm 0.2$ ).

### 4. LUMINOSITIES

The luminosities observed are in the range  $4 - 65 \times 10^{38}$  erg/s, depending on the model considered. Under the assumption of uniform and isotropic accretion, a bolometric luminosity approximately equal to the X-ray luminosity, and an Eddington ratio of 1, these values suggest the presence of compact objects with masses between 3 and  $50 M_{\odot}$ . If the Eddington ratio is in the range of about 0.1 – 0.01, as suggested by observations of galactic black holes (e.g. Nowak 1995), this would imply a mass range of  $30 - 5000 M_{\odot}$ .

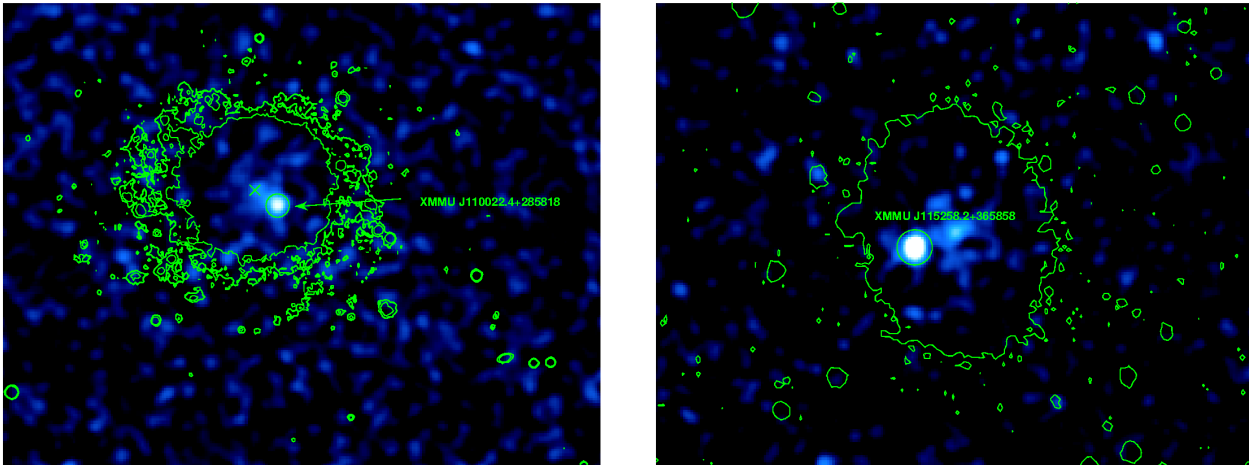


Figure 2. Images from *MOS1* data, in the 0.2–10 keV energy band, with contours from optical images (*DSS*) superposed. Refer to Table 1 for more details on the source locations. (A, left) *NGC3486*, the cross indicate the optical centre of the host galaxy; (B, right) *NGC3941*. In both cases, the off-nuclear source is more luminous than the nucleus.

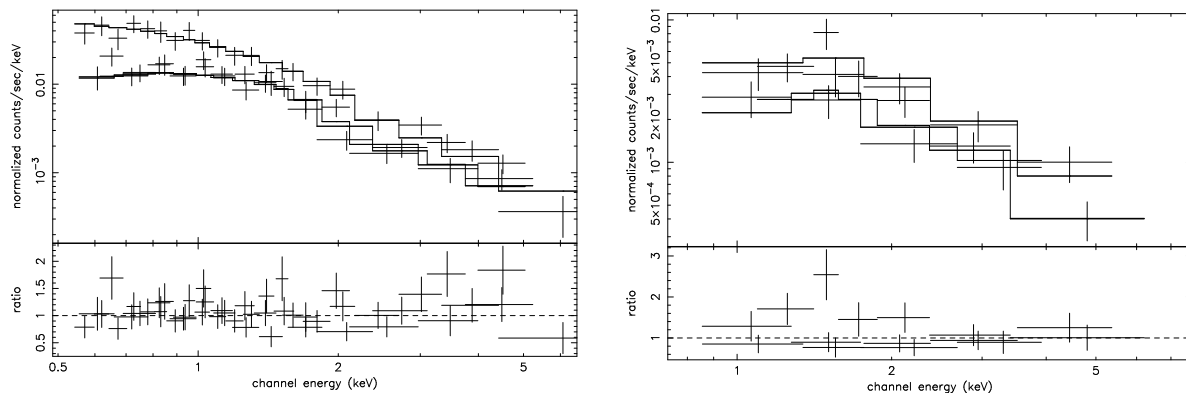


Figure 3. Combined spectrum (*MOS1*, *MOS2*, *PN*) of (A, left) the source *XMM J123617.5+285855* in *NGC4565*, fitted with a power law model and (B) the source *XMM J123614.6+260051*, fitted with a black body model. Refer to Table 2 for more details.

Such high masses are difficult to explain for off-centre sources and several authors have proposed alternatives to the above scenario. For example, Makishima et al. (2000) proposed a Kerr BH scenario: in this case, the luminosity produced by a spinning BH can be up to 7 times larger than in a Schwarzschild BH. On the other hand, King et al. (2001) suggested that the matter could accrete anisotropically: an anisotropic factor of 0.1–0.01 reduces the values of the mass to those typically observed in X-ray binaries in the Milky Way. Finally, Körding et al. (2002) suggested the possibility of relativistic beaming due to the presence of jets coupled to an accretion disk. With respect to this scenario, it is worth noting that Mirabel & Rodríguez (1999) found that the speed of the relativistic jet has a bimodal distribution. For an accreting neutron star  $v \approx 0.3c$ , lower than the value related to the case of an accreting black hole ( $v \approx 0.9c$ ). In this scenario, if the angle between the line of sight and the axis of ejection is

very small (less than  $10^\circ$ ), the flux density is boosted up to  $8\gamma^3$  ( $\gamma$  is the Lorentz factor) with respect to its value in the rest frame. With the speed values cited above, the flux boosting for an accreting neutron star could be increased by about 10 times, while it could be even 100 times if a black hole is present (cf. Georganopoulos et al. 2001).

## 5. FINAL REMARKS

We present preliminary results from the analysis of the brightest sources detected in a sample of four nearby spiral galaxies. Statistics are sufficient to perform a spectral fitting with simple models. What is emerging from this preliminary analysis is that their spectral properties, given the present statistics, are best consistent with models typical of accreting BH binaries in a hard/soft state. But the luminosities observed probably require some anisotropy or beaming in the emission. Observations with higher exposures and at other wavelengths (particularly optical and

Table 2. Summary of the spectral fitting based on combined MOS1, MOS2, and PN data for the six sources. Uncertainties in the parameters estimate are at the 90% confidence limits. Distances are taken from Ho et al. (1997).

Model <sup>a</sup>	Parameter	$N_H^b$ [ $10^{22}$ cm $^{-2}$ ]	$\chi^2/\nu$	Flux 0.5-10 keV [ $10^{-14}$ erg cm $^{-2}$ s $^{-1}$ ]	Lumin. 0.5-10 keV [ $10^{39}$ erg/s]
Source:	XMMU J101737.4+214145	(NGC3185)	( $D = 21.3$ Mpc)		
PL	$\Gamma = 1.7 \pm 0.8$	–	6.3/6	3.1	1.7
BB	$kT = 0.4 \pm 0.2$ keV	–	10.3/6	1.4	0.8
Source:	XMMU J110022.4+285818	(NGC3486)	( $D = 7.4$ Mpc)		
PL	$\Gamma = 2.2 \pm 0.5$	–	7.7/14	8.3	0.5
BB	$kT = 0.26 \pm 0.05$ keV	–	13.3/14	4.3	0.3
MCD	$kT = 0.4 \pm 0.2$ keV	–	11.9/14	4.9	0.3
Source:	XMMU J115258.2+365858	(NGC3941)	( $D = 18.9$ Mpc)		
PL	$\Gamma = 1.9 \pm 0.2$	–	17.8/19	17.1	7.4
BR	$kT = 4 \pm 2$ keV	–	24.4/19	14.4	6.2
Source:	XMM J123617.5+285855	(NGC4565)	( $D = 9.7$ Mpc)		
PL	$\Gamma = 2.0 \pm 0.2$	$< 0.06$	42.7/45	20.3	2.4
BR	$kT = 3.4 \pm 0.8$ keV	–	48.4/46	17.8	2.0
CST	$kT = 1.8 \pm 0.6$ keV $\tau_e = 16 \pm 7$	–	42.8/45	19.4	2.1
MCD	$kT = 0.8 \pm 0.1$ keV	–	83.1/46	14.2	1.6
Source:	XMM J123614.6+260051	(NGC4565)	( $D = 9.7$ Mpc)		
PL	$\Gamma = 1.8 \pm 0.5$	$0.6 \pm 0.4$	17.1/12	10.6	1.7
BB	$kT = 0.9 \pm 0.1$ keV	–	17.7/13	7.5	0.8
MCD	$kT = 2 \pm 1$ keV	–	20.8/13	10.4	1.1
Source:	XMM J123627.5+255733	(NGC4565)	( $D = 9.7$ Mpc)		
PL	$\Gamma = 2.7 \pm 0.9$	$0.5 \pm 0.4$	13.5/9	5.1	1.2
BB	$kT = 0.52 \pm 0.07$ keV	–	13.5/10	3.9	0.4
MCD	$kT = 1.0 \pm 0.3$ keV	–	15.1/10	4.7	0.5

<sup>a</sup> PL: power law; BB: black body; BR: thermal bremsstrahlung; CST: unsaturated Comptonization; MCD: multicolor accretion disk.

<sup>b</sup> Intrinsic absorption of the source, in addition to the galactic  $N_H$ .

radio) are required to put tighter constraints on the nature of these enigmatic objects.

#### ACKNOWLEDGEMENTS

This work is based on observations obtained with *XMM-Newton*, an ESA science mission with instruments and contributions directly funded by ESA Member States and the USA (NASA). We gratefully acknowledge partial support funding from the Italian Space Agency (ASI). This research has made use of NASA's *Astrophysics Data System Abstract Service*.

#### REFERENCES

- Colbert E.J.M., Mushotzky R.F., 1999, ApJ 519, 89  
 Di Cocco G., Cappi M., Trifoglio M., et al., 2000, American Astronomical Society, HEAD Meeting 32  
 Ebisawa K., Titarchuk L., Chakrabarti S.K., 1996, PASJ 48, 59  
 Fabbiano G., 1989, ARA&A 27, 87  
 Fabbiano G., Trinchieri G., van Speybroeck L.S., 1987, ApJ 316, 127  
 Fabbiano G., Zezas A., Murray S.S., 2001, ApJ 554, 1035  
 Georganopoulos M., Aharonian F.A., Kirk J.G., 2001, astro-ph/0110379  
 Jansen F., Lumb D., Altieri B., et al., 2001, A&A 365, L1  
 Ho L.C., Filippenko A.V., Sargent W.L.W., 1997, ApJS 112, 315  
 King A.R., Davies M.B., Ward M.J., et al., 2001, ApJ 552, L109  
 K rding E., Falcke H., Markoff S., 2002, A&A 382, L13  
 Makishima K., Kubota A., Mizuno T., et al., 2000, ApJ 535, 632  
 Mirabel I.F., Rodr guez L.F., 1999, ARAA 37, 409  
 Mitsuda K., Inoue H., Koyama K., et al., 1984, PASJ 36, 741  
 Nowak M.A., 1995, PASP 107, 1207  
 Read A.M., Ponman T.J., Strickland D.K., 1997, MNRAS 286, 626  
 Sunyaev R.A., Titarchuk L.G., 1980, A&A 86, 121  
 Supper R., Hasinger G., Pietsch W., et al., 1997, A&A 317, 328  
 Vogler A., Pietsch W., Kababka P., 1996, A&A 305, 74  
 Zezas A., Fabbiano G., Prestwich A., et al., 2001, astro-ph/0109302