

## The Local Interstellar Ultraviolet Radiation Field

Richard Conn Henry<sup>1,2</sup>

*Center for Astrophysical Sciences,  
Henry A. Rowland Department of Physics and Astronomy,  
The Johns Hopkins University, Baltimore, MD 21218*

henry@jhu.edu

### ABSTRACT

I have used the Hipparcos Input Catalog, together with Kurucz model stellar atmospheres, and information on the strength of the interstellar extinction, to create a model of the expected intensity and spectral distribution of the local interstellar ultraviolet radiation field, under various assumptions concerning the albedo  $a$  of the interstellar grains. (This ultraviolet radiation field is of particular interest because of the fact that ultraviolet radiation is capable of profoundly affecting the chemistry of the interstellar medium.) By comparing my models with the observations, I am able to conclude that the albedo  $a$  of the interstellar grains in the far ultraviolet is very low, perhaps  $a = 0.1$ . I also advance arguments that my present determination of this albedo is *much more reliable* than any of the many previous (and conflicting) ultraviolet interstellar grain albedo determinations. Beyond this, I show that the ultraviolet background radiation that is observed at high galactic latitudes *must be extragalactic* in origin, as it cannot be backscatter of the interstellar radiation field.

*Subject headings:* ISM: dust—radiation: ultraviolet

---

<sup>1</sup>Director, Maryland Space Grant Consortium.

<sup>2</sup>Member, Principal Professional Staff, The Johns Hopkins University Applied Physics Laboratory.

## 1. Introduction

The physics of the local interstellar medium is profoundly influenced by the intensity and spectrum of the local interstellar radiation field, particularly in the ionizing ultraviolet; but our knowledge of the *strength* of that radiation field has considerable uncertainty. There are few observations, and existing models are far from perfect.

In the present paper I improve on the method for estimating the brightness of the radiation field that was invented by Henry (1977), who showed that by simply integrating the flux that is expected from the stars that are included in the Yale Bright Star Catalog, one could provide a useful estimate of the local interstellar ultraviolet radiation field intensity. Henry showed that, in the ultraviolet, such an integration *converged*, demonstrating that the Bright Star Catalog went sufficiently deep to provide a complete result.

Henry’s approach has the serious defect that, as he implemented it, it does not predict the *scattered-light* component of the interstellar ultraviolet radiation field. It is that defect that I repair in the present paper.

There is another reason for wanting to know the brightness and spectrum of the interstellar radiation field in the ultraviolet, quite apart from its influence on interstellar chemistry. Henry (1991, 1999) has claimed that the spectrum of diffuse ultraviolet background radiation that is observed at high galactic latitudes has a sharp break near 1216 Å, with only an upper limit measurable below that wavelength, and a roughly constant spectrum at 300 to 400 photons cm<sup>-2</sup> sr<sup>-1</sup> s<sup>-1</sup> Å<sup>-1</sup> longward of that wavelength, to 2800 Å (as appears in the spectrum of Anderson et al. 1979a,b), and continuing through the visible portion of the spectrum (Bernstein 1998; Bernstein, Freedman, and Madore 2002, ApJ, in press), and he has suggested that this radiation originates in recombination radiation from the baryonic component of the intergalactic medium.

A much simpler and more conservative interpretation is that the light in the ultraviolet at high galactic latitudes is simply galactic starlight that is reflected by high latitude interstellar dust: some people have argued that there *is* plenty of such dust (perhaps  $A_V = 0.1$ , according to the assessment of Henry and Murthy (1994)) at high galactic latitudes (as revealed, for example, by IRAS) and if that is so, then the observed decline at the shortest wavelengths *might* be due to nothing more than a decline at short wavelengths in the intensity of the general interstellar radiation field. (If that view, that there is plenty of dust, is wrong, and there is in fact little dust at high galactic latitudes, then of course the alternative explanation collapses immediately.)

Henry’s argument against this simpler picture has been his citation of the observation of the Coalsack nebula by Murthy, Henry, and Holberg (1994), who found that the bright

ultraviolet spectrum of reflecting interstellar dust toward the Coalsack, which they observed with *Voyager*, most definitely does *not* decline below Lyman  $\alpha$ . The difficulty with this argument is that the Coalsack is being illuminated primarily by three stars ( $\alpha$  Cru, B0.5 IV,  $V = 1.58$ ;  $\beta$  Cru, B0.5 III,  $V = 1.25$ ; and  $\beta$  Cen, B1 III,  $V = 0.61$ ) that are among the brightest ultraviolet stars in the sky, and, specifically, that these particular stars are exceptionally hot and are also very close physically to the dust that they are illuminating, so that their light can be expected to dominate the scattered radiation. Thus, one could argue that, in this case, the illumination is atypical, and that the general interstellar radiation field (which is what actually illuminates the high-galactic-latitude dust) has a cooler spectrum that does indeed decline sharply below Lyman  $\alpha$ . Only by determining the actual expected spectrum of the interstellar radiation field can one rule out this possibility, and a desire to assess this (yea or nay) formed a major motivation for the present work.

## 2. The Star Catalog Integration

For the new star catalog integrations, I use the Hipparcos Input Catalog, Version 2 (<http://cdsweb.u-strasbg.fr/cgi-bin/Cat?I/196>), which contains information on 118,209 stars. For each of these stars, I extracted the spectral class (as well as information on the luminosity class), the  $V$  magnitude, and the observed  $B - V$  color. From the spectral class and the estimated luminosity class, I ascertained the *intrinsic*  $B - V$  color  $(B - V)_0$ , and hence obtained  $A_V = 3.1 E_{B-V} \equiv 3.1 [(B - V) - (B - V)_0]$ . Stars with negative  $E_{B-V}$  were assigned  $A_V = 0$ . Specifically, if a star was identified as luminosity I or II, I obtained  $(B - V)_0$  from Allen (2000, page 388, “Supergiants”); otherwise, from the same table in Allen, but the  $(B - V)_0$  that is listed under “Main Sequence.” (Giants; that is, luminosity class III stars; are not listed separately in Allen, for the hot stars that are of greatest interest.)

I obtained the temperature of each star by ascertaining its effective temperature (as a function of that star’s spectral class) according to the prescription of Allen (2000, page 151, Table 7.6), for main sequence stars, and (same source), Table 7.8 for supergiants. Again, giants have no separate listing, for the hot stars that are of greatest interest; giants were therefore treated as main sequence stars for the present purposes. For the very hottest stars I adopted the following temperatures, adapted from Lang (1992, page 137): O4, 48,000 K; O5, 44,500 K; O5.5, 43,000 K; O6, 41,000 K; O7, 39,000 K; O7.5, 38,000 K; O8, 35,900 K; O9.5, 34,600 K. The few stars that are identified simply as O were assigned effective temperatures of 50,000 K, the hottest Kurucz model. At the request of the referee, I re-ran my program (almost 13 hours on a Macintosh G4 desktop) to see if it makes any difference if I assign spectral class O9 to these same few stars instead. The difference is detectable in the plot of

the resulting integrated spectra, below 1000 Å; but only barely detectable; these stars are few and faint.

I then used the interstellar extinction (see Appendix A) of Cardelli, Clayton, & Mathis (1989, CCM) to find the extinction  $A_\lambda$  at each wavelength  $\lambda$  of interest. The two values of the CCM parameter  $R_V = A_V/E_{B-V}$  that I used in the present work are  $R_V = 3.1$  (a value that is appropriate for the general interstellar medium) and  $R_V = 5$  (appropriate for dense clouds). This parameter  $R_V$  characterizes the *shape* of the extinction curve as a function of wavelength.

Exactly how bright are the stars? Theory and observation *do* agree, although this agreement was not achieved without a long struggle. That stellar atmosphere calculations do accurately predict the observed brightnesses of the stars in the far ultraviolet has now been firmly established by Holberg et al. (1982, 1991) and Kruk et al. (1997).

This agreement made my task simple: for each star, I could simply find the most closely matching stellar flux model of Kurucz (1992). I used the Kurucz models fp00k2.pck, which may be found at

<http://cfaku5.harvard.edu/grids/gridP00/>.

I then accumulated, for all 118,209 stars, the quantities

$$F_0/2.5119^{V-A_V}/2.5119^{(1.0-a)A_\lambda},$$

for eleven values of the assumed interstellar grain albedo  $a$  (assumed to be independent of wavelength), namely  $a = 0.0$ , to  $a = 1.0$  inclusive (in steps of 0.1).

In my expression,  $F_0 = 1030 K_\lambda/K_{5510}$  photons  $\text{cm}^{-2} \text{s}^{-1} \text{Å}^{-1}$  is the flux expected from an unreddened  $V = 0$  magnitude star, the Kurucz model is  $K_\lambda$ ,  $V$  is the star's observed  $V$  magnitude, and  $A_V$  and  $A_\lambda$  are as described above. The first part of the expression,  $V_0/2.5119^{V-A_V}$ , entirely eliminates all effects of interstellar extinction, thus giving the brightness that the star would have, were there no interstellar medium. The final factor,  $/2.5119^{(1.0-a)A_\lambda}$  re-introduces the interstellar medium, at the wavelength in question and for a particular value of the assumed albedo,  $a$ . If  $a = 1.0$ , this factor of course has no effect at all: the extinction is entirely *scattering*, and the extinguished radiation is simply returned to the beam (we assume *forward* scattering, but in the end, I will shortly argue; that assumption does not affect the result). On the other hand, if  $a = 0.0$  the *entire* extinction is due to absorption, and that amount of light is permanently removed from the beam.

Note that the adopted procedure means that multiple scattering is taken fully into account, and also that cloud structure in the interstellar medium can have no effect on our

result.

### 3. Results

My first experiment was to confirm the result of Henry (1977) concerning the convergence of star catalog integrations, for the special case  $a = 0$ . In Figure 1 the result is displayed, for the wavelength range 0 to 5000 Å. Henry’s claim is abundantly confirmed. (Note also that the *apparent* convergence of the star catalog integration at *long* wavelengths is caused only by the incompleteness of the catalog.)

The next step in the investigation was to perform the same calculation for the full range of possible albedo values, from zero (as has already been presented in Figure 1) to unity. The complete result is shown in Figure 2 for the case  $R_V = 3.1$  (and in Figure 3 for the case  $R_V = 5$ ), and is *very dramatic*: if the albedo of the interstellar grains were actually unity, the interstellar ultraviolet radiation field would be enormously higher than it is according to all measurements. Our first, and uncontroversial, conclusion is that the albedo of the interstellar grains in the far ultraviolet is less than unity.

The reader will see from Figure 2 that, consistent with my discussion of my method in the last section, there is no question that the stellar ultraviolet starlight scattered from dust is generated in the present model; for high values of the albedo, a very large amount of scattered light is present. The highest curves would be even higher if the Hipparcos catalog went deeper, so if the result of the present investigation had been that the grain albedo is high (upper curves) there would be an additional uncertainty in deducing the correct value for the albedo because of the incompleteness of the catalog; but, as we will see, the deduced albedo is low, so the catalog is more than adequate for the task (as has been demonstrated in Figure 1).

Note that the results that are shown in Figures 2 and 3 are entirely independent of the value of the Henyey-Greenstein scattering parameter  $g$ . (That parameter characterizes the scattering pattern of reflective grains, with  $g = 0$  representing *isotropic* scattering; large positive values (that is, values toward unity) representing strong forward scattering; and negative values indicating backscattering.) If the grains are strongly forward scattering, my calculations give the actual radiation that is expected from that direction, but if, for example,  $g = 0$ , then the same amount (statistically) of radiation must be present, simply coming from another direction. Note that this follows directly from spherical symmetry, and so is only true if we confine our attention to the radiation field integrated over the entire sky, as I do in the present paper. Detailed models of the predicted distribution of ultraviolet

scattered starlight have been presented by Murthy and Henry (1995), but those models are not relevant to the present special case.

There is a final technical point that needs to be addressed, having to do not with the model, but with the observations. The reader will shortly see that very few observations are referenced in this paper, and that is because I am concerned with the total radiation field, including dust-scattered starlight. Most ultraviolet observations of the sky have been made with instruments, such as TD-1, that had a very narrow field of view (slow optics). Of course such experiments still respond to the diffuse scattered starlight, but the signal from the diffuse radiation is comparable to, and impossible to separate from, internal instrumental dark current. Thus, only instruments with a very large field of view (fast optics) are capable of measuring the integrated radiation field over the sky.

Next, I asked the narrow technical question, “is it necessary to interpolate between Kurucz models to get sufficient accuracy for my purposes?” I was able to prove that such interpolation is not necessary. When I compared the models of Figure 2 with the result of repeating the calculation that led to what is displayed in Figure 2, for the two extreme values of the albedo, but this time having the program select the *hotter* of the two models that are closest in temperature to the deduced temperature (from the spectral type) of the star, instead of picking the model that is *closest* in temperature, the result was differences no greater than 6% for the case albedo  $a = 1.0$ , and 2% for albedo  $a = 0.0$ . The actual error resulting from failure to interpolate will be only half that, and is smaller, surely, than the uncertainty in estimating the temperature from the spectral class. In the light of this result, I eschew interpolation.

By far the largest uncertainty in the whole procedure results from our lack of knowledge of the value of  $R_V$  for each star, and even that, we shall see, is not a serious problem.

#### 4. Comparison with Observation

The next step, Figure 4, is to expand our view of part of Figure 2 and compare with the observations. Note that a more convenient wavelength scale has been used in Figure 4. The figure shows models for assumed values of the albedo of  $a = 0.0$ , 0.4, and 0.8.

Very few observations exist of the intensity or spectrum of the far ultraviolet interstellar radiation field. Two rocket observations (Henry, Swandic, et al. 1977 and Opal and Weller 1984) are discussed in Appendix B. However, I recommend rejection of both of these rocket results, and acceptance instead of the *Apollo 17* measurement of Henry, Anderson, and Fastie (1980), which is shown in Figure 4 as filled black circles. My preference for the *Apollo 17*

result is based on calibration uncertainty. Henry, Swandic, et al. explicitly state that they expect their absolute calibration to be in error by “about a factor of 2 either way,” and the Opal and Weller photometer was calibrated using similar techniques in the same laboratory. In contrast, the *Apollo 17* experiment was very carefully calibrated by William G. Fastie and Donald F. Kerr (1975), and is claimed to be accurate to  $\pm 10\%$ . That calibration was tested in flight by carrying out spectroscopy of bright stars, the result being (Henry, Weinstein, Feldman, Fastie, and Moos 1975) good agreement with the observations of others, and with model atmosphere calculations.

The *Apollo 17* measurement of the interstellar ultraviolet radiation field was reported by Henry, Anderson, and Fastie (1980), and appears in Figure 4 as the black circles with  $\pm 25\%$  error bars, which is my estimate of the *systematic* error in their measurement (as judged from Figures 3 and 4 of their paper).

There is another important reason for rejecting the higher albedo that can be derived (Appendix B) from the Henry et al. rocket flight, and that is that it is inconsistent with the remarkable and important information that is provided in that paper concerning the distribution of the ultraviolet starlight on the sky. In Figure 3 of their paper we see a map of the actual distribution of ultraviolet radiation over the sky. The radiation is seen to come predominantly from the Gould belt, and *not* from the galactic plane. We see that there are regions in the galactic plane that are relatively *very faint* in the ultraviolet. This could only occur if the albedo of the interstellar grains is low.

By comparing the *Apollo 17* observations in Figure 4 with the radiation field that would be expected were  $R_V = 5$  (Figure 3) we see that the latter would predict far more radiation than is actually observed. I conclude that our use of  $R_V = 3.1$ , which choice I have already mentioned is the largest source of uncertainty in our model, is both appropriate and accurate.

Comparison of the *Apollo 17* observation and the present models (Figure 4) leads to the firm conclusion that the albedo of the interstellar grains is less than 0.4, and perhaps is about  $a = 0.1$ . I also conclude that the albedo *rises* longward of about  $1500 \text{ \AA}$ , as shown by the rise in the *Apollo 17* spectrum (see Figure 4). Henry, Anderson, and Fastie (1980) concluded that this rise was due to very large numbers of fainter stars contributing to the interstellar radiation field, but the present results, using the deep Hipparcos catalog, demonstrate that they were wrong in that conclusion. I can conceive of no other reason for the observed rise in intensity than an actual rise in the interstellar grain albedo.

That this is so, is demonstrated decisively by including in Figure 4 my integration, using the work of Landsman (1984), of the brightness of the TD-1 stars as measured by

Gondhalekhar, Phillips, and Wilson (1980) (red circle at  $6.4 \text{ m}\mu$ ). Their passband is indicated by a horizontal “error bar.” This integration involves only the direct light of the stars, and contains no general diffuse glow. The fact that this TD-1 data point falls almost on my lowest integration shows that their measurements include *all* stars that contribute significantly to the interstellar radiation field, and shows once again that the *Apollo 17* rise in intensity at about the same wavelength *must be* due to diffuse galactic light kicking in at these wavelengths.

Opal and Weller (1984) made the interesting remark that about half their observed flux could be accounted for as the flux from only two dozen of the brightest stars. I have tested this idea in Figure 5, which shows the contribution at  $965 \text{ \AA}$  that is expected from the 100 brightest (at  $975 \text{ \AA}$ ) of the 118,209 stars in the Hipparcos catalog. And indeed, I find that these 100 stars contribute 87.5% of the flux. (I worked at  $965 \text{ \AA}$ , rather than at the effective wavelength  $975 \text{ \AA}$  of the Opal and Weller photometer, because the Lyman  $\gamma$  line sharply reduces the flux at  $975 \text{ \AA}$ ). In contrast, the 100 brightest stars at  $1535 \text{ \AA}$  (Figure 6) only contribute 62.1% of the total flux, at that wavelength, of the catalog integration.

That comparatively nearby bright stars contribute so heavily to the total radiation field contributes support to my assumption of spherical symmetry in arguing that the results of the present work are independent of the true value of the Henyey-Greenstein scattering parameter  $g$ .

The final exercise is to allow my deduced interstellar ultraviolet radiation field to impinge on a high-galactic-latitude dust layer of, let us say,  $A_V = 0.1$ , and see what the shape is of the scattered spectrum—in particular, is there a sharp decline shortward of Lyman  $\alpha$ ? The result is shown in Figure 7, for three values of the assumed albedo:  $a = 0.1, 0.2,$  and  $0.3$ . The figure also includes a cartoon of the observed diffuse radiation spectrum at high galactic latitudes. The result is absolutely decisive: no decline at all is predicted below Lyman  $\alpha$ , under any set of assumptions.

## 5. Discussion

Determining the values of the interstellar grain albedo  $a$ , and of the Henyey-Greenstein scattering parameter  $g$  for the interstellar grains, has always been a very difficult and controversial undertaking. The present model cannot be used to say anything at all about the value of the scattering parameter  $g$ , to which the present procedure is totally insensitive. However, the method does provide a decisive result regarding the albedo, indicating unequivocally that the albedo is very low, let us say  $a = 0.1$ , in agreement with the determination



of Murthy, Henry, and Holberg (1991).

The enormous scatter that exists among the large number of published values for the parameters  $a$  and  $g$ , as reviewed, for example, by Bowyer (1991), has one fundamental cause, and that is, that, almost without exception, methods for evaluating these parameters require an understanding of the three-dimensional geometry of the system that is being observed and investigated, and this typically requires assumptions that may well not be justified. The method that is used in the present paper is unique, in that the three-dimensional geometry is known with complete precision: we are in the center, and all the stars that provide the radiation are distributed radially outward from us—no exceptions. Furthermore, the present method takes multiple scattering of starlight by interstellar grains into account completely. Finally, our method is completely insensitive to the spectrum of cloud structure in the interstellar medium. Thus, the reader should have far greater confidence in the determination of the albedo of the interstellar grains that we present, than in any previous purported determination.

Our conclusion that the albedo of the interstellar grains is very low means that very little scattered ultraviolet starlight is present on the sky. Yet many reports of detection of such radiation have appeared in the literature. In his Annual Review of Astronomy and Astrophysics review of cosmic diffuse ultraviolet background radiation, Henry (1991) was extremely skeptical of such claimed detections. He drew attention to only a single observation where he felt that there was “convincing proof” that scattered ultraviolet starlight has been detected, namely the observation reported by Hoberg (1990). There are two elements to that proof, both of which are vital to the proof’s validity. The first is the presence of stellar absorption lines in Holberg’s observed spectrum: so, the light *is* starlight. In particular, Lyman  $\gamma$  is clearly seen, and Lyman  $\beta$  is also present, although the wavelength seems slightly off. The second element of proof is establishment of the *diffuse* character of the radiation. The concern here is that the signal might merely be due to a faint star in the spectrometer field of view. Murthy et al. (1999), in analysing such *Voyager* spectra, tested carefully for the diffuse character of signal by making use of spacecraft pointing jitter. In the case of Holberg (1990), the observation involved a three degree scan across the sky, through which the signal persisted. Holberg *was* observing the scattered light of some O-type star; the particular star has not been identified. (So, by the way, we can conclude that the albedo of the interstellar grains in the far ultraviolet, while low, is not *zero*).

In contrast, the other reviewer of diffuse ultraviolet background radiation in the same volume of the Annual Review of Astronomy and Astrophysics, Bowyer (1991), concluded that “in the past ten years remarkable progress has been made in our understanding of the diffuse ultraviolet background...we now know that this flux is primarily galactic in origin.” The

reviewer’s error was his uncritical acceptance all published claims of detection of scattered starlight simply on the basis of the authors’ unsubstantiated assertions of such detection.

Despite this, Bowyer (1991) did conclude that the albedo of the interstellar grains is low. He arrived at the correct conclusion on the basis of one of the Berkeley (UCB) UVX observations (Hurwitz, Bowyer, and Martin 1991). That observation and the corresponding Johns Hopkins University (JHU) UVX observations, are described by Murthy, Henry, and Holberg (1991). There is a discrepancy between the JHU and UCB fluxes in the case of the observation that is critical to Bowyer’s conclusion regarding the albedo, and I am strongly inclined to accept the UCB result over the JHU result, for reasons that are explained in Murthy, Henry, and Holberg (1991). (Were one to accept, instead, the JHU result, Bowyer’s conclusion would only be strengthened.) Henry and Murthy (1994) criticized the basis of Hurwitz et al.’s conclusion, pointing out (quite correctly) that their analysis ignored the strong anisotropy in the radiation field that is illuminating the dust in question, but Bowyer’s fundamental point is unexceptionable: “the resultant diffuse background at low Galactic latitudes was surprisingly faint and was only consistent with a low value for the albedo, independent of  $g$ .”

While we have these important UVX observations before us, let me point out that in their paper, Murthy, Henry, and Holberg (1991) report *only an upper limit* of 100–200 photons  $\text{cm}^{-2} \text{sr}^{-1} \text{s}^{-1} \text{\AA}^{-1}$  at  $\sim 1050 \text{\AA}$  from *Voyager* observation of this same, critical, UVX target. Yet Hurwitz, Bowyer, and Martin (1991) reported  $\sim 1000$  photons  $\text{cm}^{-2} \text{sr}^{-1} \text{s}^{-1} \text{\AA}^{-1}$  in this direction, at wavelengths longward of Lyman  $\alpha$ . This is the best *specific* example of measurement of the “ledge” in the diffuse background, that has been claimed by Henry (1991, 1999) to be *generally* present. In Figure 8, I present one example of a *Voyager* spectrum showing no diffuse radiation shortward of Lyman  $\alpha$ . The reduction methodology for the *Voyager* data that was used by Holberg (1986) and by Murthy et al. (1999) has been criticized by Edelstein et al. (2000), but Murthy et al. (2001) have demonstrated that those criticisms are invalid.

The existence of a significant diffuse ultraviolet flux at wavelengths longward of Lyman  $\alpha$  is *not* controversial (Henry 1991); such radiation has been detected most recently by Brown et al. (2000) using STIS on *HST*. Those authors report a background of  $501 \pm 103$  photons  $\text{cm}^{-2} \text{sr}^{-1} \text{s}^{-1} \text{\AA}^{-1}$  at a location with  $E_{B-V} = 0.01$ . The present determination of the albedo of the interstellar grains guarantees that this radiation is extragalactic. Henry (1991, 1999) suggests that such radiation is recombination radiation from the intergalactic medium.

Finally, I discuss a paper in which Henry (1981) claimed that the albedo of the interstellar grains at  $1565 \text{\AA}$  is *high* ( $a > 0.5$ ). That paper is very similar to the present paper: in that paper, the comparison was of these same *Apollo 17* observations with the integration

of the direct starlight that was observed with the TD-1 experiment (Gondhalekar, Phillips, and Wilson 1980). The direct starlight radiation apparently fell short by about 25%, and Henry felt that the excess must be diffuse scattered ultraviolet light confined to low galactic latitudes. Henry’s error was elementary: he failed to include a well-understood correction for blended stars. I now have integrated the entire set of TD-1 observations as they were corrected for blended stars by Landsman (1984), finding a total flux of  $1.252 \times 10^{-6}$  ergs  $\text{cm}^{-2} \text{s}^{-1} \text{\AA}^{-1}$ . In contrast, integrating the TD-1 stars that appear, for example, in the CD that one can obtain from NASA’s Goddard Space Flight Center yields only  $1.041 \times 10^{-6}$  ergs  $\text{cm}^{-2} \text{s}^{-1} \text{\AA}^{-1}$ . My computed increase in brightness is in excellent accord with the similar correction that was presented by Gondhalekar, Phillips, & Wilson (1980) themselves (their Table 5), and brings the TD-1 observation into excellent accord with the present integrations, as we have already seen in Figure 4. (I was annoyed, at the time, that Bowyer (1991) omitted reference to Henry (1981) in his review of determinations of the albedo; it now emerges that Bowyer’s judgment on this point was excellent.)

## 6. Conclusion

In contrast to my first exploration (Henry 1977) of the use of star catalog integrations as a means of predicting the interstellar radiation field, I have not presented (or obtained) maps of the predicted distribution of the radiation on the sky. Any such predictions require knowledge of the shape of the scattering function of the interstellar grains, and are incomparably more uncertain than is the evaluation of the integrated spectrum of the radiation field as a whole, on which I have here exclusively focused.

I conclude that the albedo of the interstellar grains in the far ultraviolet is very low, perhaps  $a = 0.1$ . I emphasize that the present determination is much better founded than any previous determination by other methods. The only significant uncertainty is the absolute calibration of the *Apollo 17* ultraviolet spectrometer, but I have great confidence in the accuracy of that calibration. In the present investigation I can come to no independent conclusion concerning the value in the far ultraviolet of the Henyey-Greenstein scattering parameter  $g$ , but I am happy to accept the conclusion of Witt et al. (1992) that the value of  $g$  is large, corresponding to very strong forward scattering. Burgh (2001) reaches the same conclusion. Finally, I am able to conclude that Henry (1991, 1999) is correct in asserting that virtually all of the ultraviolet background radiation that is seen at high (and even at moderate) galactic latitudes is extragalactic in origin.

This work was supported by NASA’s Maryland Space Grant Consortium. I thank Dr.

E. Julius Dasch, who has done a magnificent job in managing the National Space Grant College and Fellowship Program for the past 12 years. Chet Opal was a fine young man and an excellent scientist; I am very sorry that he died prematurely.

### A. Interstellar Extinction

In my work for this paper, I have used the interstellar extinction of Cardelli, Clayton, & Mathis (1989, CCM). Here, I extract the various equations of CCM and assemble them to conveniently provide the average  $A_\lambda/A_V$  as a function of two parameters: the inverse wavelength  $x \equiv 1/\lambda \mu m^{-1}$ , plus the value of the parameter  $R_V = A_V/E_{B-V}$  that characterizes the shape of the extinction curve.

$$\text{Infrared:} \quad 0.3 \mu m^{-1} \leq x \leq 1.1 \mu m^{-1} \quad (33,333 \text{ \AA} \geq x \geq 9091 \text{ \AA})$$

$$A_\lambda/A_V = 0.574(x)^{1.61} - [0.527(x)^{1.61}] / R_V$$

$$\text{Optical/NIR:} \quad 1.1 \mu m^{-1} \leq x \leq 3.3 \mu m^{-1} \quad (9091 \text{ \AA} \geq x \geq 3030 \text{ \AA})$$

$$\begin{aligned} A_\lambda/A_V = & 1 + 0.17699(x - 1.82) - 0.50447(x - 1.82)^2 - 0.02427(x - 1.82)^3 \\ & + 0.72085(x - 1.82)^4 + 0.01979(x - 1.82)^5 - 0.77530(x - 1.82)^6 + 0.32999(x - 1.82)^7 \\ & + [1.41338(x - 1.82) + 2.28305(x - 1.82)^2 + 1.07233(x - 1.82)^3 \\ & - 5.38434(x - 1.82)^4 - 0.62251(x - 1.82)^5 + 5.30260(x - 1.82)^6 \\ & - 2.09002(x - 1.82)^7] / R_V \end{aligned}$$

$$\text{Near Ultraviolet:} \quad 3.3 \mu m^{-1} \leq x \leq 5.9 \mu m^{-1} \quad (3030 \text{ \AA} \geq x \geq 1695 \text{ \AA})$$

$$\begin{aligned} A_\lambda/A_V = & 1.752 - 0.316 x - 0.104 / [(x - 4.67)^2 + 0.341] \\ & + [1.825(x) - 3.090 + 1.206 / [(x - 4.62)^2 + 0.263]] / R_V \end{aligned}$$

$$\text{Ultraviolet:} \quad 5.9 \mu m^{-1} \leq x \leq 8 \mu m^{-1} \quad (1695 \text{ \AA} \geq x \geq 1250 \text{ \AA})$$

$$\begin{aligned}
 A_\lambda/A_V = & 1.752 - 0.04473(x - 5.9)^2 - 0.009779(x - 5.9)^3 \\
 & - 0.316(x) - 0.104/[(x - 4.67)^2 + 0.341] \\
 & + [ 0.2130(x - 5.9)^2 + 0.1207(x - 5.9)^3 + 1.825(x) \\
 & - 3.090 + 1.206/[(x - 4.62)^2 + 0.263] ]/R_V
 \end{aligned}$$

Far Ultraviolet:  $8 \mu m^{-1} \leq x \leq 10 \mu m^{-1}$   $(1250 \text{ \AA} \geq x \geq 1000 \text{ \AA})$

$$\begin{aligned}
 A_\lambda/A_V = & -1.073 - 0.628(x - 8) + 0.137(x - 8)^2 - 0.070(x - 8)^3 \\
 & + [ 13.670 + 4.257(x - 8) - 0.420(x - 8)^2 + 0.374(x - 8)^3 ]/R_V
 \end{aligned}$$

A plot of these relations, for the two cases  $R_V = 3.1$  and  $R_V = 5$ , is given in Figure 9.

## B. Observations of the Ultraviolet Radiation Field

There are very few observations of the interstellar ultraviolet radiation field, because very fast optics are required if the observation is to be sensitive to the diffuse component. Apart from the *Apollo 17* observations that are described in the text, I know of only two observations, both rocket measurements that were conducted from the United States Naval Research Laboratory. While I reject both of these observations on the grounds of the uncertainty of their absolute calibration, I do wish to discuss them here, briefly, “for the record.”

Consider, first, the rocket observation by Henry, Swandic, Shulman, & Fritz (1977) of the strength of the interstellar radiation field at  $1530 \text{ \AA}$ . Those authors calibrated their detector before and after the rocket flight, but they found that observations of four stars during the flight did not agree with those calibrations. They chose to accept the inflight calibration, which resulted in a reduction of a factor  $1.67 \pm 0.36$  in their claimed intensity of the radiation field. However, I find (Table 1) that *if* those authors had assumed an albedo of unity for the interstellar grains and strong forward scattering (and there *does* exist considerable evidence that the grains are strongly forward-scattering in the far ultraviolet, for example Witt et al. 1992), then they would have attained an average agreement of “observed/unreddened” of 1.03 (this being the average of the four values in the final column of Table 1), which is to say essentially perfect agreement between in-flight and laboratory calibration.

If we were to accept the Henry et al. rocket result as it was originally presented by the authors, we would conclude that comparison of it with our integrations demonstrates a  $2\sigma$  detection of forward-scattered starlight in the radiation field at  $1530 \text{ \AA}$ . On the other hand, if we instead assume albedo unity, conjoined with strong forward scattering (which combination, we saw, produces the excellent agreement between their inflight and laboratory calibrations), comparison with the present models suggests a value of the albedo of about  $a = 0.85$ , and then re-calculation of the inflight calibration (assuming  $a = 0.85$  rather than  $a = 1.0$ ), gives a  $\sim 10\%$  disagreement with the laboratory calibration, which is entirely acceptable.

Finally, there is the rocket result of Opal and Weller (1984) at  $975 \text{ \AA}$ . The Opal and Weller result, if it were to be accepted at face value, would indicate a value of the albedo of the interstellar grains, at  $975 \text{ \AA}$ , of about  $a = 0.6$ .

While both these rocket results would imply a higher albedo for the interstellar grains than I have found in this paper, I have no hesitation in accepting, instead, the *Apollo 17* observations, simply because of the much more meticulous instrumental calibration that was made in the case of *Apollo 17*.

## REFERENCES

- Aannestad, P. A. 1995, *ApJ*, 443, 653
- Allen, C. W. 2000, *Astrophysical Quantities*, ed. A. N. Cox, AIP Press & Springer
- Anderson, R. C., Brune, W. H., Henry, R. C., Feldman, P. D., & Fastie, W. G. 1979a, *ApJ*, 233, L39
- Anderson, R. C., Henry, R. C., Brune, W. H., Feldman, P. D., & Fastie, W. G. 1979b, *ApJ*, 234, 415
- Bernstein, R. A. 1998, PhD Thesis, CalTech
- Bowyer, S. 1991, *ARA&A*, 29, 59
- Brown, T. M., Kimble, R. A., Ferguson, H. C., Gardner, J. P., Collins, N. R., & Hill, R. S. 2000, *AJ*, 120, 1153
- Burgh, E. B. 2001, PhD Thesis, Johns Hopkins
- Cardelli, J. A., Clayton, G. C., & Mathis, J. S. 1989, *ApJ*, 345, 245

- Edelstein, J., Bowyer, S., & Lampton, M. 2000, *ApJ*, 539, 187
- Fastie, W. G., & Kerr, D. E. 1975, *Appl. Opt.*, 14:(9), 2133
- Gondhalekar, P. M., Phillips, A. P., & Wilson, R. 1980, *A&A*, 85, 272
- Henry, R. C., Weinstein, A., Feldman, P. D., Fastie, W. G., & Moos, H. W. 1975, *ApJ*, 201, 613
- Henry, R. C. 1977, *ApJS*, 33, 451
- Henry, R. C., Swandic, J., Shulman, S. D., & Fritz, G. 1977, *ApJ*, 212, 707
- Henry, R. C., Anderson, R. C., & Fastie, W. G. 1980, *ApJ*, 239, 859
- Henry, R. C. 1981, *ApJ*, 244, L69
- Henry, R. C. 1991, *ARA&A*, 29, 89
- Henry, R. C., & Murthy, J. 1994, 1993 May 18 - 20, in “Space Telescope Science Institute Symposium in honor of Riccardo Giacconi, Extragalactic Background Radiation,” 1993 May 18 - 20, ed D. Calzetti, M. Fall, M. Livio, & P. Madau, Cambridge: Cambridge Univ. Press, 51
- Henry, R. C. 1999, *ApJ*, 516, L49
- Holberg, J. B., Forrester, W. T., Shemansky, D. E., & Barry, D. C. 1982, *ApJ*, 257, 656
- Holberg, J. B. 1986, *ApJ*, 311, 969
- Holberg, J. B. 1990, in *The Galactic and Extragalactic Background Radiation*, S. Bowyer & C. Leinert, Dordrecht: Kluwer, 220
- Holberg, J. B., Ali, B., Carone, T. E., & Polidan, R. S. 1991, *ApJ*, 375, 716
- Hurwitz, M., Bowyer, S., & Martin, C. 1991, *ApJ*, 372, 167
- Kruk, J. W., Kimble, R. A., Buss, Jr., R. H., Davidsen, A. F., Durrance, S. T., Finley, D. S., Holberg, J. B., & Kriss, G. A. 1997, *ApJ*, 482, 546
- Kurucz, R. L. 1992, in “Stellar Population of Galaxies,” ed B. Barbuy & A. Renzini, Dordrecht: Kluwer, 225
- Landsman, W. B. 1984, PhD Thesis, Johns Hopkins

Murthy, J., Henry, R. C., & Holberg, J. B. 1991, ApJ, 383, 198

Murthy, J., Henry, R. C., & Holberg, J. B. 1994, ApJ, 428, 233

Murthy, J., & Henry, R. C. 1995, ApJ, 448, 848

Murthy, J., Hall, D., Earl, M., Henry, R. C., & Holberg, J. B. 1999, ApJ, 522, 904

Murthy, J., Henry, R. C., Shelton, R. L., & Holberg, J. B. 2001, ApJ, 557, L47

Opal, C. B., & Weller, C. S. 1984, ApJ, 282, 445

Witt, A. N., Petersohn, J. K., Bohlin, R. C., O’Connell, R. W., Roberts, M. S., Smith, A. M., & Stecher, T. P. 1992, ApJ, 395, L5



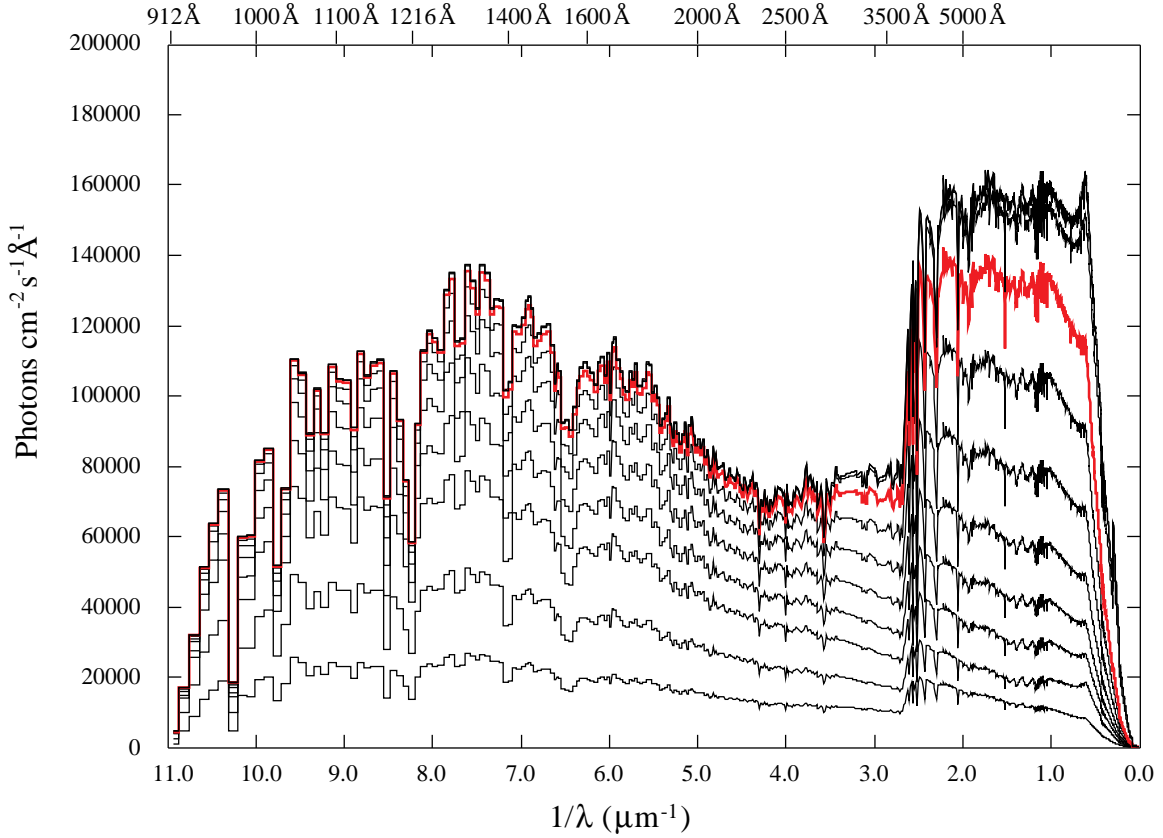


Fig. 1.— The highest curve is the spectral distribution of the integrated radiation of all the stars in the Hipparcos Input Catalog. The intensity (in this first figure), is computed on the assumption that interstellar grains have an albedo  $a$  of zero: the grains *absorb* 100% of the extinguished radiation. Also shown (lower curves) are the separate contributions to the total spectrum that are provided by stars that are brighter than or equal to  $V = 1.0, 2.0, 3.0, 4.0, 5.0, 6.0, 7.0, 8.0, 9.0,$  and  $10.0$  magnitudes. The summation for the case “brighter than or equal to  $V = 8.0$  magnitude” is drawn in red. At the longer wavelengths (such as, for example,  $3000 \text{ \AA}$  ( $3.33 \mu m^{-1}$ ) and  $5000 \text{ \AA}$  ( $2.0 \mu m^{-1}$ )), it is clear that the catalog does not go deep enough to capture all contributors to the total radiation field. Note that the *apparent* convergence of the integration at the longest wavelengths (at a magnitude *fainter* than 8.0) is merely an artifact caused by incompleteness in the catalog. In contrast, as first pointed out by Henry (1977), at far ultraviolet wavelengths, integration even to  $V = 8.0$  magnitude is quite sufficient to gather all significant contributions to the radiation field—assuming that  $a = 0$ . This figure demonstrates that this same conclusion holds for all wavelengths shortward of about  $2800 \text{ \AA}$  ( $3.6 \mu m^{-1}$ ).

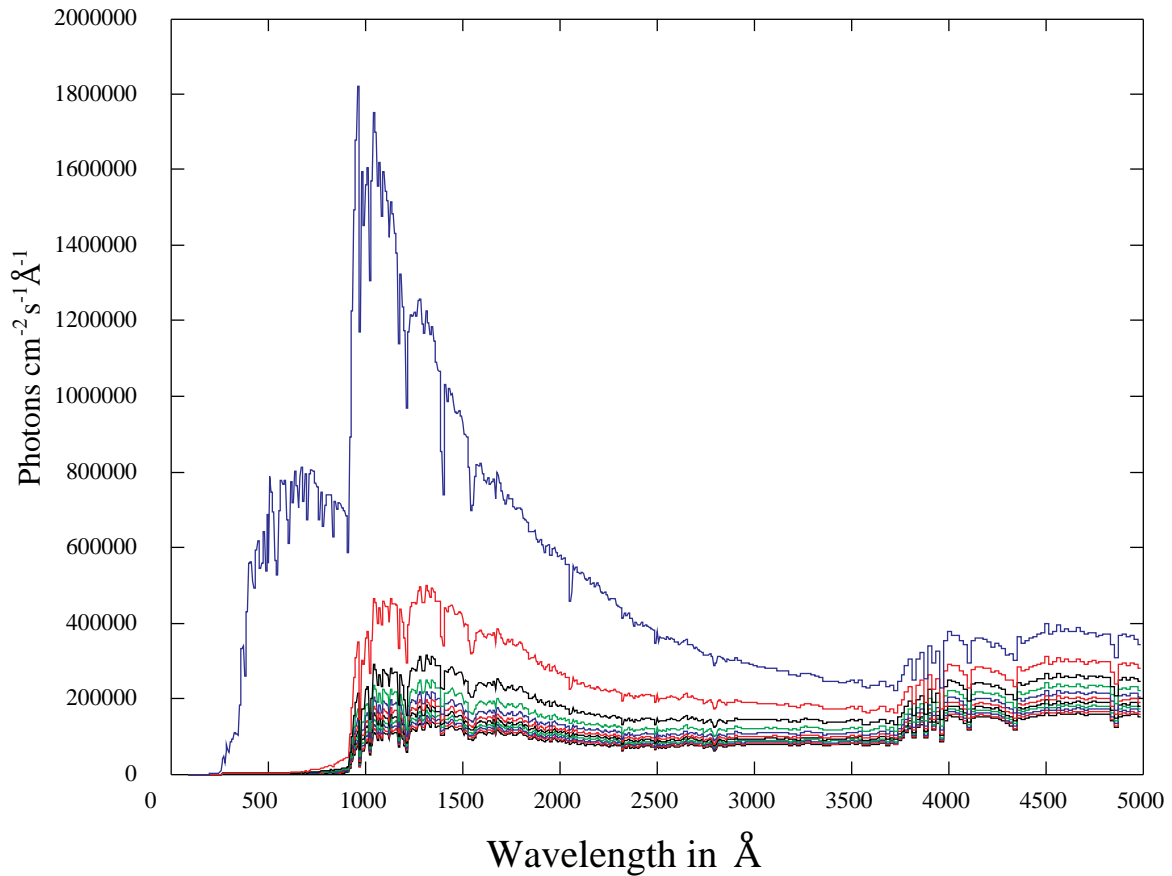


Fig. 2.— The expected interstellar radiation field for the (realistic) case that the extinction shape parameter  $R_V = 3.1$ , for values of the assumed interstellar grain albedo  $a = 0$  (lowest curve) to  $a = 1.0$  (fully reflective grains, uppermost curve). Intermediate curves are in albedo steps of 0.1. The lowest curve in *this* figure is the same as the *highest* curve of Fig. 1. We see the potentially enormous effect on the interstellar radiation field of reflective interstellar grains.

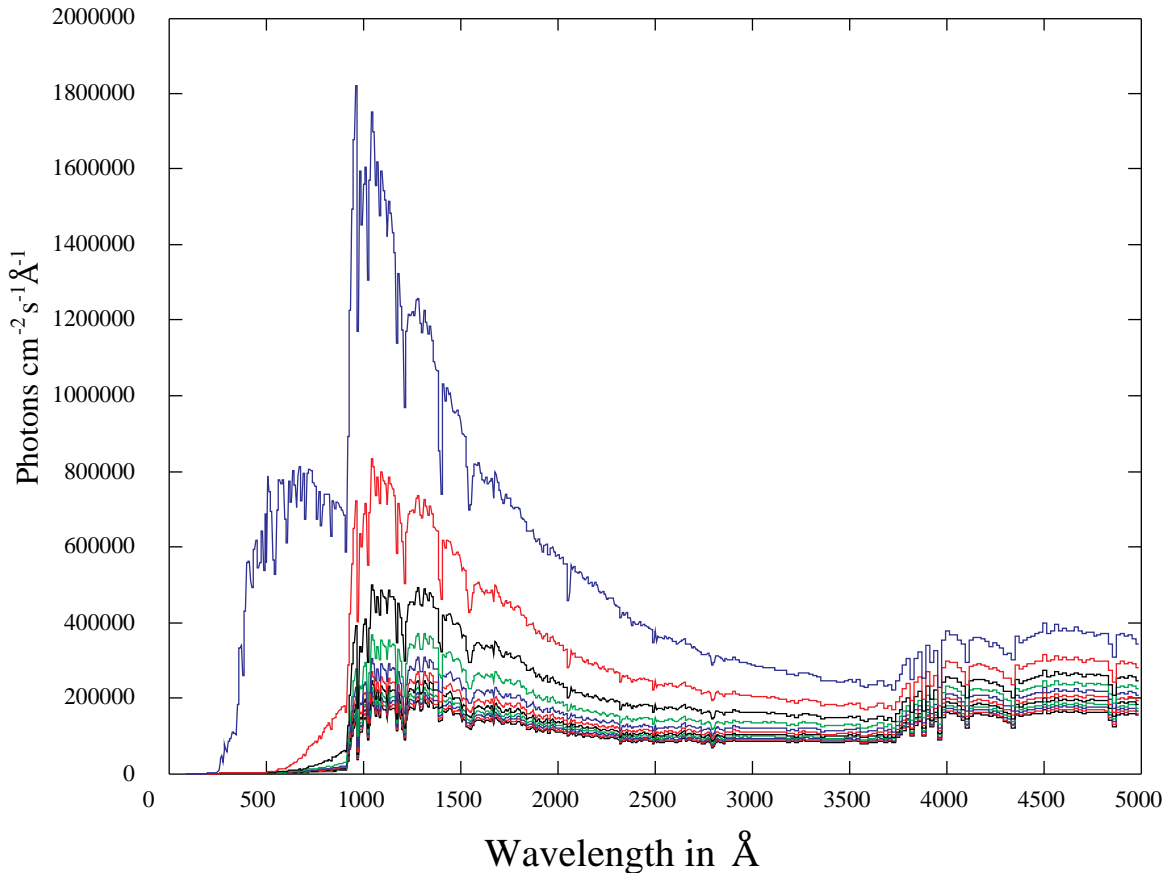


Fig. 3.— This figure is the same as Figure 2, but shows the integration for the case  $R_V = 5$ , which is the value of  $R_V$  that is found for dense interstellar clouds. The topmost curve is, of course, the same as in Figure 2, because when the albedo is unity, the grains remove *nothing* from the interstellar radiation field, regardless of the strength of the interstellar extinction. But the lowest curve in the present figure is much *higher* than is the lowest curve in Fig. 3; when we compare with observations, we will find that this fact allows us to arrive at the (expected) conclusion that the vast bulk of interstellar extinction arises from grains that can be characterized by  $R_V = 3.1$ , not by  $R_V = 5$ .

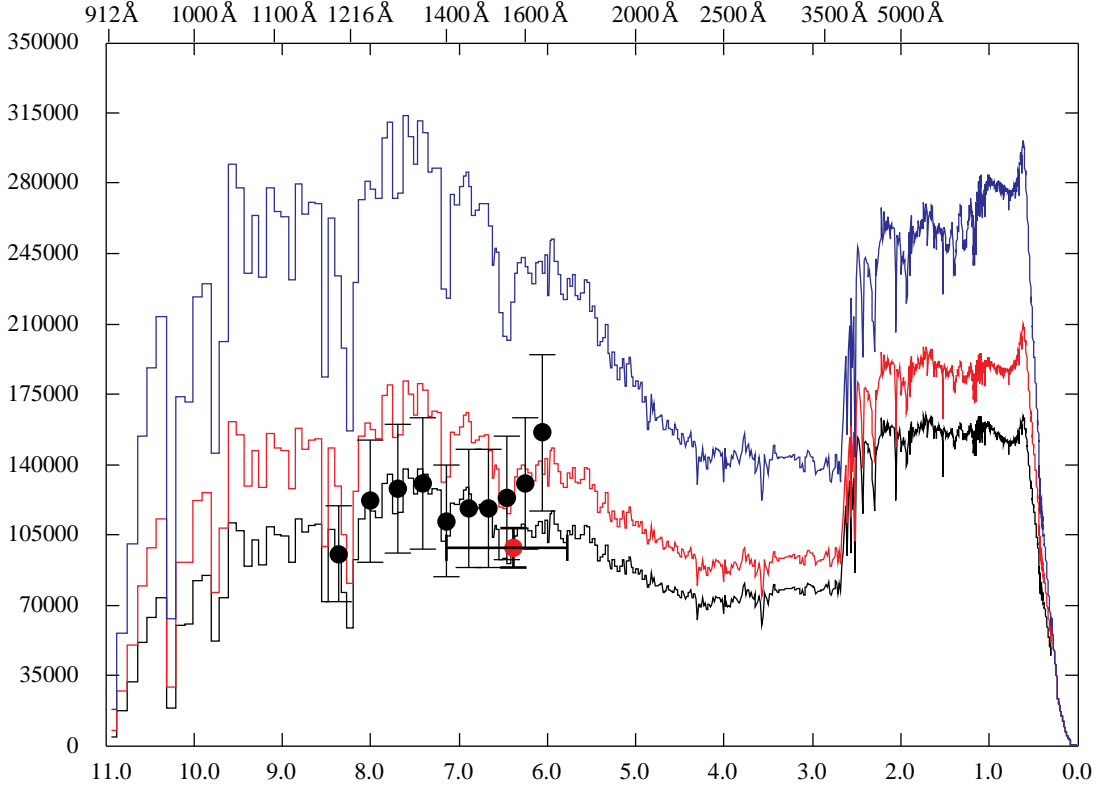


Fig. 4.— An expanded view of part of Fig. 2 including only those curves corresponding to assumed values of the interstellar grain albedo of  $a = 0.0, 0.4,$  and  $0.8$ . The *Apollo 17* measurement of the spectrum of the interstellar radiation field of Henry et al. (1980) are the black circles. Comparing these observations with the present models, I conclude that the albedo of the interstellar grains in the far ultraviolet is very low, perhaps  $a = 0.1$  in agreement with Murthy et al. (1991). Longward of  $1500 \text{ \AA}$  ( $\sim 6.7 \mu\text{m}^{-1}$ ) the albedo increases rapidly to  $\sim 0.4$ ; at least, I can think of no alternative explanation of these *Apollo 17* data other than an increase in the grain albedo. That this interpretation is correct is supported by consideration of the *other* observation that is included in this figure, the red circle that represents integration of all the stars that were observed at  $1565 \text{ \AA}$  using the TD-1 satellite (Gondhalekhar, Phillips, and Wilson 1980). *That* observation, which includes *all* the TD-1 stars, but *no* diffuse radiation, matches my “zero-albedo” integration, indicating that the *Apollo 17* excess flux is surely scattered starlight.

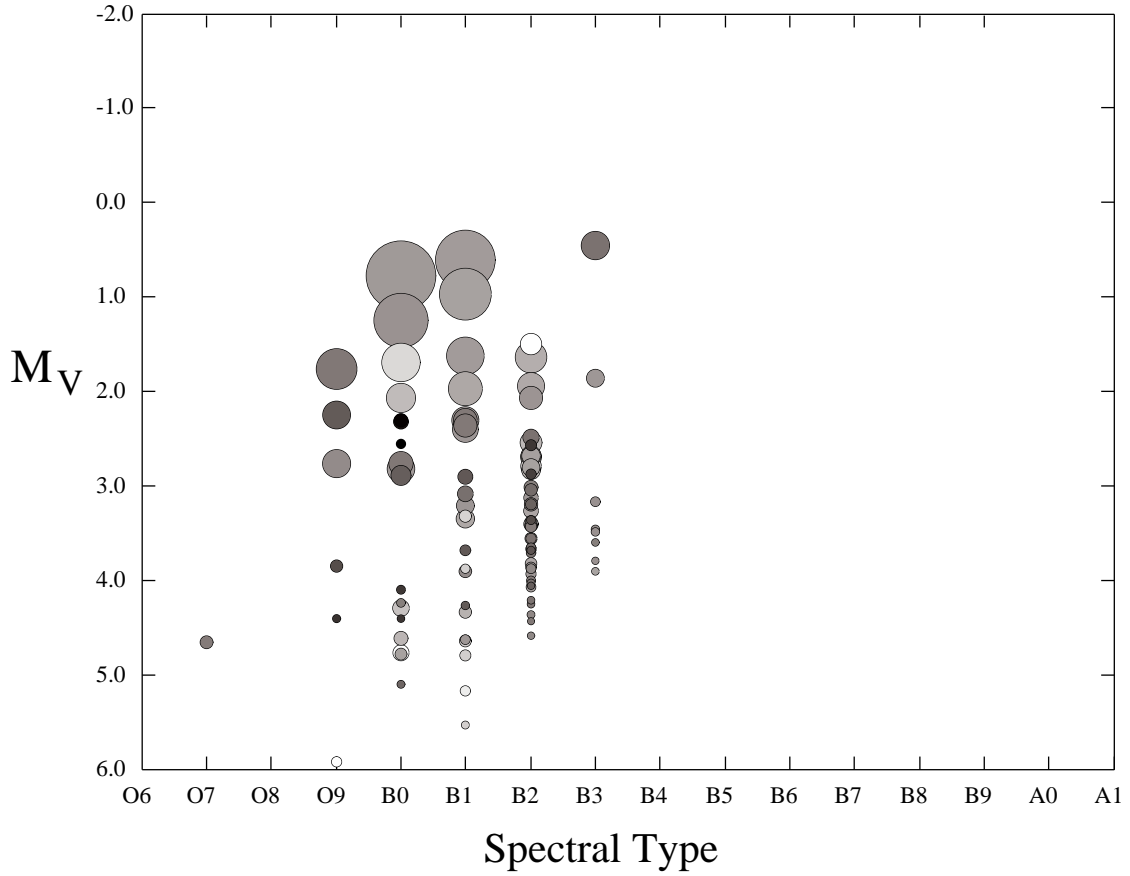


Fig. 5.— The 100 stars that contribute the largest amount to the interstellar radiation field at  $965 \text{ \AA}$ . The area of the plotting symbol is proportional to the flux from the star at that wavelength. The plotting symbol is white if the star is unreddened; black if the star is the most heavily reddened of the 100 stars. At  $965 \text{ \AA}$  the largest value of  $A_V$  (among these 100 stars) is 0.229. These 100 stars contribute 87.5% of the total flux at this wavelength (for the case that the interstellar grain albedo is assumed to be zero).

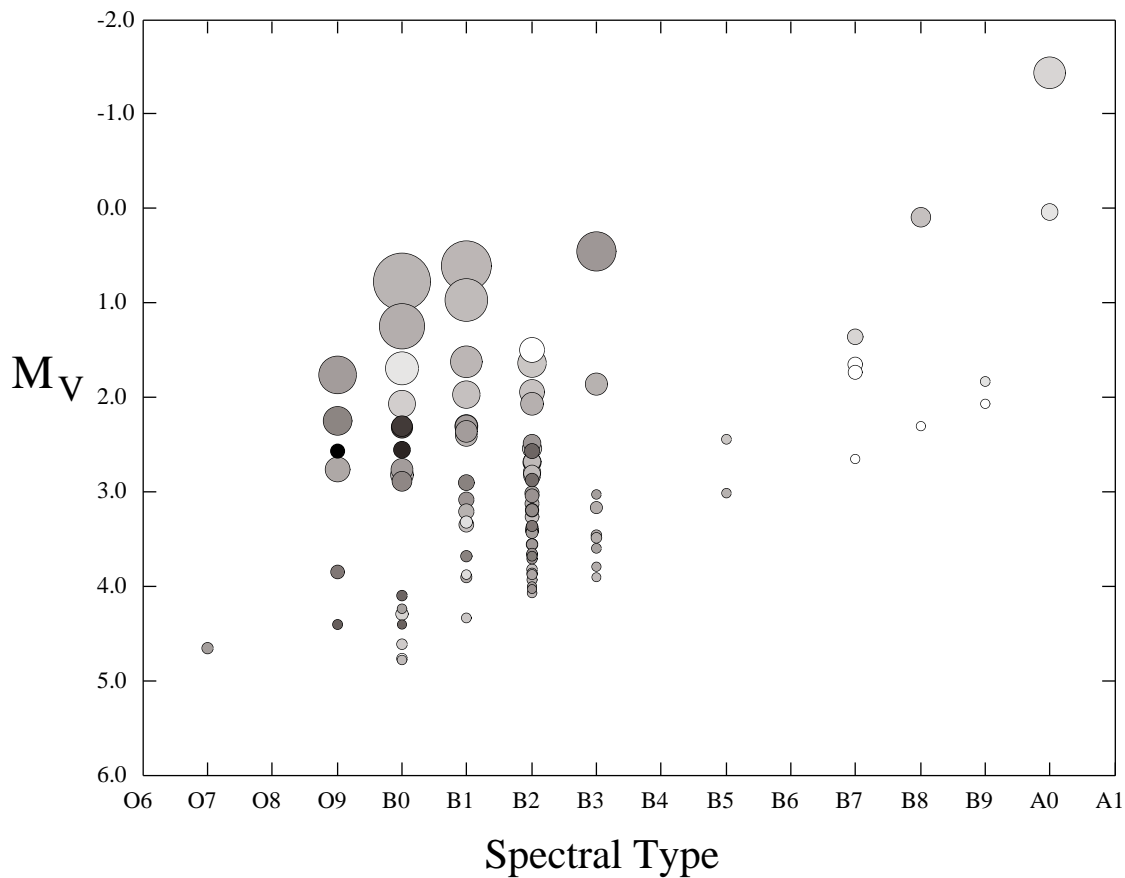


Fig. 6.— The 100 stars that contribute the largest amount to the interstellar radiation field at  $1535 \text{ \AA}$ . The area of the plotting symbol is again proportional to the flux from the star at that wavelength. The symbol is, again, white if the star is unreddened, and black if the star is the most heavily reddened of these 100 stars. At  $1535 \text{ \AA}$ , the largest  $A_V$  among these 100 stars is 0.341. At this only slightly longer wavelength than that which was analysed in Figure 5, the 100 brightest stars contribute only 62.1% of the radiation field. (The star at the top right is, of course, Sirius.)

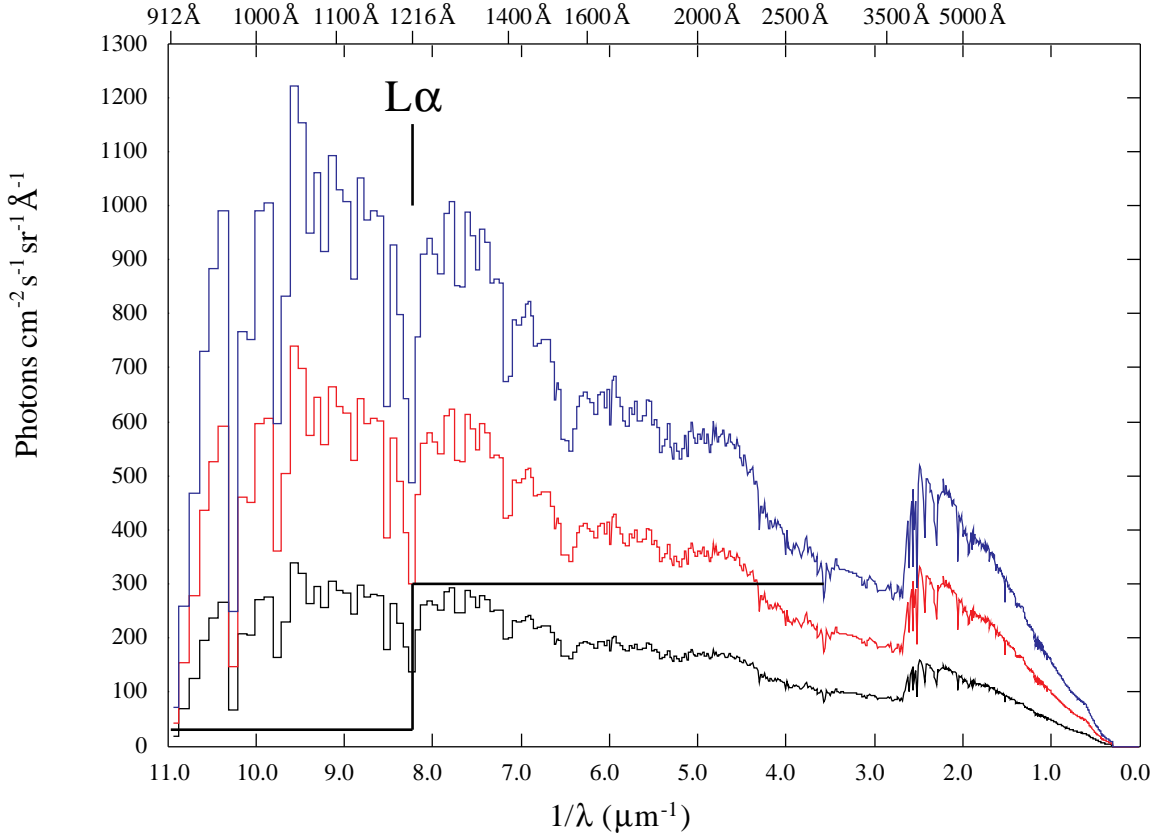


Fig. 7.— The predicted background radiation at high galactic latitudes, that would originate in the backscattered light from the interstellar radiation field that has been computed in the present paper, if isotropic scattering is assumed, and dust corresponding to  $A_V = 0.1$  is present. Also shown is a cartoon of the observations (straight black lines), showing the upper limit of Murthy et al. (1999) shortward of Lyman  $\alpha$ , the abrupt rise at 1216 Å that has been claimed by Henry (1999), and the broadly-accepted high-latitude intensity of perhaps 300 photons  $\text{cm}^{-2} \text{sr}^{-1} \text{s}^{-1} \text{Å}^{-1}$  longward of  $L\alpha$  that has been reported by many observers: the *non*-cartoon version of this information appears in Henry & Murthy (1994). The lowest-intensity predicted spectrum corresponds to an albedo of 0.1, and agrees (crudely) with the observations longward of Lyman  $\alpha$ , but does *not* agree with the fact that Murthy et al. find only an upper limit at shorter wavelengths. The higher-intensity curves represent backscattered radiation if the albedo is 0.2, or 0.3. They disagree with the observations, but our model assumes isotropic scattering. It seems very likely that in the ultraviolet the grains *strongly forward* scatter (Witt et al. 1992, Burgh 2001), in which case the predicted intensities would be much lower than is shown in *any* of these spectra. In any case, there are *no* circumstances in which the spectrum could decline sharply below Lyman  $\alpha$ , relative to what is present longward of Lyman  $\alpha$ . For example, even if the grains were to become suddenly much more forward scattering below that wavelength (which would sharply change the scattered intensity), a similar phenomenon would necessarily be seen in the case of the Coalsack nebula, and it is not (Murthy, Henry, and Holberg 1994).

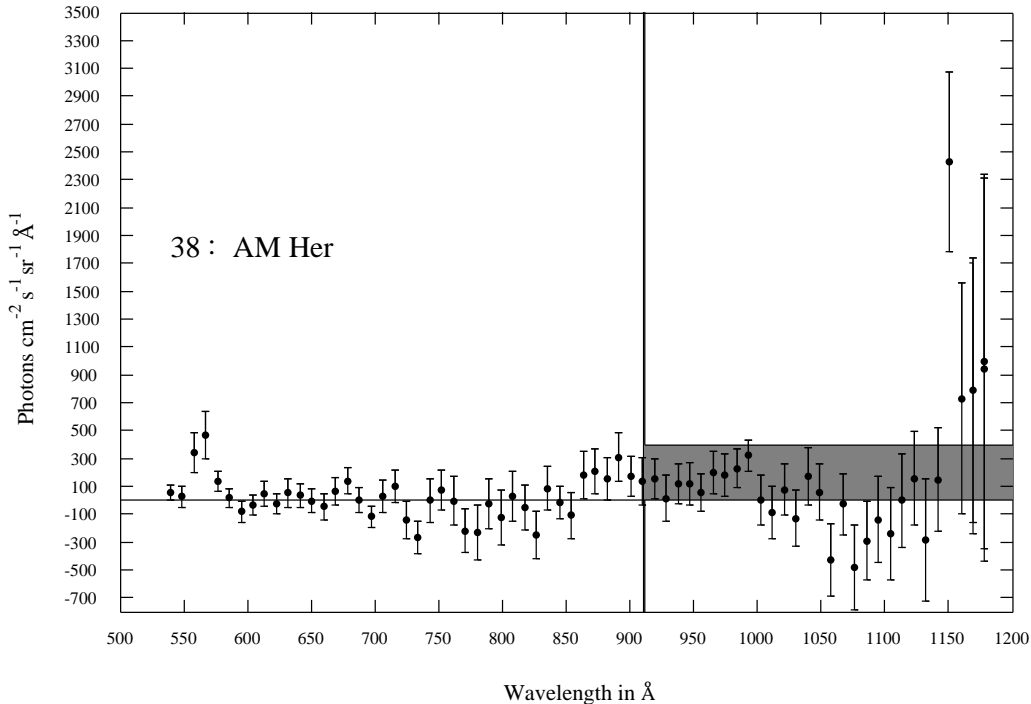


Fig. 8.— A *Voyager* spectrum of a blank region of the sky at a high galactic latitude location near AM Her. The gray rectangle shows the level of diffuse ultraviolet background radiation that typically occurs at wavelengths longward of Lyman  $\alpha$ . We see from this *Voyager* spectrum that the upper limit on the diffuse background below Lyman  $\alpha$  is well below 100 photons  $\text{cm}^{-2} \text{sr}^{-1} \text{s}^{-1} \text{\AA}^{-1}$ ; the upper limit has been established by Murthy et al. (1999) as 30 photons  $\text{cm}^{-2} \text{sr}^{-1} \text{s}^{-1} \text{\AA}^{-1}$ . Henry (1999) has concluded from such data that the radiation that is observed longward of Lyman  $\alpha$  is redshifted recombination radiation from the ionized intergalactic medium. This conclusion is greatly strengthened by the present paper, which demonstrates that it is essentially impossible that the observed radiation at high galactic latitudes could be the backscattered light of the general interstellar radiation field: first, the albedo is too low to provide such radiation, if  $g$  is indeed high (as has been demonstrated by Witt et al. 1992, and by Burgh 2001), and second, if there *were* such radiation, the present models show that it must continue undiminished below Lyman  $\alpha$ —but the observation that is presented in this figure, for example, shows that it does not.



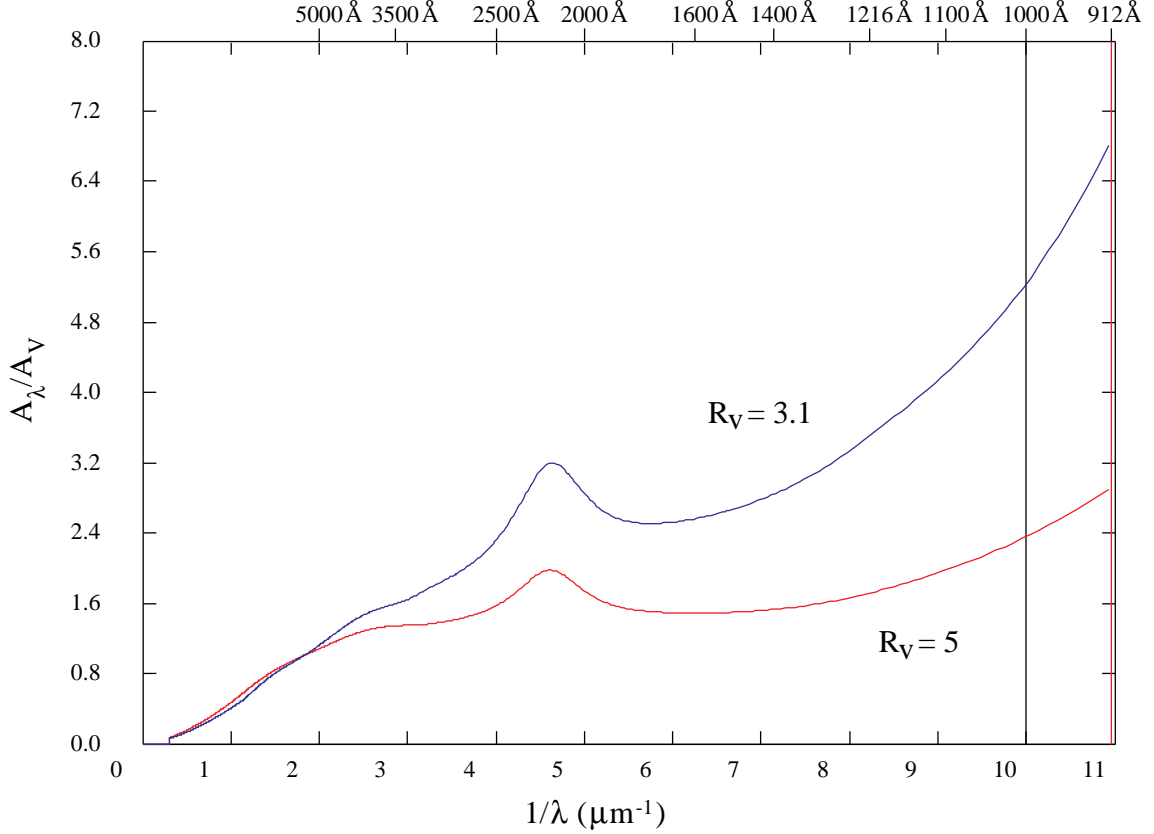


Fig. 9.— This figure shows the two extinction curves (Appendix A) that were used in the present investigation. They are due to Cardelli, Clayton, & Mathis (1989, CCM). Beyond  $8 \text{ m}\mu$ , CCM warn that there is some uncertainty, but suggest that the curves have validity to  $10 \text{ m}\mu$  ( $1000 \text{ \AA}$ ). I have placed vertical lines in the figure at  $1000 \text{ \AA}$  and at  $912 \text{ \AA}$ . In the present paper, I have used CCM’s formula right to the Lyman limit, as shown in the figure. (The extinction to the Lyman limit has been investigated by Aannestad (1995), and does have the general character that appears in the present figure.) In the present work, I find that the albedo of the interstellar grains is  $a \sim 0.1$  for inverse wavelengths greater than  $6.7 \text{ }\mu\text{m}^{-1}$  ( $\lambda < 1500 \text{ \AA}$ ) but is  $a \sim 0.4$  for smaller values (longer wavelengths). That result suggests, from the present figure, that it is the *small* grains (those that are responsible for the large *farthest* ultraviolet extinction) that have the very low albedo. The same conclusion is reached by Burgh (2001) on the basis of analysis of rocket observations of the reflection nebula NGC 2023.

Table 1. Re-Calibration of the Rocket Observation of Henry et al. (1977).

Star	HR	V	B-V	Sp	Observed	1977 adopted	2001 model	unreddend <sup>a</sup>	$\frac{\textit{observed}}{\textit{unreddened}}$
$\gamma$ Cas	264	2.47	-0.15	B0 IVe	1875	727	805	2053	0.91
$\alpha$ Leo	3982	1.35	-0.11	B7 V	370	412	400	409	0.91
$\alpha$ Vir	5056	0.98	-0.23	B1 III-IV	4500	3200	2912	4048	1.12
$\eta$ UMa	5191	1.86	-0.19	B3 V	1300	750	793	1080	1.08

<sup>a</sup>This is the brightness for this star, if its V magnitude is corrected for reddening, but otherwise reddening is ignored.

Note. — There are so few observations of the interstellar ultraviolet radiation field that each one must be considered carefully, even if contradictory results ultimately require rejection of some observations—such as this rocket observation.