

Consequences on some dark energy-candidates from the type Ia supernova SN 1997ff

R. G. Vishwakarma¹

*Inter-University Centre for Astronomy & Astrophysics, Post Bag 4,
Ganeshkhind, Pune 411 007, India*

ABSTRACT:

We examine the status of various *dark energy*-models in light of the recently observed SN 1997ff at $z \approx 1.7$. The modified data still fit a pure cosmological constant Λ or a quintessence with an equation of state similar to that of Λ . The kinematical Λ -models, $\Lambda \sim S^{-2}$ and $\Lambda \sim H^2$, also fit the data reasonably well and require less *dark energy* density (hence more matter energy density) than is required by the constant Λ -model. However, the model $\Lambda \sim S^{-2}$ with low energy density becomes unphysical as it cannot accommodate higher redshift objects.

We also examine an alternative explanation of the data, viz., the absorption by the intervening whisker-like dust and find that the quasi-steady state model and the FRW model $\Omega_{m0} = 0.33$, *without any dark energy* also fit the data reasonably well.

We notice that the addition of SN 1997ff to the old data has worsened the fit to most of the models, except a closed FRW model with a constant Λ and a closed *quintessence*-model with $\omega_\phi = -0.82$, and the models have started departing from each other as we go above $z = 1$. However, to make a clear discrimination possible, a few more supernovae with $z > 1$ are required.

We have also calculated the age of the universe in these models and find that, in the models with a constant Λ , the expansion age is uncomfortably close to the age of the globular clusters. *Quintessence*-models show even lower age. The kinematical Λ -models are, however, interesting in this connection (especially the model $\Lambda \sim H^2$), which give remarkably large age of the universe.

Subject heading: cosmology: theory, SN observations, dark energy.

¹E-mail: vishwa@iucaa.ernet.in

1. INTRODUCTION

The recent luminosity-redshift observations of type Ia supernovae (Riess et al, 1998; Perlmutter et al, 1999) reveal that the dominant constituent of the universe is some weird form of matter with negative pressure, commonly referred to as ‘*dark energy*’, which gives rise to an accelerated expansion and thus explains the unexpected faintness of the supernovae. This mysterious cosmic matter is different from the cold, collisionless, nonbaryonic dark matter (CDM) (evidenced by the dynamical measurements of the total mass density) which dominates the gravitationally clustered matter and clumps like the ordinary matter. The *dark energy*, on the contrary, does not clump but repels matter instead, due to its negative pressure. It is ‘*dark*’ because it is not recognizable by direct observations and interacts with matter via gravity only. Existence of *dark energy* is also suggested by the anisotropy measurements of the microwave background radiation (MBR) which indicate that the universe is flat (Dodelson & Knox, 2000; Jaffe et al, 2001; Pryke et al, 2001; Netterfield et al, 2001). As we also have evidence that there is not enough matter, including dark matter, to account for the critical density (Turner, 2001), this provides evidence for an additional component of energy – the *dark energy*. It has been shown that the presence of *dark energy* in a CDM-model yields results that fit better with the observations of large scale structure (Kofman et al, 1993; Krauss & Turner, 1995; Ostriker & Steinhardt, 1995; Bertschinger, 1998; Bahcall et al, 1999; Sahni & Starobinsky, 2000).

An obvious candidate for *dark energy* is a positive cosmological constant Λ which represents the energy density of the quantum vacuum ($\rho_v = \Lambda/8\pi G$). However, a pure cosmological constant cannot explain the small vacuum energy density of $10^{-120} \text{ M}_{\text{Pl}}^4$ without running into fine tuning problems. Besides this old cosmological constant problem to understand why the vacuum energy density is so small, now a new problem, known as the *coincidence problem*, is to understand why the vacuum energy density is comparable to the present mass density of the universe. That is, why we happen to live in this special epoch.

Quintessence and kinematical Λ , which are other popular options for *dark energy*, have been proposed to solve these problems and have been extensively studied in the literature (for a recent review, see Sahni & Starobinsky, 2000). Brane-world scenarios, resulting from the hidden additional space dimen-

sions, have recently been proposed as an alternative to the *dark energy* in explaining the current acceleration of the universe. These theories are motivated by the fact that they are realized in string theory which is a promising candidate for quantum gravity. However, by considering one of such models, it has been shown recently that the model is disfavoured by the existing cosmological datasets (Avelino & Martins, 2001). We hope that other brane-world models will be brought into the realm of cosmological testability in the near future.

Supernovae Ia, which are thought to be thermonuclear explosions of carbon oxygen white dwarfs (Trimble, 1983; Woosley & Weaver, 1986), are almost universally regarded as *standard candles* due to the following reasons. The variability of the luminosity of type Ia supernovae is small and an empirical relation exists between the decline rate of their observed luminosity and the absolute luminosity (de Vaucouleurs & Pence, 1976; Pskovskii 1977; Branch 1981, 1982; Boisseau & Wheeler 1991). That is, a brighter supernova fades away more slowly than the one which is less bright. Moreover, they have high enough absolute luminosity to make it possible to observe them at cosmological scales.

As the *luminosity distance* d_L depends sensitively on the spatial curvature and the expansion dynamics of the models, the magnitude-redshift (m - z) relation for the high redshift supernovae has been proposed as a potential test for cosmological models and thus provides a useful tool to enable a discrimination to be made between models of various *dark energy*-candidates. Very recently, a supernova of type Ia (SN 1997ff) at $z \approx 1.7$ (the highest redshift SN observed so far) has been identified by the *Hubble Space Telescope* (Riess et al, 2001). It would be worthwhile to study the consequences of this event on various *dark energy*-candidates.

In this paper, we study the consequences on various *dark energy*-candidates from the modified data, by considering the constant Λ FRW model and some variable Λ -models of dynamical and kinematical origin. The claim, that the observed dimming of the supernovae can, alternatively, be explained by the absorption from the whisker-like dust (Aguire, 1999; Banerjee et al, 2000), is also examined in the standard Friedmann model (with a vanishing Λ) and the quasi-steady state model.

We would like to mention that there are a number of possible contaminants to the measurements of SN 1997ff, for example, the host extinction and the magnification of the supernova by gravitational lensing due to the

presence of galaxies lying along our line of sight (Moertsell, Gunnarsson & Goobar, 2001; Lewis & Ibata, 2001). If these effects are manifested, they could significantly reduce the cosmological utility of this supernova, and of high redshift supernovae in general. However, in this analysis, we consider the measurements at their ‘face values’, which is also motivated by the tangential shear test performed and discussed by Riess et al (2001).

Throughout our analysis, we shall be considering the Robertson-Walker (R-W) metric

$$ds^2 = -dt^2 + S^2(t) \left\{ \frac{dr^2}{1 - kr^2} + r^2(d\theta^2 + \sin^2\theta d\phi^2) \right\}, \quad (1)$$

in which case, the Einstein field equations lead to

$$\frac{\dot{S}^2}{S^2} + \frac{k}{S^2} = \frac{8\pi G}{3}\rho_{\text{tot}}, \quad (2)$$

$$-\frac{\ddot{S}}{S} = \frac{4\pi G}{3}(\rho_{\text{tot}} + 3p_{\text{tot}}), \quad (3)$$

where $\rho_{\text{tot}} \equiv \rho_{\text{m}} + \rho_{\text{dark energy}}$ and $p_{\text{tot}} \equiv p_{\text{m}} + p_{\text{dark energy}}$ with $\rho_{\text{m}} \equiv \rho_{\text{rest mass}} + \rho_{\text{radiation}} + \rho_{\text{dark matter}}$ and $p_{\text{m}} = p_{\text{radiation}}$.

2. QUINTESSENTIAL MODEL

It is increasingly popular to consider the possibility that the vacuum energy is not constant but rather evolves with the expansion of the universe. For example, a slowly varying scalar field ϕ (commonly known as *quintessence*) with a suitable potential $V(\phi)$ coupled to matter through gravity, contributes a vacuum energy density ρ_ϕ and a pressure p_ϕ as

$$\rho_\phi = \frac{1}{2}\dot{\phi}^2 + V(\phi), \quad p_\phi = \frac{1}{2}\dot{\phi}^2 - V(\phi), \quad (4)$$

with an equation of state $\omega_\phi \equiv p_\phi/\rho_\phi$ which may be a function of time ($\omega_\phi = -1$ corresponds to a pure cosmological constant). One notes that if the field ϕ is evolving sufficiently slowly so that $\dot{\phi}^2 < V(\phi)$, one can have $\omega_\phi < 0$. The condition $(\rho + 3p)_{\text{tot}} < 0$ for an accelerating expansion (see equation (3)) can then be satisfied.

As the scalar field interacts minimally with matter and radiation, these are conserved separately. This leads to

$$\rho_m \sim S^{-3(1+\omega)} \sim (1+z)^{3(1+\omega)}, \quad \rho_\phi \sim S^{-3(1+\omega_\phi)} \sim (1+z)^{3(1+\omega_\phi)}, \quad (5)$$

where $\omega = 0$ and $1/3$ for, respectively, rest mass (dust) and radiation, as usual. In deriving (5), we have assumed that ω_ϕ is a constant which is a reasonable approximation as far as the equation of state changes slowly with time. We have also assumed that the radiation energy is negligible for $(1+z) \ll 10^3$. It is clear that ρ_ϕ decays slower than ρ_m as the potential energy $V(\phi)$ starts dominating over the kinetic energy $\dot{\phi}^2/2$ of the scalar field and ω_ϕ turns negative. However, in the earlier epoch (with $\rho_{\text{rad}} \sim S^{-4}$) where the kinetic energy is dominant, ρ_ϕ decays faster (as fast as S^{-6}) than ρ_{rad} . Equation (5) implies that, in the present phase of evolution,

$$\rho_\phi \begin{matrix} < \\ > \end{matrix} \rho_m \quad \text{according as} \quad (1+z) \begin{matrix} > \\ < \end{matrix} \left(\frac{\Omega_{\phi 0}}{\Omega_{m 0}} \right)^{-1/3\omega_\phi}, \quad \Omega_\phi > 0, \quad (6)$$

where Ω_i 's are, as usual, the energy densities of the respective components in units of the critical density (i.e., $\Omega_i \equiv 8\pi G\rho_i/3H^2$) and the subscript '0' denotes the value of the quantity at the present epoch. Thus in a flat model with $\Omega_{m 0} = 0.34$ (inferred from the SN data, as we shall see later), the redshift ($\equiv z_{\text{eq}}$) at which ρ_ϕ started dominating over ρ_m , comes out as $z_{\text{eq}} = 0.25$ if the *dark energy* is represented by a pure cosmological constant.

From equations (2), (3) and (5), it is not difficult to calculate the evolution of the deceleration parameter $q \equiv -\ddot{S}/SH^2$ in the present phase of evolution:

$$q(z) = \frac{1}{2} \left[\frac{1 + (\Omega_{\phi 0}/\Omega_{m 0})(1 + 3\omega_\phi)(1+z)^{3\omega_\phi}}{1 + (\Omega_{\phi 0}/\Omega_{m 0})(1+z)^{3\omega_\phi} - (\Omega_{k 0}/\Omega_{m 0})(1+z)^{-1}} \right], \quad (7)$$

where $\Omega_k \equiv k/S^2H^2$. From this, it follows that for $\omega_\phi < -1/3$ and $\Omega_\phi > 0$,

$$q \begin{matrix} < \\ > \end{matrix} 0 \quad \text{according as} \quad (1+z) \begin{matrix} < \\ > \end{matrix} \left[(3|\omega_\phi| - 1) \frac{\Omega_{\phi 0}}{\Omega_{m 0}} \right]^{1/3|\omega_\phi|}, \quad (8)$$

in flat or open models. This implies that the universe must have been decelerating in the past if it is accelerating at present. For example, in a flat universe with the *dark energy* in form of a constant Λ , the value $\Omega_{m 0} = 0.34$

(which guarantees an acceleration at the present epoch), implies that the expansion of the universe shifted from deceleration to acceleration at $z = 0.57$. This happened earlier than the epoch when the vacuum energy density took over to the matter energy density.

In order to fit the models to the supernovae data, we now derive the magnitude (m)–redshift (z) relation. The *luminosity distance* d_L of a source with redshift z is given by

$$d_L(z) = \frac{(1+z)}{H_0\sqrt{\mathcal{K}}}\xi\left(\sqrt{\mathcal{K}}H_0\int_0^z\frac{dz'}{H(z')}\right), \quad (9)$$

where

$$\begin{aligned} \xi(x) &= \sin(x) & \text{with } \mathcal{K} &= \Omega_{k0} & \text{when } \Omega_{k0} > 0, \\ \xi(x) &= \sinh(x) & \text{with } \mathcal{K} &= -\Omega_{k0} & \text{when } \Omega_{k0} < 0, \\ \xi(x) &= x & \text{with } \mathcal{K} &= 1 & \text{when } \Omega_{k0} = 0. \end{aligned}$$

The apparent magnitude m of the source is, then, given by

$$m(z) = \mathcal{M} + 5\log_{10}(H_0d_L), \quad (10)$$

where $\mathcal{M} \equiv M - 5\log_{10}H_0 + 25$, M is the absolute luminosity of the source and d_L is measured in Mpc. It is worth noting that in deriving equations (9) and (10), the only assumption one needs to make, is that of the validity of the R-W metric given by equation (1). Hence these equations are applicable to all the homogeneous and isotropic models. The additional knowledge of the evolution of the Hubble parameter $H(z)$ in a particular model, determines the m - z relation completely in the model. The expression for $H(z)$ in this model follows from equations (2) and (5) as

$$H(z) = H_0[\Omega_{m0}(1+z)^3 + \Omega_{\phi0}(1+z)^{3(1+\omega_\phi)} - \Omega_{k0}(1+z)^2]^{1/2}. \quad (11)$$

We consider the data on the redshift and effective magnitude of SN 1997ff together with the sample of 54 supernovae from the Perlmutter et al' primary fit C. There are two ways Riess et al (2001) have measured SN 1997ff. One is to use the photometric redshift (1.7) of the supernova, in which case the resulting distance and redshift is a complex confidence contour (see figures 10 and 11 in their paper). The other comes from the deployment of the spectroscopic redshift (1.755) of the host which has the virtue of being much more accurate, but is subject to being in error if the line one identifies is not correct. However, both methods give a very similar result and a good

representation of the data is $z = 1.755 \pm 0.05$, $m^{\text{eff}} = 25.68 \pm 0.34$ (from a personal discussion with Adam G. Riess). The best-fitting parameters are estimated by minimizing the function

$$\chi^2 = \sum_{i=1}^{55} \left[\frac{m_i^{\text{eff}} - m(z_i)}{\sigma_{m_i^{\text{eff}}}} \right]^2, \quad (12)$$

where m_i^{eff} refers to the effective magnitude of the i th supernovae which has been corrected by the lightcurve width-luminosity correction, galactic extinction and the K-correction from the differences of the R- and B-band filters and the dispersion $\sigma_{m_i^{\text{eff}}}$ is the uncertainty in m_i^{eff} .

Before fitting the data to the model, we recall that any source of energy and momentum should satisfy the *null energy condition* which, in the R-W metric, is equivalent to requiring $\rho + p \geq 0$. In the case of *quintessence*, this condition leads to $\rho_\phi(1 + \omega_\phi) \geq 0$. The global best-fitting model, where χ^2 is minimized by giving free rein to $\Omega_{\text{m}0}$, $\Omega_{\Lambda 0}$, ω_ϕ and \mathcal{M} , i.e. at 51 degrees of freedom (dof), is obtained as $\Omega_{\text{m}0} = 0.71$, $\Omega_{\phi 0} = 1.79$ and $\omega_\phi = -0.82$ with $\chi^2 = 56.82$, which is indeed a good fit ($\Delta\chi^2 \equiv \chi^2/\text{dof} = 1.12$). The global best fit for a constant Λ ($\omega_\phi = -1$) also gives a similar value, viz., $\chi^2 = 56.89$ (at 52 dof) for the model $\Omega_{\text{m}0} = 0.87$, $\Omega_{\Lambda 0} = 1.51$, which also shows a very good fit ($\Delta\chi^2 = 1.09$). We note that without including SN 1997ff, the global best-fitting quintessence model was obtained as $\Omega_{\text{m}0} = 0.66$, $\Omega_{\phi 0} = 2.02$ and $\omega_\phi = -0.75$ with $\chi^2 = 56.81$ (at 50 dof, i.e., $\Delta\chi^2 = 1.14$). The global best-fitting constant Λ -model was: $\Omega_{\text{m}0} = 0.79$, $\Omega_{\Lambda 0} = 1.4$ with $\chi^2 = 56.85$ (at 51 dof, i.e., $\Delta\chi^2 = 1.11$).

We notice that the estimates of $\Omega_{\text{m}0}$, mentioned above, are rather higher than its value estimated from various measurements, most of which seem to indicate a low value $\Omega_{\text{m}0} \approx 0.33$ (Turner, 2001), though, one can still argue that there is some more matter in an yet undetected form. Moreover, there are also some measurements which favour a higher value of $\Omega_{\text{m}0}$ (Schindler, 2001).

If we stick to the flat models ($\Omega_{\text{m}} + \Omega_\phi = 1$), we find that the minimum value of χ^2 decreases as ω_ϕ decreases. Under the constraint of the *null energy condition*, the best-fitting model is obviously that for $\omega_\phi = -1$ (i.e., for a constant Λ), which is given by $\Omega_{\text{m}0} = 0.34$ with $\chi^2 = 62.01$ (at 53 dof). This although represents a good fit ($\Delta\chi^2 = 1.17$), but not as good as the one with the non-flat models mentioned above. Nonetheless, the estimated

value $\Omega_{m0} = 0.34$ is remarkably close to the most favoured value $\Omega_{m0} \approx 0.33$ from various observations, as mentioned above. The best-fitting flat model, without SN 1997ff, is $\Omega_{m0} = 0.28$ with $\chi^2 = 57.70$ (at 52 dof). Thus, although the addition of SN 1997ff has worsened the fit to the flat model considerably, however, the modified data still fit either a constant Λ or a *quintessence* whose equation of state is similar to that of Λ . In the following, we shall limit our analysis to the flat models only, which are consistent with the MBR observations (which indicate that Ω_{tot} is very close to 1).

3. PHENOMENOLOGICAL MODELS OF KINEMATICAL Λ

Models of this category, providing another popular candidate for *dark energy*, have been proposed to explain the small present value of vacuum energy density through a kinematical decay of Λ . The laws for the decay of Λ are phenomenological in nature and follow either from some dimensional arguments (Chen & Wu, 1990; Carvalho et al, 1992; Vishwakarma, 2000), or some symmetry considerations (Ozer & Taha, 1987; Vishwakarma, 2001a), or simply by assuming Λ as a function of either the cosmic time or any other parameter of the FRW model (for a brief summary, see, Overduin & Cooperstock, 1998). Here we consider the following three most popular models from this category:

- case (1): $\Lambda = n_1 S^{-2}$,
- case (2): $\Lambda = n_2 H^2$,
- case (3): $\Lambda = n_3 t^{-2}$,

where the constants n_i 's are new cosmological parameters, replacing the original Λ , and are to be determined from the observations. The first model is suggested by a dimensional analysis (Chen & Wu, 1990) and also results from a contracted Ricci-collineation along the fluid flow vector (Vishwakarma, 2001a) and has been the subject of most attention. The second model has been proposed through the similar dimensional arguments (Carvalho et al, 1992) and also follows from other arguments. In view of the present estimates of Λ being of the order of H_0^2 , this ansatz seems as a natural dynamic law for the decay of Λ . The third model has also been considered by several authors by imposing supplementary conditions which are equivalent to assuming a power law for the scale factor (Lau, 1985; Bertolami, 1986; Berman & Som, 1990; Lopez & Nanopoulos 1996). However, with the flat R-W met-

ric, the last two models (and many other models too, for example, $\Lambda \sim \rho$, see, Vishwakarma, 2001b) become identical.

Case (1): $\Lambda = n_1 S^{-2}$

The dynamics of the model (for $k = 0$) can be obtained from equations (2) and (3) as

$$\rho_m = C_1 S^{-3(1+w)} + \frac{n_1 S^{-2}}{4\pi G(1+3w)}, \quad C_1 = \text{constant}, \quad (13)$$

$$\dot{S}^2 = \frac{8\pi G C_1}{3} S^{-(1+3w)} + \frac{n_1(1+w)}{(1+3w)}. \quad (14)$$

The constants n_1 and C_1 can be written in the following form

$$n_1 = 3H_0^2 S_0^2 (1 - \Omega_{m0}), \quad C_1 = \frac{3H_0^2 S_0^3}{8\pi G} (3\Omega_{m0} - 2). \quad (15)$$

The value of the constant C_1 in the early radiation-dominated epoch can be calculated, in the same way, in terms of the parameters at, say, the Planck time or the time of the last scattering. The expression for the Hubble parameter, in the present phase, yields from equation (14) as

$$H(z) = H_0 [(3\Omega_{m0} - 2)(1+z)^3 - 3(1 - \Omega_{m0})(1+z)^2]^{1/2}. \quad (16)$$

From this and equation (13), we notice that the accelerating models are severely constrained. As $q(z) = 4\pi G C_1 / 3S^3 H^2$, it is clear that for $\Omega_{m0} < 2/3$ (or $\Omega_{m0} < 2\Omega_{\Lambda 0}$, in the non-flat models), the models have an accelerating expansion throughout this phase. However, the maximum redshift of an object in these models with a positive Λ , is given by $z_{\max} = \Omega_{m0} / (2 - 3\Omega_{m0})$ (in the non-flat models, z_{\max} is either $1/(2\Omega_{\Lambda 0} - \Omega_{m0})$ or $\Omega_{m0} / (2\Omega_{\Lambda 0} - \Omega_{m0})$, whichever is smaller). Thus the low density models are ruled out by the existence of high redshift quasars. Nevertheless, the model can increase z_{\max} considerably by selecting Ω_{m0} sufficiently close to $2/3$ (or to $2\Omega_{\Lambda 0}$ in the non-flat models), if permitted by the observations. For example, with $\Omega_{m0} = 0.65$, z_{\max} becomes as high as 13. However, the model, then, would have to resort to some other explanation for the MBR, radically different from the standard one which assumes a cosmological origin of the MBR.

However no such difficulty arises for $2/3 \leq \Omega_{m0} \leq 1$ (or $0 \leq (\Omega_{m0} - 2\Omega_{\Lambda 0}) \leq 1$, in the non-flat models), in which case the model is either decelerating ($\Omega_{m0} > 2/3$) or coasting ($\Omega_{m0} = 2/3$) throughout this phase of evolution.

We also note that $\rho_v \stackrel{\leq}{\geq} \rho_m$ according as $z \stackrel{\geq}{\leq} (2\Omega_{m0} - 1)/(2 - 3\Omega_{m0})$ if $\Omega_{m0} > 2/3$. For $\Omega_{m0} < 2/3$, $\rho_v \stackrel{\leq}{\geq} \rho_m$ according as $z \stackrel{\leq}{\geq} (2\Omega_{m0} - 1)/(2 - 3\Omega_{m0})$. Thus, we find that with a positive Λ , the dependence of the relative dominance of ρ_v and ρ_m on z is just opposite to what we have seen in the *quintessence* model. For example, in the model $\Omega_{m0} = 0.65$, ρ_m started dominating over ρ_v at $z = 6$. It should not be surprising that ρ_v is decreasing with time faster than ρ_m in this model. This is because of a continuous creation of matter from the decaying ρ_v , as we shall discuss later. Equation (13), which implies that $(\rho_m - 2\rho_v) \sim (1 + z)^3$, explains why Ω_m and Ω_v are of the same order at the present epoch. (Note that in the coasting model, $\Omega_m = 2\Omega_v$ always).

Our fitting procedure gives the best-fitting solution as $\Omega_{m0} = 0.59$ with $\chi^2 = 66.89$ (at 53 dof). This represents a reasonably good fit ($\Delta\chi^2 = 1.26$), though not as good as we have obtained for a constant Λ . However, we note that this model can be rejected on the grounds that it cannot accommodate objects with redshift higher than 2.57. But the parameter space, allowed by the data, is wide enough to accommodate models with high enough z_{\max} . For example, the model $\Omega_{m0} = 0.65$ gives $\chi^2 = 68.12$ (at 54 dof), which represents a reasonably good fit ($\Delta\chi^2 = 1.26$).

Note that the best-fitting solution without including SN 1997ff is given by $\Omega_{m0} = 0.49$ with $\chi^2 = 58.98$ (at 52 dof, i.e., $\Delta\chi^2 = 1.13$). This implies that the addition of SN 1997ff has worsened the fit considerably.

It is important to note that the quintessence fields, which acquire negative pressure during the matter dominated phase and behave like dynamical Λ , seem formally equivalent to the kinematical models of Λ considered in this section. However, these two categories are, in general, fundamentally different from the theoretical point of view. In the former case, quintessence and matter fields are assumed to be conserved separately (through the assumption of minimal coupling of the scalar field with the matter fields). However, in the latter case, the conserved quantity is $[T_m^{ij} - \{\Lambda(t)/8\pi G\}g^{ij}]$, leading to

$$\dot{\rho}_{\text{tot}} + 3(\rho_{\text{tot}} + p_{\text{tot}})\frac{\dot{S}}{S} = 0, \quad (17)$$

which follows from the Bianchi identities. (Obviously, the additional require-

ment of the conservation of the matter field forces Λ to become a constant). This implies that there is a continuous creation of matter from the *decaying* Λ as is clear from the following

$$\rho_m = CS^{-3(1+\omega)} - \frac{S^{-3(1+\omega)}}{8\pi G} \int \dot{\Lambda}(t)S^{3(1+\omega)} dt, \quad C = \text{constant}, \quad (18)$$

which follows from (17). Thus with a positive kinematical $\Lambda(t)$, the energy momentum tensor of the Λ -field $\equiv -(\Lambda/8\pi G)g^{ij}$ (with its equation of state $p_\Lambda = -\rho_\Lambda = -\Lambda/8\pi G$) acts just like the creation field of the Quasi-Steady State Cosmology (which will be discussed in section 6). Because of its negative energy, the c -field also has a repulsive effect to accelerate the expansion as does a positive Λ .

Due to this fundamental difference, the two categories of the models have, in general, completely different dynamics of evolution. Note that ρ_m , in equations (13) and (19), no longer scales down as $(1+z)^{3(1+\omega)}$ as it does in equation (5). In this connection, we consider an interesting example of the quintessential model with $\omega_\phi = -1/3$ (which is the equation of state of the non-relativistic cosmic string). Note that the resulting model also has an S^{-2} -variation of the effective Λ , i.e., $\Lambda \equiv 8\pi G\rho_\phi \sim S^{-2}$. However, the evolutions of ρ_m and H obtained from equations (5) and (11), in this flat model, are completely different from those in (13) and (16). This is also obvious from figure 1, where we have shown the expansion dynamics of these models, together with some other quintessential and kinematical Λ -models and compared them with the constant Λ -model.

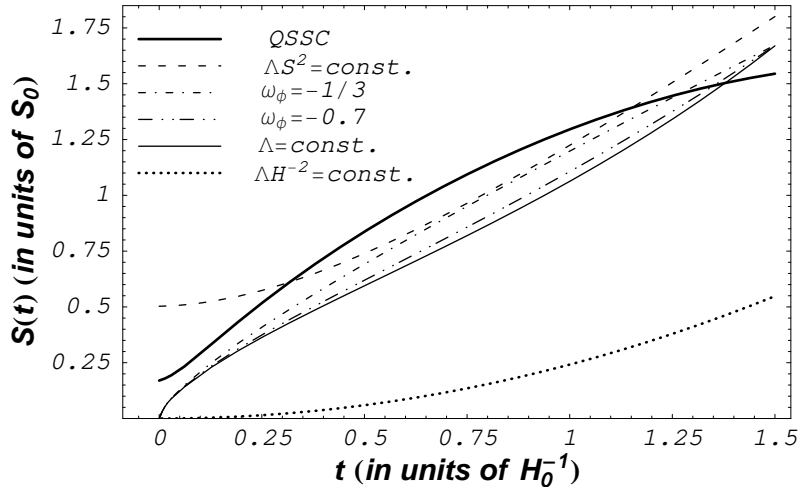


Figure 1: The time-evolution of the scale factor S (in units of S_0) is shown as a function of the cosmic time t (in units of H_0^{-1}), in some flat models. The plotted quasi-steady state model is given by $\Omega_{\Lambda 0} = -0.358$ with $z_{\max} = 5$, whereas the rest of the models are specified by $\Omega_{m0} = 0.33$.

Case (2): $\Lambda = n_2 H^2$

The (flat) model is described by the following equations:

$$\rho_m = C_2 S^{(n_2-3)(1+w)}, \quad C_2 = \text{constant} > 0, \quad (19)$$

$$\dot{S}^2 = \frac{8\pi G C_2}{(3-n_2)} S^{(n_2-3)(1+w)+2}. \quad (20)$$

Note that the ansatz $\Lambda = n_2 H^2$ is equivalent to assuming that $\Omega_\Lambda (= n_2/3)$ is a constant and, hence, so is $\Omega_m (= 1 - n_2/3)$ in a flat model. We write n_2 , and also C_2 , in terms of the parameters at the present epoch as

$$n_2 = 3(1 - \Omega_{m0}), \quad C_2 = \frac{3H_0^2}{8\pi G} \Omega_{m0} S_0^{3\Omega_{m0}}. \quad (21)$$

The expression for the Hubble parameter, in the present epoch, then yields

$$H(z) = H_0(1+z)^{3\Omega_{m0}/2}. \quad (22)$$

We note that both, ρ_m and ρ_v scale down as $(1+z)^{(3-n_2)(1+\omega)}$ maintaining a fixed ratio $\rho_m/\rho_v = \Omega_m/(1-\Omega_m)$. The deceleration parameter, in the model, is obtained as

$$q = \frac{(3-n_2)(1+\omega)}{2} - 1, \quad (23)$$

which is constant and implies that $q \gtrless 0$ according as $n_2 \lesseqgtr (1+3\omega)/(1+\omega)$. Thus two different values of the parameter n_2 , viz., one with $n_2 < 3/2$ in the early radiation dominated era and the other with $n_2 > 1$ in the present era can make the universe shift from deceleration to acceleration. In this view, n_2 behaves like a *tracking* parameter.

The fitting of the 54 points-data to the model gives the best-fitting solution as $\Omega_{m0} = 0.4$ with $\chi^2 = 58.35$ (at 52 dof), which represents a good fit ($\Delta\chi^2 = 1.12$). The addition of SN 1997ff to this dataset worsens the fit and the new dataset gives the best-fitting solution as $\Omega_{m0} = 0.49$ with $\chi^2 = 65.27$ (at 53 dof, i.e., $\Delta\chi^2 = 1.23$), which though represents a reasonably good fit, better than the one we obtained for the model $\Lambda \sim S^{-2}$, but not as good as the ones obtained for the constant Λ -models.

From the best-fitting solutions of the models discussed so far (see, Table 1), we notice that the kinematical Λ -models require lesser amount of *dark energy* ($\Omega_{\Lambda0}$) than is required by the quintessential or constant Λ -models, to fit the data. Said in other words, this means that with a given amount of *dark energy* density, the kinematical Λ -models show larger distance of an object of a given redshift than the distance the object has in the quintessential or constant Λ -models. This is also clear from figure 2, where we have compared the *luminosity distance* of a source (at different redshifts z) calculated in different models.

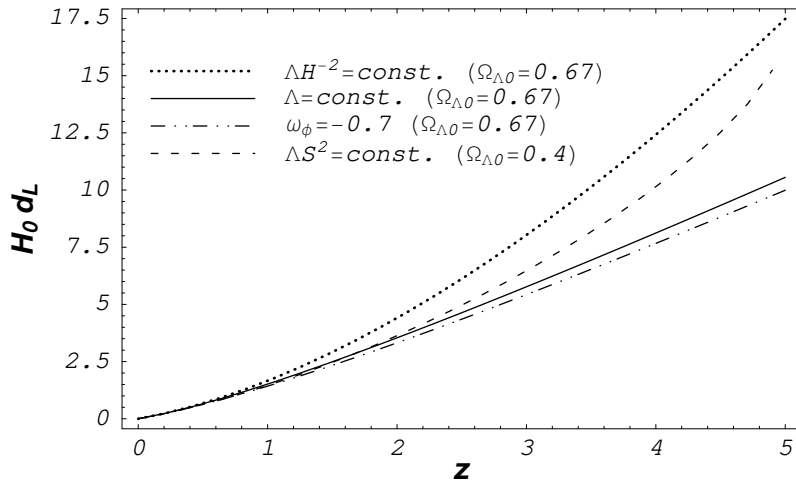


Figure 2: The *luminosity distance* d_L (in units of H_0^{-1}) is plotted as a function of the cosmological redshift in some flat models. With a given amount of *dark energy* density, the kinematical Λ -models show larger distance of an object at a given redshift than the distance the object has in the quintessential or constant Λ -models. The model $\Lambda \sim S^{-2}$, with even a smaller $\Omega_{\Lambda 0} = 0.4$, shows higher distance of a source than it has in the constant Λ - or the quintessential model with $\Omega_{\Lambda 0} = 0.67$. Note that all these models are specified completely by only one parameter $\Omega_{\Lambda 0}$.

It seems that all the best-fitting models discussed so far fit the data reasonably well. In order to be able to discriminate between the models, we magnify their differences by plotting the relative magnitude with respect to a fiducial constant Λ -model $\Omega_{m0} = 0.3$ and $\Omega_{\Lambda 0} = 0.7$, as has been shown in figure 3. However, we realize that it is still not possible to distinguish the models with the available accuracy of the data. Some more high redshift supernovae with $z > 1$ are needed to make the discrimination possible, as the models start to depart from each other very rapidly once we go above $z = 1$, as is clear from figure 4.

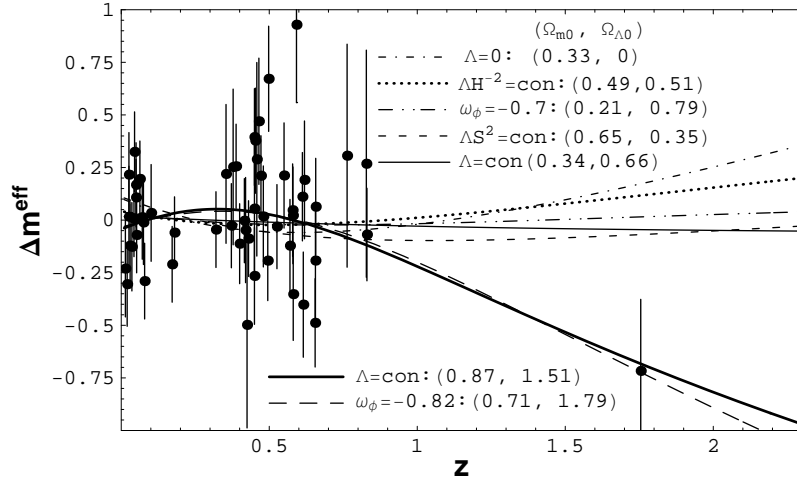


Figure 3: Hubble diagram of the SN Ia minus a fiducial flat FRW model with $\Omega_{m0} = 0.3$ (i.e., the relative magnitude $\Delta m(z) \equiv m(z) - m_{\text{fiducial}}(z)$): The curves correspond to some best-fitting theoretical models. The older data points ($z < 1$) have too large error bars to make a discrimination possible between the models (especially between the flat models including the open model with zero Λ and whisker-dust). However, the new point (SN 1997ff) seems to be consistent with only the best-fitting spherical models.

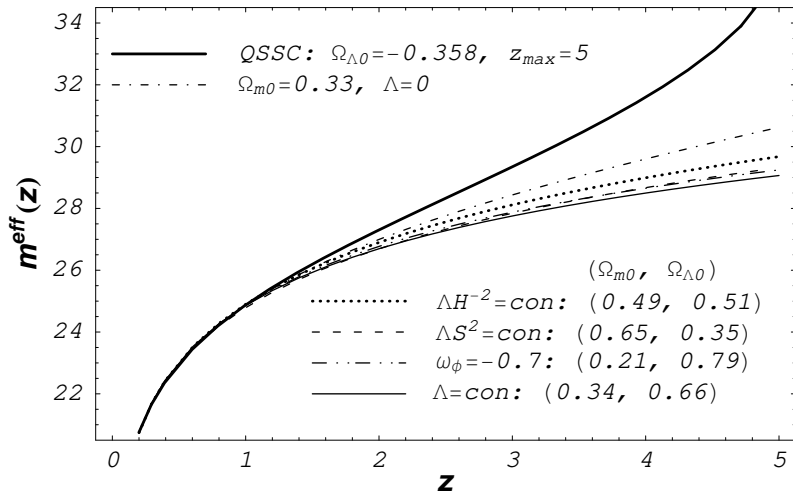


Figure 4: The effective magnitude is shown as a function of the redshift in some best-fitting flat models and the open FRW model with zero Λ . The curves start to depart from each other very rapidly as we go above $z = 1$.

4. EFFECT OF THE INTERGALACTIC DUST

It has been argued that the dimming of the high redshift supernovae relative to the low redshift ones could be an artefact of the intervening dust (Aguire, 1999; Banerjee et al, 2000). The intergalactic dust is claimed to be dominated by needle- or whisker-type dust which is supposed to form from the condensation of the metallic vapours ejected from the supernovae explosions (Hoyle & Wickramasinghe, 1988; Narlikar et al, 1997). It is confirmed from the laboratory experiments that this needle-like metallic dust can grow more rapidly than the spherical dust (Hoyle et al, 2000).

In a homogeneous, isotropic universe, the contribution to the effective magnitude arising from the absorption of light by the intervening whisker-like dust, is given by

$$\delta m(z) = \int_0^{\ell(z)} \kappa \rho_g d\ell = \kappa \rho_{g0} \int_0^z (1+z')^2 \frac{dz'}{H(z')}, \quad (24)$$

where κ is the mass absorption coefficient, which is effectively constant over a wide range of wavelengths and is of the order $10^5 \text{ cm}^2 \text{ g}^{-1}$ (Wickramasinghe & Wallis, 1996), $\rho_g \sim S^{-3}$ is the whisker grain density with ρ_{g0} in the range $(3 - 5) \times 10^{-34} \text{ g cm}^{-3}$ and $\ell(z)$ is the proper distance traversed by light through the intergalactic medium emitted at the epoch of redshift z .

Thus the net magnitude is given by

$$m^{\text{net}}(z) = m(z) + \delta m(z), \quad (25)$$

where the first term on the r.h.s. corresponds to the usual magnitude from the cosmological evolution. We consider a particular FRW model with $\Omega_{m0} = 0.33$ and $\Lambda = 0$ to test equation (25). Using $H_0 = 70 \text{ km s}^{-1} \text{ Mpc}^{-1}$, we find that the model fits the 54 point-data (i.e., without including SN 1997ff) very well giving $\chi^2 = 59.78$ (at 52 dof), which represents a good fit ($\Delta\chi^2 = 1.15$). However, the addition of SN 1997ff to this data worsens the fit considerably and the χ^2 value increases to 70.38 (at 53 dof, i.e., $\Delta\chi^2 = 1.33$), which though acceptable, is not as good as the ones with a non-zero Λ .

Table 1. For a comparative study, the best-fitting parameters of the models discussed in the paper are listed, which have been estimated from the SN Ia data, with and without SN 1997ff. The parameters of all the models, except the QSSC, are estimated from the SN sample of Permutter et al' primary fit C (i.e., the excluded points are 1992bo, 1992br, 1994H, 1997O, 1996cg, 1996cn). In the case of the QSSC, the fitted data sample is from Banerjee et al (where the excluded points are: 1992bc, 1992br, 1994H, 1997O, 1995as, 1995K). All the other models, except the first and the last ones, shown in the table, are flat models.

Models	with SN 1997ff			without SN 1997ff		
	Ω_{m0}	$\Omega_{\Lambda0}$	$\Delta\chi^2$	Ω_{m0}	$\Omega_{\Lambda0}$	$\Delta\chi^2$
$\omega_\phi = -1$	0.87	1.51	1.09	0.79	1.40	1.11
	$\Omega_{m0}^{\text{Flat}}$	$\Delta\chi^2$		$\Omega_{m0}^{\text{Flat}}$	$\Delta\chi^2$	
$\omega_\phi = -1$	0.34	1.17		0.28	1.11	
$\omega_\phi = -0.9$	0.30	1.18		0.24	1.11	
$\omega_\phi = -0.8$	0.26	1.19		0.18	1.11	
$\omega_\phi = -0.7$	0.21	1.20		0.11	1.12	
$\omega_\phi = -0.6$	0.14	1.21		0.01	1.12	
$\Lambda \sim H^2$	0.49	1.23		0.40	1.12	
$\Lambda \sim S^{-2}$	0.59	1.26		0.49	1.13	
QSSC: $z_{\text{max}} = 5,$ $\Omega_{\Lambda0} = -0.358$		1.27			1.00	
FRW: $\Lambda = 0,$ $\Omega_{m0} = 0.33$		1.33			1.15	

5. AGE CONSIDERATIONS

The age of the universe t_0 , in a model with the Hubble parameter $H(z)$, is given by

$$t_0 = \int_0^{z_{\text{max}}} \frac{H^{-1}(z)}{(1+z)} dz. \quad (26)$$

The value of t_0 depends on the expansion dynamics of the model considered and, hence, on the free parameters of the model. Additionally, the age of the universe depends on the present value of the Hubble parameter H_0 . We consider $H_0 = 70 \text{ km s}^{-1} \text{ Mpc}^{-1}$ which comes from the present consensus of the Hubble Constant proponents (Freedman et al, 2001). In figure 5, we have plotted t_0 as a function of $\Omega_{\Lambda0}$ in the models discussed in the preceding sections. We note that the age of the universe in the model with a constant Λ is uncomfortably close to the age of the globular clusters $t_{\text{GC}} = 12.5$ Gyr, even for Ω_{m0} as low as 0.33. The age in the *quintessential* models is even lower. Note that if the required mass density Ω_{m0} of the universe was smaller, one could get higher age in these models, as is clear from the figure.

However, this does not seem likely as the recent measurements give very narrow range of Ω_{m0} as $\Omega_{m0} = 0.330 \pm 0.035$ at one sigma level (Turner, 2001). We also note that there are various other sources of supporting evidence that are consistent with this value, including studies of the evolution of cluster abundances with redshift, measurements of the power spectrum of large-scale structure, analyses of measured peculiar velocities as they relate to the observed matter distribution, and observations of the outflow of material from voids. If Ω_{m0} was, on the other hand, larger than this value, one could perhaps argue that there was some matter in an yet undetected form.

In a flat model with a constant Λ , the fractional uncertainty in the value of t_0 can be calculated, from equations (11) and (26), as

$$\frac{\Delta t_0}{t_0} = \frac{\Delta H_0}{H_0} + \frac{\int_0^1 [\Omega_{m0}x^{-1} + (1 - \Omega_{m0})x^2]^{-3/2} (x^{-1} - x^2) dx}{2 \int_0^1 [\Omega_{m0}x^{-1} + (1 - \Omega_{m0})x^2]^{-1/2} dx} \Delta \Omega_{m0}. \quad (27)$$

The recent measurement of H_0 , by using *Hubble Space Telescope*, gives the fractional error in H_0 as ≈ 10 percent (Freedman et al, 2001). Thus the expected error in t_0 in this model with $\Omega_{m0} = 0.33$ comes out as about 13 percent (i.e., $t_0 = 13.1$ Gyr, $\Delta t_0 \approx 1.7$ Gyr). On the other hand, the age of the oldest globular cluster is estimated to be $t_{GC} = 12.5 \pm 1.2$ Gyr (Gnedin et al, 2001; and the references therein). Additionally, the latest uranium decay estimates yield the age of the Milky Way as 12.5 ± 3 Gyr (Cayrel et al, 2001). Thus, if one compares the upper age limit of these objects with the lower limit of the age of the universe in this model, the model is in serious trouble. This situation in the *quintessential* models is even worse, as is clear from the figure. The situation with the best-fitting closed model with constant Λ ($\Omega_{m0} = 0.79$, $\Omega_{\Lambda 0} = 1.41$) is not better either, which also gives $t_0 = 13.1$ Gyr. The open model $\Omega_{m0} = 0.33$, $\Lambda = 0$ yields $t_0 = 11.2$ Gyr only. However, the kinematical Λ -models do not face this problem, *especially, the model $\Lambda \sim H^2$, which gives a remarkably large value of $t_0 = 19$ Gyr in the best-fitting model.* For a lower value of Ω_{m0} , t_0 is even higher. For example, the value $\Omega_{m0} = 0.33$ in this model gives $t_0 = 28.2$ Gyr! This is not surprising because the expression for the age of the universe in this model yields

$$t_0 = \frac{2}{3\Omega_{m0}} H_0^{-1}, \quad (28)$$

which gives higher values of t_0 for lower Ω_{m0} . The model $\Lambda \sim S^{-2}$ (with even a higher $\Omega_{m0} = 0.65$), also gives a comfortable value $t_0 = 14.7$ Gyr.

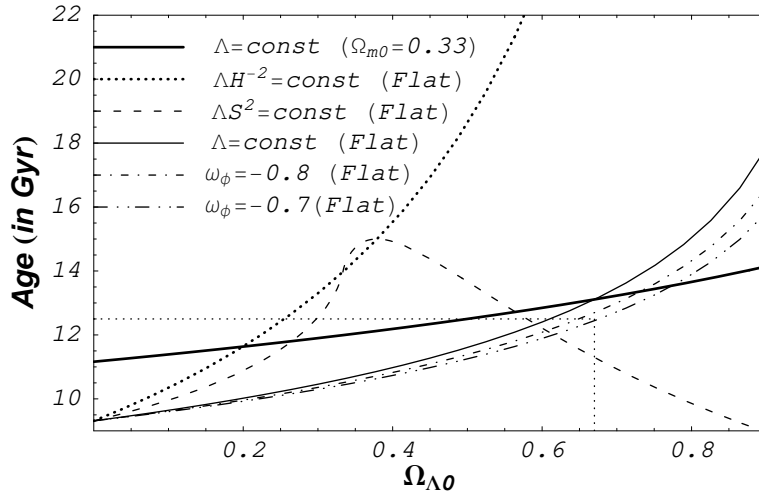


Figure 5: The age of the universe is plotted as a function of $\Omega_{\Lambda 0}$ in different models, by using $H_0 = 70 \text{ km s}^{-1} \text{ Mpc}^{-1}$. The horizontal dotted line represents the age of the globular clusters $t_{GC} = 12.5 \text{ Gyr}$. The vertical dotted line corresponds to the mass density of the present universe ($\Omega_{m0} = 0.33$), in the flat models ($\Omega_{\text{tot}} = 1$). In the non-flat constant Λ -model, $\Omega_{\text{tot}} = 0.33 + \Omega_{\Lambda 0}$.

6. QUASI-STEADY STATE COSMOLOGY

Another cosmological theory, where the Λ -energy plays an important role is the Quasi-Steady State Cosmology (QSSC) which is a Machian theory proposed by Hoyle, Burbidge and Narlikar as an alternative to the Standard Big Bang Cosmology (SBBC). A built-in negative Λ in this theory, which is not primarily from the observations, is necessary to make the solutions possible. Its role in the dynamics of the model is to energize the creation-field by controlling the expansion of the universe. The repulsive effects, akin to that from a positive Λ , are produced by the creation field which has a negative energy density.

This cosmology does not have any cosmic epoch when the universe was

hot and *is free from the initial singularity* of the SBBC. It has cycles of expansion and contraction (regulated by the creation- and the negative Λ -fields respectively) of comparatively shorter period superposed on a long term exponential trend of expansion. Creation of matter is also periodic, being confined to pockets of strong gravitational fields around compact massive objects. The theory seems to meet all the available observational constraints at the present time. According to QSSC, the MBR is the relic starlight left by the stars of the previous cycles which has been thermalized by the whisker dust emitted by the supernovae. It is very interesting to note that *the energy available from this process is just right to give a radiation background of 2.7 K at the present epoch* (Hoyle et al, 1994). SBBC, on the other hand, does not predict the present temperature of the MBR. Another point in favour of the QSSC is that the model (which, though, has a constant Λ) does not face the cosmological constant problem mentioned in section 1 and the magnitude of Λ is broadly related with the size of the universe in a Machian way (Hoyle et al, 1995). In fact, the Λ in the QSSC does not represent the energy density of the quantum fields, as this model does not experience the energy scales of particle physics.

In the following, we describe briefly the dynamics of the model. (For a detailed discussion, see Sachs et al, 1996; and the references therein). The field equations of QSSC, in effect, are the Einstein field equations together with a (negative) Λ and a trace-free zero rest mass scalar field c representing the creation of matter:

$$R^{ij} - \frac{1}{2}Rg^{ij} = -8\pi G \left[T^{ij} - \frac{\Lambda(t)}{8\pi G} g^{ij} - f \left(c^i c^j + \frac{1}{4} c^\ell c_\ell g^{ij} \right) \right], \quad (29)$$

where f is a coupling constant of the c -field to gravity and $c_i \equiv \partial c / \partial x^i$. Assuming that the present epoch is represented by the non-creative mode of the model (i.e., $T_{(m);j}^{ij} = 0$) and the matter is in the form of dust, equations (29), in the background of R-W metric, yield the following three independent equations:

$$\rho_m \sim (1+z)^3, \quad \dot{c} \sim (1+z)^2, \quad (30)$$

$$H(z) = H_0 [\Omega_{\Lambda 0} - \Omega_{k0}(1+z)^2 + \Omega_{m0}(1+z)^3 + \Omega_{c0}(1+z)^4]^{1/2}, \quad (31)$$

$$2q(z) = \left[\frac{H_0}{H(z)} \right]^2 [\Omega_{m0}(1+z)^3 - 2\Omega_{\Lambda 0} + 2\Omega_{c0}(1+z)^4], \quad (32)$$

where $\Omega_c \equiv 8\pi G\rho_c/3H^2$, with $\rho_c \equiv -3f\dot{c}^2/4$ and $p_c \equiv -f\dot{c}^2/4$. For $k = 0$, equation (31) reduces to

$$S = \bar{S}[1 + \eta \cos \psi(t)], \quad (33)$$

where η is a parameter satisfying $0 < \eta < 1$, \bar{S} is a constant given in terms of the constants Ω_{i0} 's and η and the function ψ is given by

$$\dot{\psi}^2 = -\frac{\Lambda}{3}(1 + \eta \cos \psi)^{-2} \{6 + 4\eta \cos \psi + \eta^2(1 + \cos^2 \psi)\}. \quad (34)$$

Clearly, Λ has to be negative. Thus the typical *energy* represented by the Λ in QSSC (let us call it Λ -*energy*) has a negative energy density ($= -|\Lambda|/8\pi G$) and a positive pressure ($= |\Lambda|/8\pi G$). It is obvious from equation (33) that S never becomes zero and oscillates between

$$\bar{S}(1 - \eta) \equiv S_{\min} \leq S \leq S_{\max} \equiv \bar{S}(1 + \eta). \quad (35)$$

Thus at the maximum redshift z_{\max} (in the present cycle, say), we have the following identity from equation (31):

$$\Omega_{\Lambda 0} - \Omega_{k0}(1 + z_{\max})^2 + \Omega_{m0}(1 + z_{\max})^3 + \Omega_{c0}(1 + z_{\max})^4 = 0. \quad (36)$$

As the QSSC assumes the abundance of whisker-like dust present in the intergalactic medium which is essential to explain the MBR, the $m-z$ relation in the model is given by equation (25). Banerjee et al (2000) have already studied the fitting of the SN Ia data to this model by considering a sample of 54 data points which was obtained by excluding those 6 points from the full sample of 60 points, *for which the difference between the theory and the observation was excessive*. By assuming $z_{\max} = 5$, they considered a particular QSS model $\Omega_{\Lambda 0} = -0.358$ for the actual fitting to this sample. The model shows an excellent fit to the sample giving $\chi^2 = 51.97$ (at 52 dof, i.e., $\Delta\chi^2 = 1.00$). The particular values of the parameters come from the constraints from various observations, though it is not essential to assume only these parameters. Indeed, the parameter space, which fits the data, is

wide enough which makes the model robust. When we add the new point SN 1997ff to this sample, the model still fits the resulting dataset reasonably well for a wide range of parameters, as is clear from figure 6, where we have shown a parameter-space $0 > \Omega_{\Lambda 0} \geq -0.32$ which has the $\Delta\chi^2$ value in the range $1.16 - 1.26$. If one sticks to the model $\Omega_{\Lambda 0} = -0.358$, then the value of χ^2 increases to 67.41 (at 53 dof, i.e., $\Delta\chi^2 = 1.27$), which is also acceptable.

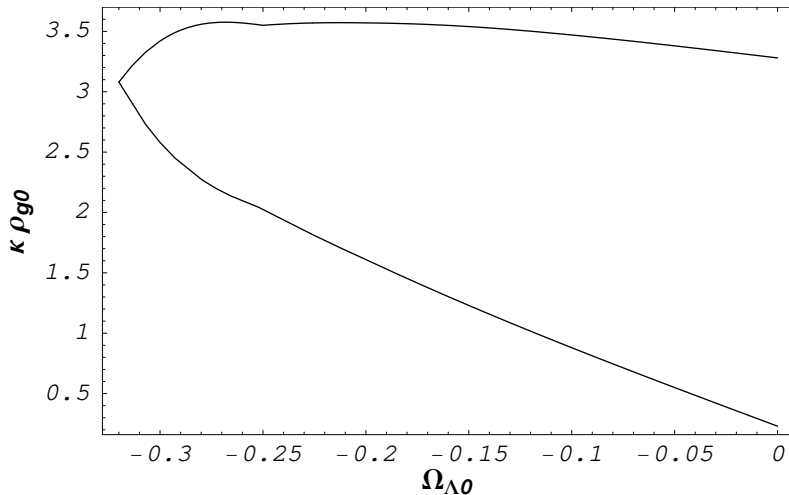


Figure 6: A parameter-space of interest in the QSSC: the points of the contour have $\Delta\chi^2$ in the range $1.16 - 1.26$. The coupling constant κ and the present density of the whisker grains ρ_{g0} are measured, respectively, in units of $10^5 \text{ cm}^2 \text{ g}^{-1}$ and $10^{-34} \text{ g cm}^{-3}$.

CONCLUSION

We have studied two kinds of popular explanations of the modified SN data (Perlmutter et al' data together with the recently observed SN 1997ff): the accelerating universe-interpretation in some *dark energy* models of variable and constant Λ ; and the absorption of light by the intergalactic dust in the

standard big bang model and the quasi-steady state model. The addition of the new point SN 1997ff to the old data has worsened the fit to most of the models, except a closed FRW model with a constant Λ , and a closed quintessential model with $\omega_\phi = -0.82$, where it has improved the fit. In the flat quintessential models, the minimum value of χ^2 decreases as the equation of state-parameter ω_ϕ decreases. Thus, under the constraint of the *null energy condition*, the best-fitting quintessential model has ω_ϕ close to -1 . The kinematical Λ -models $\Lambda \sim S^{-2}$ and $\Lambda \sim H^2$, considered in the paper, also fit the data reasonably well, though the fit is not as good as in the constant Λ -case. However, the model $\Lambda \sim S^{-2}$ with low energy density becomes unphysical as it cannot accommodate higher redshift objects. It is found that the kinematical Λ -models require more matter energy density to fit the data than is required by the constant Λ -model. We find that the expansion of the universe shifted from deceleration to acceleration at about $z = 0.57$, if the universe is flat and the dark energy is represented by a constant Λ .

When we examine the alternative explanation of the data by considering the absorption of radiation by the intervening whisker-like dust, we find that the quasi-steady state model and the FRW model $\Omega_{m0} = 0.33$, with $\Lambda = 0$ also fit the data reasonably well, though the fit is not as good as the one to the constant Λ -model.

While the older data was showing an almost same goodness of fit to all the models (see Table 1), the addition of the new point has deteriorated the fit to most of the models considerably and, if taken on their face values, the modified data show a tendency to favour a closed universe with the dark energy in the form of either a pure cosmological constant or a *quintessence* with $\omega_\phi = -0.82$. However, the fit of the data to other models is also reasonably good and some more points with $z > 1$ and smaller error bars would be needed to enable a clear discrimination between the different models. This might be accomplished by a dedicated space telescope *SuperNova Acceleration Probe* (SNAP) (Weller & Albrecht, 2001) which aims to give the accurate luminosity distance of ≈ 2000 type Ia supernovae up to $z \approx 1.7$ every year.

We have also studied the age of the universe in these models and find that the models with a constant Λ show an age which is uncomfortably close to the age of the globular clusters. The quintessential models yield even lower age. The kinematical Λ -models are, however, interesting in this view, which give large enough age, especially the model $\Lambda \sim H^2$ which yields a

remarkably large age of 28.2 Gyr for the current estimate of $\Omega_{m0} = 0.33$. Note that in the QSSC, there is no beginning of the universe.

ACKNOWLEDGEMENTS

The author thanks Shiv Sethi and Tarun Deep Saini for discussion and J. V. Narlikar for discussion and careful reading of the draft and making valuable comments. The author is grateful to the Department of Atomic energy for providing the Homi Bhabha postdoctoral fellowship and IUCAA for hospitality. Thanks are also due to Adam Riess for sending his comments and data and to an anonymous referee for useful comments.

REFERENCES:

- Aguire A. N., 1999, ApJ, 512, L19
Avelino P. C., Martins C. J. A. P., astro-ph/0106274
Banerjee S. K., Narlikar J. V., Wickramasinghe N. C., Hoyle F., Burbidge, G., 2000, ApJ, 119, 2583
Bahcall N. A., Ostiker J. P., Perlmutter S., Steinhardt P. J., 1999, Science, 284, 1481
Berman M. S., Som M. M., 1990, Int. J. Theor. Phys., 29, 1411
Bertolami O., 1986, Nuovo Cimento B, 93, 36
Bertschinger E., 1998, ARA &A, 36, 599
Boisseau J. R., Wheeler J. C., 1991, Astron. J., 101, 1281
Branch D. 1981, Astrophys. J., 248, 1076
Branch D. 1982, Astrophys. J. Lett., 316, L81
Carvalho J. C., Lima J. A. S., Waga I. 1992, Phys. Rev. D, 46, 2404
Cayrel R., et al, 2001, Nature, 409, 691
Chen W., Wu Y. S. 1990, Phys. Rev. D, 41, 695
Dodelson S., Knox L., 2000, Phys. Rev. Lett., 84, 3523
Freedman W. L. 2001, Astrophys. J. 553, 47
Gnedin O. Y., Lahav O., Rees M. J., astro-ph/0108034
Hoyle F., Wickramasinghe N. C., 1988, Astrophys. Space Sc. 147, 245
Hoyle F., Burbidge G., Narlikar J. V., 1994, MNRAS, 267, 1007
Hoyle F., Burbidge G., Narlikar J. V., 1995, Proc. R. Soc. London A, 448, 191

Hoyle F., Burbidge G., Narlikar J. V., 2000, *A Different Approach to Cosmology*, (Cambridge: Cambridge Univ. Press)
 Jaffe et al 2001, Phys. Rev. Lett. 86, 3475
 Kofman L. A., Gnedin N. Y., Bahcall N. A., 1993, Astrophys. J., 413, 1
 Krauss L., Turner M. S., 1995, Gen. Rel. Grav., 27, 1135
 Lau Y. K., 1985, Aust. J. Phys., 38, 547
 Lewis G. F., Ibata R. A. astro-ph/0104254
 Lopez J. L., Nanopoulos D. V., 1996, Mod. Phys. Lett. A, 11, 1
 Moertsell E., Gunnarsson C., Goobar A., astro-ph/0105355
 Narlikar J. V., Wickramasinghe N. C., Sachs R., Hoyle F., 1997, Int. J. Mod. Phys. D, 6, 125
 Netterfield C. B. et al, astro-ph/0104460
 Ostriker J. P., Steinhardt P. J., 1995, Nature, 377, 600
 Overduin J. M., Cooperstock F. I., 1998, Phys. Rev. D 58, 043506
 Ozer M., Taha M. O. 1987, Nucl. Phys. B, 287, 776
 Perlmutter S. et al, 1999, Astrophys. J. 517, 565
 Pryke et al, astro-ph/01044490
 Pskovskii Yu. P., 1977, Sov. Astron. AJ, 21, 675
 Riess A. G. et al, 1998, Astron. J., 116, 1009
 Riess A. G. et al, astro-ph/0104455 (to appear in Astrophys. J.)
 Sachs R., Narlikar J. V., Hoyle F., 1996, A&A, 313, 703
 Sahni V., Starobinsky A., 2000, Int. J. Mod. Phys. D 9, 373
 Schindler S., astro-ph/0107028
 Trimble V., 1983, Rev. Mod. Phys. 54, 1183
 Turner M. S., astro-ph/0106035
 de Vaucouleurs G., Pence W. D., 1976, Astrophys. J., 209, 687
 Vishwakarma R. G., 2000, Class. Quantum Grav., 17, 3833
 Vishwakarma R. G., 2001a, Gen. Relativ. Grav., 33, No. 11 (in press) (astro-ph/0106021)
 Vishwakarma R. G., 2001b, Class. Quantum Grav. 18, 1159
 Weller J., Albrecht A., astro-ph/0106079
 Wickramasinghe N. C., Wallis D. H., 1996, Astrophys. Space Sc. 240, 157
 Woosley S. E., Weaver T. A. 1986, ARA & A 24, 205