

# Gravitational growth of large scale structures inside and outside the standard Cosmology

E. Gaztañaga<sup>1,2★</sup>, J.A. Lobo<sup>3†</sup>

<sup>1</sup> *INAOE, Astrofísica, Tonantzintla, Apdo Postal 216 y 51, 7200, Puebla, Mexico*

<sup>2</sup> *Institut d'Estudis Espacials de Catalunya, IEEC/CSIC, Gran Capitán 2-4, 08034 Barcelona, Spain*

<sup>3</sup> *Departament de Física Fonamental, Universitat de Barcelona, Diagonal 647, 08028 Barcelona, Spain*

8 March 2000

## ABSTRACT

We reconsider the problem of gravitational structure formation inside and outside General Relativity (GR), both in the weakly and strongly non-linear regime. We show how these regimes can be explored observationally through clustering of high order cumulants and through the epoch of formation, abundance and clustering of collapse structures, using Press-Schechter formalism and its extensions. We address the question of how different are these predictions when using a non-standard theory of Gravity. We study examples of cosmologies that do not necessarily obey Einstein's field equations: scalar-tensor theories (STT), such as Brans-Dicke (BD), parametrised with  $\omega$ , a non-standard parametrisation of the Hubble law,  $H^2 = a^{-3(1+\epsilon)}$ , or a non-standard cosmic equation of state  $p = \gamma\rho$ , where  $\gamma$  can be chosen irrespective of the cosmological parameters ( $\Omega_M$  and  $\Omega_\Lambda$ ). We present some preliminary bounds on  $\gamma$ ,  $\omega$  and  $\epsilon$  from observations of the skewness and kurtosis in the APM Galaxy Survey. This test is independent of the overall normalisation of rms fluctuations. We also show how abundances and formation times change under these assumptions. Upcoming data will place strong constraints on such variations from the standard paradigm.

**Key words:** Gravitation – instabilities – galaxies: formation – large-scale structure of Universe

## 1 INTRODUCTION

In Cosmology the standard picture of gravitational growth, and also many aspects of fundamental physics, are extrapolated many orders of magnitude, from the scales and times where our current theory of gravity (General Relativity, GR) has been experimentally tested, into the distant universe. In particular, current limits on the (parametrized) Post Newtonian formalism mostly restrict to our very local Universe (see Will 1993). It is important to evaluate how much our predictions and cosmological picture depend on the underlying hypothesis (see Peebles 1999 for insightful comments on the state of this subject). The other side of this argument is that cosmology can be used to test fundamental physics, such as our theory of gravity.

Consider a specific example: the need for non-baryonic matter. Currently the standard cosmological picture requires the dominant matter content in the universe to be non-baryonic, an unknown substance we call Cold Dark

Matter (CDM). One of the fundamental reasons for the need of CDM is to explain the formation of galaxies. It is commonly assumed that galaxies and the large scale structure that they trace, grew by gravitational instability from small-amplitude (Gaussian) density fluctuations. When we extrapolate back in time the Universe was radiation dominated at the time  $t_G$  when the causal horizon had the typical size of a galaxy, so that any small-amplitude initial baryonic perturbation present on those scales would have been erased because of the coupling to the hot radiation. Thus, unless matter is non-baryonic and non-relativistic (ie cold), or unless we set some very extreme (fine tuning) conditions for the initial spectrum of fluctuations (eg to accommodate at the same time the COBE normalisation), there seems to be no time for some initial galactic perturbations to grow into non-linear structures and form the galaxies that we see today. There are several ways in which this argument relies on extrapolating GR to extraordinary distances and times. For example: the value of  $t_G$  or the amount of gravitational growth since  $t_G$  to date (see <http://www.inaoep.mx/~gazta/colloquium.html>).

To what extent is it reasonable to question, on theoretical

★ gazta@inaoep.mx, gaztanaga@ieec.fcr.es

† lobo@ffn.ub.es

grounds, our current theory of Gravity? Some ingredients of GR, like the covariance of the theory, are based on basic symmetries and principles which are so appealing that could be seen today as unavoidable truths. Of course, one may argue that no matter how strongly we feel about the beauty or symmetry of a theory we still need to check it observationally. Sometimes the seemingly less symmetric solution hides a deeper simplicity, as in the historical case of circular versus elliptical planetary orbits.

One aspect of GR that could be questioned or tested without modifying the basic structure or symmetry of the theory are Einstein's field equations, relating the energy content ( $T_{\mu\nu}$ ) to the curvature ( $R_{\mu\nu}$ ). One such modification, which will be considered here, is scalar-tensor theories (STT), such as Brans-Dicke (BD) theory. A more generic, but also more vague, way of testing the importance of Einstein's field equations is to model independently the geometry and the matter content, thus allowing for the possibility of other relations between them. Some simple aspects of this idea will be illustrated here by studying structure formation in a flat, matter dominated universe but with a more general growth law for the Hubble rate —see section 3.2 below. Similarly, we will also consider results for a generic equation of state:  $p = \gamma\rho$ , where  $\gamma$  can be chosen independently of the cosmological parameters ( $\Omega_M$ ,  $\Omega_k$  and  $\Omega_\Lambda$ ).

Our aim in this paper is to explore certain variations of GR to see how they affect structure formation. The idea is to find a way to parametrise variations from GR that might produce differences large enough to be observable. The variations considered could have other observable consequences (eg in the local universe or in the radiation dominated regime) which might rule them out as a viable new theory. But even if this were the case, we still would have learnt something about how structure formation depends on the underlying theory of Gravity or the assumptions about the equation of state. This aspect of the theory has hardly been explored and it therefore represents an important step forward in analysing alternatives to the current paradigm, eg non-baryonic matter (see Peebles 1999), and could also help to set limits on variations of GR or the equation of state at high red-shifts.

We consider three main regimes for structure formation in non-standard gravity: linear, weakly non-linear and strongly non-linear large scale clustering. We consider the shear-free or spherical collapse (SC) model, which corresponds to the spherically symmetric (or local) dynamics (see below). This approximation works well at least in two different contexts, that will be explored here.

The first one is the growth of the smoothed 1-point cumulants of the probability distribution for large scale density fluctuations: the SC model turns out to reproduce exactly the leading order perturbation theory predictions (Bernardeau 1992), and turns out to be an excellent approximation for the exact dynamics as compared to N-body simulations both with Gaussian (Fosalba & Gaztañaga 1998a, 1998b) and non-Gaussian initial conditions (Gaztañaga & Fosalba 1998). The measured 1-point cumulants in galaxy catalogues have been compared with these predictions (eg Bouchet *et al.* 1993, Gaztañaga 1992, 1994, Gaztañaga & Frieman 1994, Baugh, Gaztañaga & Efstathiou 1995, Gaztañaga 1995, Baugh & Gaztañaga 1996, Colombi *et al.* 1997, Hui & Gaztañaga 1999).

The second one is the study of the epoch of formation and abundance of structures (such as galaxies and clusters), using the Press & Schechter (1974) formalism and its extensions (eg Bond *et al.* 1991, Lacey & Cole 1993). Given some Gaussian initial conditions, this formalism can predict the number of structures (halos) of a given mass that will form at each stage of the evolution. One can use the SC model to predict the value of the critical linear overdensity,  $\delta_c$ , that will collapse into virialized halos. It turns out that the analytical predictions for the halo mass function and formation rates are remarkably accurate as compared to N-body simulations (Lacey & Cole 1994). One can also use this type of modelling to predict clustering properties of halos (eg Mo & White 1996, Mo, Jing & White 1997) and cluster abundances. The observed cluster abundances have been used as a strong discriminant for cosmological models and also as a way to measure the amplitude of mass fluctuations,  $\sigma_8$  (see White, Efstathiou & Frenk 1993, Bahcall & Fan 1998).

In summary, we propose to address a very specific question here: how different are the above predictions when using a non-standard cosmology and non-standard theory of Gravity? To answer this question we will consider two non-standard variations: scalar-tensor models and some examples of a cosmology that do not obey Einstein's field equations. The paper is organised as follows: In §2 we introduce the notation and give a brief summary of how structure formation relates to the underlying theory of Gravity. We also present the more general case of an ideal (relativistic) fluid. In §3 we show how these predictions change in the two examples of non-standard variations on GR. Observational consequences are explored in §4. In §5 we present a discussion and the conclusions.

## 2 GRAVITATIONAL GROWTH INSIDE GR

The self-gravity of an over-dense region work against the expansion of the universe so that this region will expand at a slower rate than the background. This increases the density contrast so that eventually the region collapses. The details of this collapse depends on the initial density profile. Here we will focus in the spherically symmetric case. We will revise non-linear structure growth in the context of the fluid limit and the shear-free approximation. These turns out to be very good approximation for the applications that will be considered later (leading order and strongly non-linear statistics).

We start with the Raychaudhuri's equation, which is valid for an arbitrary Ricci tensor  $R_{\mu\nu}$ . We use Einstein's field equations and the continuity equation to turn Raychaudhuri's equation into a second order differential equation for the density contrast. We first present the matter dominated (non-relativistic) case, with solutions for the linear and non-linear regimes. Later, in §2.5, we assess the more generic case of an ideal (relativistic) fluid and its corresponding solution.

### 2.1 Einstein's and Raychaudhuri's Equations

We start recalling that the metric tensor  $g_{\mu\nu}$  defines the line element of space-time:

$$ds^2 = g_{\mu\nu} dx^\mu dx^\nu \quad (1)$$

which in the homogeneous and isotropic model of the cosmological principle can be written as (see eg Weinberg 1972):

$$ds^2 = dt^2 - a^2(t) \left[ \frac{dr^2}{1+kr^2} + r^2 (d\theta^2 + \sin^2 \theta d\phi^2) \right] \quad (2)$$

As usual we will work in comoving coordinates  $\mathbf{x}$  related to physical coordinates by  $\mathbf{r}_p = a(t) \mathbf{x}$ , where  $a(t) = (1+z)^{-1}$  is the cosmic scale factor, and  $z$  the corresponding red-shift ( $a_0 \equiv 1$ ). Thus all geometrical aspects of this universal line element are determined up to the function  $a(t)$  and the arbitrary constant  $k$ , which defines the usual open, Einstein-deSitter and closed universes. The function  $a(t)$  can be found for each energy content by solving the corresponding equations of motion, eg the gravitational field equations.

In this section we consider Einstein's equations:

$$R_{\mu\nu} + \Lambda g_{\mu\nu} = -8\pi G \left( T_{\mu\nu} - \frac{1}{2} g_{\mu\nu} T \right) \quad (3)$$

where  $T \equiv g^{\mu\nu} T_{\mu\nu}$  is the trace of the energy-momentum tensor; we have included a cosmological constant term to keep the equations general at this stage. For an ideal fluid, we have:

$$T_{\mu\nu} = p g_{\mu\nu} + (p + \rho) u_\mu u_\nu \quad (4)$$

We can now use the field equations and the above energy-momentum to find the scale factor  $a(t)$  in the metric:

$$\frac{3\ddot{a}}{a} = -4\pi G \rho \left( 1 + \frac{3p}{\rho} \right) + \Lambda \quad (5)$$

$$H^2 \equiv \frac{\dot{a}^2}{a^2} = \frac{8\pi G \rho}{3} + \frac{k}{a^2} + \frac{\Lambda}{3}, \quad \cdot \equiv \frac{d}{dt} \quad (6)$$

In the fluid approximation, deviations from the mean background  $\bar{\rho}$  are characterised by fluctuations in the density and velocity fields. The continuity equation for a non-relativistic fluid is (Peebles 1993):

$$\frac{\partial}{\partial \tau} \delta(\mathbf{x}, \tau) + \nabla \cdot \{ [1 + \delta(\mathbf{x}, \tau)] \mathbf{v}(\mathbf{x}, \tau) \} = 0 \quad (7)$$

where  $\delta(\mathbf{x}, \tau) \equiv \rho(\mathbf{x}, \tau)/\bar{\rho} - 1$  is the local *density contrast*,  $\mathbf{v}(\mathbf{x}, \tau)$  the *peculiar velocity* (see Eq.[11] below), and  $\tau$  the *conformal time* defined by

$$d\tau = \frac{dt}{a(t)} \Leftrightarrow \frac{d}{dt} = \frac{1}{a} \frac{d}{d\tau} \quad (8)$$

The continuity equation [7] can also be written

$$\frac{d\delta}{d\tau} + (1 + \delta) \theta = 0, \quad \theta \equiv \nabla \cdot \mathbf{v} \quad (9)$$

In order to find an equation of motion for the density contrast alone we shall resort to the Raychaudhuri equation (see eg Wald 1984)

$$\frac{d\Theta}{ds} + \frac{1}{3} \Theta^2 = -\sigma_{ij} \sigma^{ij} + \omega_{ij} \omega^{ij} + R_{\mu\nu} u^\mu u^\nu \quad (10)$$

where  $\Theta \equiv \nabla_\mu u^\mu$ ,  $\sigma_{ij}$  is the *shear* tensor,  $\omega_{ij}$  the *vorticity* tensor, and  $R_{\mu\nu}$  the Ricci tensor, and  $s$  the proper time parameter;  $u^\mu$  is the fluid's 4-velocity,  $u^0 = 1$ , and

$$\mathbf{u} = \dot{a}(t) \mathbf{x} + \mathbf{v}(\mathbf{x}, t) \quad (11)$$

It is important to stress that Raychaudhuri's equation, Eq. [10], is *purely geometric*: it describes the evolution in proper time of the dilatation coefficient  $\Theta$  of a bundle of nearby geodesics. There is no physics in this equation until a relationship between  $R_{\mu\nu}$  and the matter contents of the universe is specified by means of a set of field equations. This makes it very useful for our purposes in this paper, as we shall later make reference to a different set of field equations.

If Einstein's field equations, Eq. [3] and [4], are assumed then it is readily verified that

$$R_{\mu\nu} u^\mu u^\nu = -4\pi G \rho \left( 1 + \frac{3p}{\rho} \right) + \Lambda \quad (12)$$

## 2.2 Shear free and matter domination

In a matter dominated regime ( $p = 0$ ),  $\rho \sim a^{-3}$ . Equation [6] for the Hubble rate  $H$ , can be rewritten using the notation:  $\Omega_M \equiv 8\pi G \rho_0 / (3H_0^2)$ , which is the ratio of the current matter density to the critical density,  $\Omega_k = k/H_0^2$  gives the global curvature, and  $\Omega_\Lambda = \Lambda/(3H_0^2)$  where  $\Lambda$  is the cosmological constant, so that  $\Omega_M + \Omega_k + \Omega_\Lambda = 1$ :

$$H^2(z) = H_0^2 \left[ \Omega_M (1+z)^3 + \Omega_k (1+z)^2 + \Omega_\Lambda \right] \quad (13)$$

We can now replace equation [12] into equation [10]. In a matter-dominated regime, and for a shear free, non-rotating cosmic fluid we obtain:

$$\frac{d\Theta}{dt} + \frac{1}{3} \Theta^2 = -4\pi G \rho + \Lambda \quad (14)$$

On making use of equation [11] we can split  $\Theta$  as

$$\Theta \equiv \nabla_\mu u^\mu = \frac{3\dot{a}}{a} + \frac{\theta}{a} \quad (15)$$

so that, taking into consideration the field equations for the expansion factor  $a(t)$  (Eqs. [5] and [6]), equation [14] can be recast in the form

$$\frac{d\theta}{d\tau} + \mathcal{H}(\tau) \theta + \frac{1}{3} \theta^2 = -4\pi G a^2 \bar{\rho} \delta \quad (16)$$

where  $\mathcal{H}(\tau) \equiv d(\ln a)/d\tau$ . We can now eliminate  $\theta$  between eqs. [9] and [16] to find the following second order differential equation for the density contrast:

$$\begin{aligned} & \frac{d^2 \delta}{d\tau^2} + \mathcal{H}(\tau) \frac{d\delta}{d\tau} - \frac{3}{2} \mathcal{H}^2(\tau) \Omega_M(\tau) \delta \\ &= \frac{4}{3} (1 + \delta)^{-1} \left( \frac{d\delta}{d\tau} \right)^2 + \frac{3}{2} \mathcal{H}^2(\tau) \Omega_M(\tau) \delta^2 \end{aligned} \quad (17)$$

where we have shifted to the rhs all non-linear terms, and used the notation

$$\Omega_M(\tau) = \frac{\Omega_M}{\Omega_M + a \Omega_k + a^3 \Omega_\Lambda} \quad (18)$$

Equation [17] reproduces the equation of the *spherical collapse* model (SC). In other words, *the SC approximation is the exact dynamics when shear is neglected* (see Fosalba & Gaztañaga 1998a). As one would expect, this yields a *local* evolution, in the sense that the evolved field at a point is just given by a local (non-linear) transformation of the initial field at the same point, with independence of the surroundings. This SC solution yields the exact perturbation theory predictions for the cumulants at tree-level (leading

order with Gaussian initial conditions) and it also is an excellent approximation for next to leading orders, see below. As mentioned in the introduction, one can also use the SC model to predict the value of the critical linear overdensity,  $\delta_c$ , that will collapse into virialized halos.

### 2.3 Linear growth

We next do a perturbative expansion for  $\delta$ . The first contribution is the linear theory solution. For this, equation [17] clearly simplifies to

$$\frac{d^2 \delta_l}{d\tau^2} + \mathcal{H}(\tau) \frac{d\delta_l}{d\tau} - \frac{3}{2} \mathcal{H}^2(\tau) \Omega_M(\tau) \delta_l = 0 \quad (19)$$

where  $\delta_l$  stands for the “linear” solution. Because this is a linear equation the spatial and temporal part factorise:

$$\delta_l(\mathbf{x}, \tau) = \delta_0(\mathbf{x}) D(\tau) \quad (20)$$

where  $D$  is usually called the *linear growth factor*. Thus initial fluctuations, no matter of what size, are amplified by the same factor, and the statistical properties of the initial field are just linearly scaled. For example, the  $N$ -point correlation functions are:

$$\xi_N(r_1, \dots, r_N, t) = D^N \xi_N(r_1, \dots, r_N, 0) \quad (21)$$

To find the solution to equation [19] it is expedient to change the time variable to  $\eta = \ln(a)$ , so that

$$\frac{d}{d\eta} = \frac{1}{\mathcal{H}(\tau)} \frac{d}{d\tau} = \frac{1}{H} \frac{d}{dt} \quad (22)$$

We then have

$$\frac{d^2 D}{d^2 \eta} + \left(2 + \frac{\dot{H}}{H^2}\right) \frac{dD}{d\eta} - \frac{3}{2} \Omega_M(\eta) D = 0 \quad (23)$$

where we can write

$$\frac{\dot{H}}{H^2} = -\frac{3}{2} \left( \frac{\Omega_M + 2/3 e^\eta \Omega_k}{\Omega_M + e^\eta \Omega_k + e^{3\eta} \Omega_\Lambda} \right) \quad (24)$$

$$\Omega_M(\eta) = \frac{\Omega_M}{\Omega_M + e^\eta \Omega_k + e^{3\eta} \Omega_\Lambda} \quad (25)$$

where  $\Omega_M$ ,  $\Omega_k$  and  $\Omega_\Lambda$  are just constants (the current value at  $a = 1$ ).

In the Einstein-deSitter universe ( $\Omega_k = \Omega_\Lambda = 0$ ) we have that  $\Omega_M(\eta) = 1$  and  $\dot{H}/H^2 = -3/2$ , so the differential equation becomes

$$\frac{d^2 D}{d^2 \eta} + \frac{1}{2} \frac{dD}{d\eta} - \frac{3}{2} D = 0 \quad (26)$$

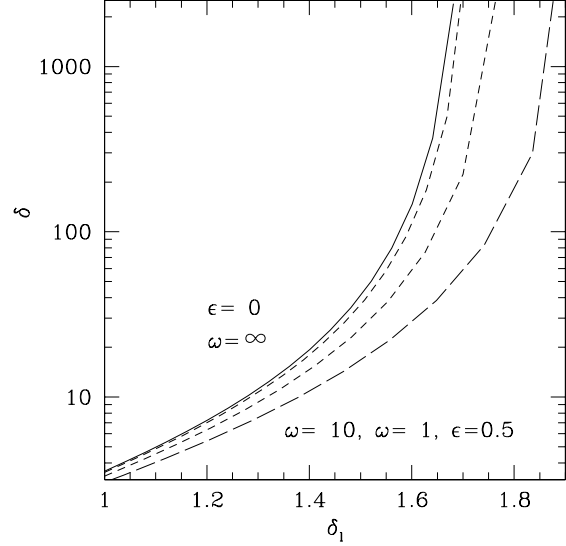
whose solutions

$$D = C_1 e^\eta + C_2 e^{-3/2\eta} = C_1 a + C_2 a^{-3/2} \quad (27)$$

reproduce the usual linear growth  $D \sim a$  and the decaying solutions  $D \sim a^{-3/2}$ .

### 2.4 Non-linear growth

The exact (non-perturbative) solution for the SC Eq.[17] for the density contrast in an Einstein-deSitter universe admits a well known parametric representation:



**Figure 1.** The non-linear density contrast,  $\delta$ , as a function of the linear one  $\delta_l$  in the spherical collapse. The continuous line shows the GR prediction ( $\omega = \infty$ ,  $\epsilon = 0$ ,  $\gamma = 0$ ), the short-dashed lines correspond to the BD model with  $\omega = 10$  and  $\omega = 1$  (from left to right). The long-dashed line shows the case with a non-standard Hubble rate  $H^2 = a^{-3(1+\epsilon)}$  for  $\epsilon = 0.5$ .

$$\begin{aligned} \delta(\varphi) &= \frac{9}{2} \frac{(\varphi - \sin \varphi)^2}{(1 - \cos \varphi)^3} - 1 \\ \delta_l(\varphi) &= \frac{3}{5} \left[ \frac{3}{4} (\varphi - \sin \varphi) \right]^{2/3} \end{aligned} \quad (28)$$

for  $\delta_l > 0$ , linear overdensity, and

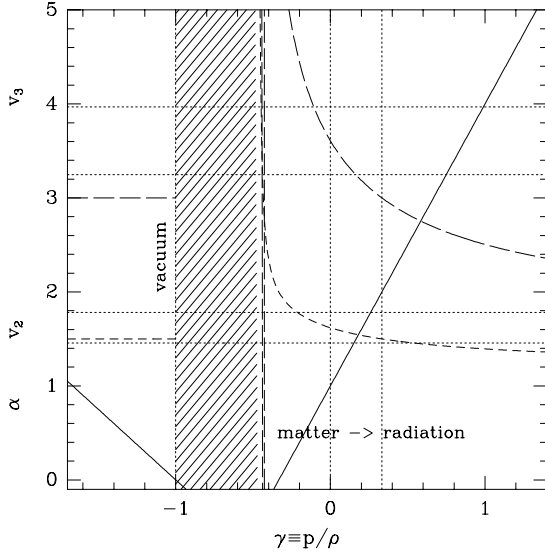
$$\begin{aligned} \delta(\varphi) &= \frac{9}{2} \frac{(\sinh \varphi - \varphi)^2}{(\cosh \varphi - 1)^3} - 1 \\ \delta_l(\varphi) &= -\frac{3}{5} \left[ \frac{3}{4} (\sinh \varphi - \varphi) \right]^{2/3} \end{aligned} \quad (29)$$

for  $\delta_l < 0$ , linear under-density (see Peebles 1993), where the parameter  $\varphi$  is just a parametrisation of the time coordinate. There is also a solution for the  $\Omega_M \neq 1$  case (see Bernardeau 1992, Fosalba & Gaztañaga 1998b). The continuous line in Figure 1 illustrates the solution to the above equation (the other lines will be explained later). Note the singularity at  $\delta_l \simeq 1.686$ , which corresponds to the gravitational collapse (see §3.1.3 below).

If we are only interested in the perturbative regime ( $\delta_l \rightarrow 0$ ), which is the relevant one for the description of structure formation on large scales, the above solution can be expressed directly in terms of the linear density contrast,  $\delta_l$ , which plays the role of the initial size of the spherical fluctuation in Eq.[20]. This way, the evolved density contrast in the perturbative regime is given by a *local-density* transformation of the linear density fluctuation,

$$\delta = f(\delta_l) = \sum_{n=1}^{\infty} \frac{\nu_n}{n!} [\delta_l]^n \quad (30)$$

Notice that all the non-linear dynamical information in



**Figure 2.** The linear growth index  $\alpha_1$  (continuous line) and non-linear coefficients  $\nu_2$  (short-dashed) and  $\nu_3$  (long-dashed), as a function of  $\gamma \equiv p/\rho$ . Vertical dotted lines correspond to the vacuum, matter and radiation dominated cases  $\gamma = -1, 0, 1/3$ . The horizontal dotted lines bracket the  $\nu_2$  and  $\nu_3$  regions within 10% error of the matter dominated ( $\gamma = 0$ ) case.

the SC model is encoded in the  $\nu_n$  coefficients. We can now introduce the above power series expansion in Eq.[17] and determine the  $\nu_n$  coefficients one by one. Before we do this, it is convenient to change again the time variable to  $\eta = \ln(a)$  as we did in the linear case, Eq[23]:

$$\begin{aligned} & \frac{d^2 \delta}{d^2 \eta} + \left(2 + \frac{\dot{H}}{H^2}\right) \frac{d\delta}{d\eta} - \frac{3}{2} \Omega_M(\eta) \delta \\ &= \frac{4}{3} \frac{1}{1+\delta} \left(\frac{d\delta}{d\eta}\right)^2 + \frac{3}{2} \Omega_M(\eta) \delta^2 \end{aligned} \quad (31)$$

We can now use the expansion in Eq.[30] with  $\delta_i$  given by the linear growth factor  $D = a = e^\eta$  and compare order by order. For the Einstein-deSitter universe they turn out to be:

$$\nu_2 = \frac{34}{21} \quad ; \quad \nu_3 = \frac{682}{189} \quad (32)$$

and so on (see eg Folsalba & Gaztañaga 1998b for other cases). Once we have these coefficients we can get the evolution of the non-linear variance and higher order moments in terms of the initial conditions (see §4.1 below).

## 2.5 Equation of state $p = \gamma\rho$

We will now consider a perfect fluid with equation of state  $p = \gamma\rho$ . Not all values of  $\gamma$  make physical sense. Here, in the spirit of going beyond the standard paradigm, we will ignore these restrictions and assume that  $\gamma$  can take any real constant value, irrespective of other cosmological parameters.

The time-component of the energy conservation equation  $\nabla_\nu T^{\mu\nu} = 0$  gives us (for  $p = \gamma\rho$ ) both the background density behaviour

$$\bar{\rho} a^{3(1+\gamma)} = \text{const} \quad (33)$$

and the continuity equation for the density contrast

$$\frac{d\delta}{d\tau} + (1+\gamma)(1+\delta)\theta = 0 \quad (34)$$

where, like before,  $\tau$  is the conformal time, and  $\theta \equiv \nabla \cdot \mathbf{v}$ . This is the generalisation of equation [9] for a relativistic fluid. Also, Hubble's equation, Eq. [13], now becomes

$$H^2 = H_0^2 \left[ \Omega_M a^{-3(1+\gamma)} + \Omega_k a^{-2} + \Omega_\Lambda \right] \quad (35)$$

We can combine equation [34] with the Raychaudhuri equation for this case —cf Eqs. [10] and [12]

$$\frac{d\Theta}{dt} + \frac{1}{3} \Theta^2 = -4\pi G\rho (1+3\gamma) + \Lambda \quad (36)$$

to obtain, after some algebra,

$$\begin{aligned} & \frac{d^2 \delta}{d^2 \eta} + \left(2 + \frac{\dot{H}}{H^2}\right) \frac{d\delta}{d\eta} - \frac{3}{2} (1+\gamma)(1+3\gamma) \Omega(\eta) \delta = \\ & \frac{4+3\gamma}{3+3\gamma} \frac{1}{1+\delta} \left(\frac{d\delta}{d\eta}\right)^2 + \frac{3}{2} (1+\gamma)(1+3\gamma) \Omega(\eta) \delta^2 \end{aligned} \quad (37)$$

where we have expediently redefined  $\Omega(\eta)$  in Eq. [25] to

$$\Omega_M(\eta) = \frac{\Omega_M}{\Omega_M + e^{\eta(1+3\gamma)} \Omega_k + e^{3\eta(1+\gamma)} \Omega_\Lambda} \quad (38)$$

and we can write

$$\frac{\dot{H}}{H^2} = -\frac{3}{2} \left( \frac{(1+\gamma)\Omega_M e^{-3\eta\gamma} + 2/3 e^\eta \Omega_k}{\Omega_M e^{-3\eta\gamma} + e^\eta \Omega_k + e^{3\eta} \Omega_\Lambda} \right) \quad (39)$$

In an Einstein-deSitter universe ( $\Omega_k = \Omega_\Lambda = 0$ ),  $\Omega(\eta) = 1$ , and the linear regime is governed by

$$\frac{d^2 D}{d^2 \eta} + \frac{1-3\gamma}{2} \frac{dD}{d\eta} - \frac{3}{2} (1+\gamma)(1+3\gamma) D = 0 \quad (40)$$

which has the usual solutions of the form  $D = a^\alpha$ , with

$$\alpha_1 = 1+3\gamma, \quad \alpha_2 = -3(1+\gamma)/2 \quad (41)$$

Figure 2 shows these perturbative solutions. The shaded region corresponds to the case where linear evolution is suppressed, eg  $\alpha < 0$ . In this case, as can be seen from Eq.[42]-[48],  $\nu_2$  and  $\nu_3$  have a very rapid variation. The growing mode for  $\gamma > -1/3$  is:

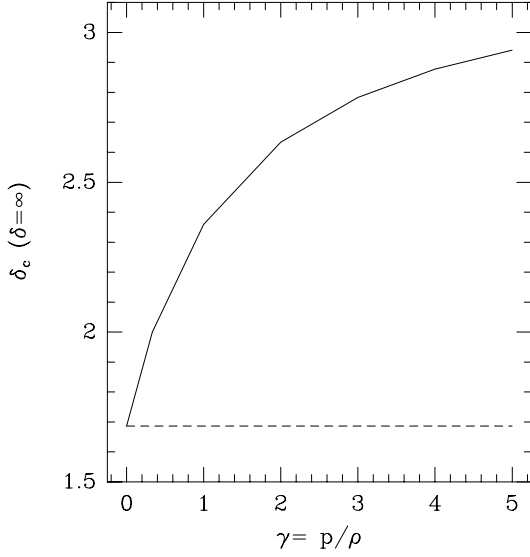
$$\alpha_1 = 1+3\gamma \quad (42)$$

$$\nu_2 = \frac{2(17+48\gamma+27\gamma^2)}{3(1+\gamma)(7+15\gamma)} \quad (43)$$

$$\begin{aligned} \nu_3 = & \left[ 72+540\gamma+324\gamma^2 + \frac{16}{(1+\gamma)^2} + \frac{24}{1+\gamma} \right. \\ & \left. - \frac{(6+18\gamma)(17+48\gamma+27\gamma^2)}{(1+\gamma)(7+15\gamma)} \right] \\ & \times (27+144\gamma+189\gamma^2)^{-1} \end{aligned} \quad (44)$$

$$\times (27+144\gamma+189\gamma^2)^{-1} \quad (45)$$

For  $\gamma < -1$  the dominant linear growth is  $\alpha_2$  and the values of  $\nu_2$  and  $\nu_3$  are constant:



**Figure 3.** The critical value of the linear density contrast  $\delta_c$  where  $\delta = \infty$  as a function of  $\gamma \equiv p/\rho$ .

$$\alpha_2 = \frac{-3(1+\gamma)}{2} \quad (46)$$

$$\nu_2 = \frac{3}{2} \quad (47)$$

$$\nu_3 = 3 \quad (48)$$

For radiation ( $\gamma = 1/3$ ) we have that  $\alpha_1 = 2$  which reproduces the well known results (see Peebles 1993) and  $\nu_2 = \frac{3}{2}$  and  $\nu_3 = 3$ , which are new results as far as we know. Note that these values are identical to the case of negative pressure,  $\gamma < -1$ , the only difference being in the linear growth, but for  $\gamma = -7/3$  all  $\alpha$ ,  $\nu_2$  and  $\nu_3$  are identical to the radiation case. In the limit of strong pressure  $\gamma \rightarrow \infty$  we find:  $\nu_2 = 6/5$  and  $\nu_3 = 12/7$ . As can be seen in Figure 2, and also in the equations above, there are poles for  $\nu_2$  at  $\gamma = -1$  and  $\gamma = -7/15$ .

Figure 3 shows the corresponding variation in  $\delta_c$ , defined as the value of the linear overdensity where the corresponding non-linear value becomes infinity (see §3.1.3).

### 3 GRAVITATIONAL GROWTH OUTSIDE GR

#### 3.1 Scalar-Tensor Theories

Here we investigate how a varying  $G$  could change the above results. We parametrise the variation of  $G$  using scalar-tensor theories (STT) of gravity such as Brans-Dicke (BD) theory or its extensions.

To make quantitative predictions we will consider cosmic evolution in STTs, where  $G$  is derived from a scalar field  $\phi$  which is characterised by a function  $\omega = \omega(\phi)$  determining the strength of the coupling between the scalar field and gravity. In the simplest BD models,  $\omega$  is just a constant and  $G \simeq \phi^{-1}$ —see below. However if  $\omega$  varies then it can change with cosmic time, so that  $\omega = \omega(z)$ . The structure of the so-

lutions to BD equations is quite rich and depends crucially on the coupling function  $\omega(\phi)$  (see Barrow & Parsons 1996).

Here we shall be considering the standard BD model with constant  $\omega$ ; the field equations are (see eg Weinberg 1972):

$$R_{\mu\nu} = -\frac{8\pi}{\phi} \left( T_{\mu\nu} - \frac{1+\omega}{3+2\omega} g_{\mu\nu} T \right) - \frac{\omega}{\phi^2} \nabla_\mu \phi \nabla_\nu \phi - \frac{1}{\phi} \nabla_\mu \nabla_\nu \phi \quad (49)$$

$$\square \phi = \frac{8\pi}{3+2\omega} T, \quad (T \equiv g^{\mu\nu} T_{\mu\nu}) \quad (50)$$

The Hubble rate  $H$  for a homogeneous and isotropic background universe can be easily obtained from the above;

$$H^2 \equiv \left( \frac{\dot{a}}{a} \right)^2 = \frac{8\pi\rho}{3\phi} + \frac{k}{a^2} + \frac{\Lambda}{3} + \frac{\omega}{6} \frac{\dot{\phi}^2}{\phi^2} - H \frac{\dot{\phi}}{\phi} \quad (51)$$

These equations must be complemented with the equation of state for the cosmic fluid. In a flat, matter dominated universe ( $p = 0$ ), an exact solution to the problem can be found:

$$G = \frac{4+2\omega}{3+2\omega} \phi^{-1} = G_0(1+z)^{1/(1+\omega)} \quad (52)$$

and

$$a(t) = (t/t_0)^{(2\omega+2)/(3\omega+4)} \quad (53)$$

This solution for the flat universe is recovered in a general case in the limit  $t \rightarrow \infty$ , and also arises as an exact solution of Newtonian gravity with a power law  $G \propto t^n$  (Barrow 1996). For non-flat models,  $a(t)$  is not a simple power law and the solutions get far more complicated. To illustrate the effects of a non-flat cosmology we will consider general solutions that can be parametrised as Eq. [52] but which are not simple power-laws in  $a(t)$ . In this case, it is easy to check that the new Hubble law given by Eq. [51] becomes

$$H^2 = H_0^2 \left[ \hat{\Omega}_M(1+z)^{3+1/(1+\omega)} + \hat{\Omega}_k(1+z)^2 + \hat{\Omega}_\Lambda \right] \quad (54)$$

where  $\hat{\Omega}_M, \hat{\Omega}_k$  and  $\hat{\Omega}_\Lambda$  follow the usual relation  $\hat{\Omega}_M + \hat{\Omega}_k + \hat{\Omega}_\Lambda = 1$ , and are related to the familiar local ratios ( $z \rightarrow 0$ ):  $\Omega_M \equiv 8\pi G_0 \rho_0 / (3H_0^2)$ ,  $\Omega_k = k/H_0^2$  and  $\Omega_\Lambda = \Lambda/(3H_0^2)$  by

$$\begin{aligned} \hat{\Omega}_M &= \Omega_M \frac{3(1+\omega)^2}{(2+\omega)(4+3\omega)} \\ \hat{\Omega}_\Lambda &= \Omega_\Lambda \frac{6(1+\omega)^2}{(3+2\omega)(4+3\omega)} \\ \hat{\Omega}_k &= \Omega_k \frac{6(1+\omega)^2}{(3+2\omega)(4+3\omega)} \end{aligned} \quad (55)$$

Thus the GR limit is recovered as  $\omega \rightarrow \infty$ .

We now investigate the density fluctuations in the above theory. Like in section II, we shall make use of the continuity equation [9] in combination with the Raychaudhuri equation [10]. As mentioned above, cf section 2.1, both of these are still valid within the context of BD theory: it is only needed to replace the Ricci tensor in the rhs of Eq. [10] according to BD's field equations, Eq. [49]. Considering again a non-rotating, shear-free cosmic fluid, we find:

$$\frac{d\Theta}{dt} + \frac{1}{3} \Theta^2 =$$

$$= -\frac{4+2\omega}{3+2\omega} \frac{4\pi\rho}{\phi} \left(1 + \frac{1+\omega}{2+\omega} \frac{3p}{\rho}\right) - \omega \frac{\dot{\phi}^2}{\phi^2} - \frac{\ddot{\phi}}{\phi} \quad (56)$$

We shall still make use of a gravitational “constant” parametrised as in equation [52] above; this is justified insofar as the characteristic length for the variation of  $\phi$  is typically much greater than that of the density fluctuations in a matter dominated universe —see eg (Nariai 1969). In this approximation, the above equation gives

$$\frac{d\theta}{d\tau} + \mathcal{H}(\tau)\theta + \frac{1}{3}\theta^2 = -\frac{4+2\omega}{3+2\omega} \frac{4\pi a^2 \rho \delta}{\phi} \quad (57)$$

where  $\tau$  is again the *conformal time* parameter,  $d\tau = a^{-1} dt$ , and  $\theta$  is defined in equations [9] and [15]. Remarkably, this equation is very similar to the GR equation [4]: we only need to replace in it the gravitational constant  $G$  by its expression as a multiple of the varying scalar field  $\phi$  given in equation [52]. Combining [57] with the continuity equation [9] we immediately find

$$\frac{d^2\delta}{d\tau^2} + \mathcal{H}(\tau) \frac{d\delta}{d\tau} - \frac{4}{3(1+\delta)} \left(\frac{d\delta}{d\tau}\right)^2 = \frac{4+2\omega}{3+2\omega} \frac{4\pi a^2 \rho \delta}{\phi} \quad (58)$$

Like in section II, we change the independent variable in [58] to  $\eta = \ln a$ , whereby we obtain

$$\begin{aligned} & \frac{d^2\delta}{d\eta^2} + \left(2 + \frac{\dot{H}}{H^2}\right) \frac{d\delta}{d\eta} - \frac{4}{3}(1+\delta)^{-1} \left(\frac{d\delta}{d\eta}\right)^2 \\ &= \frac{4+2\omega}{3+2\omega} \frac{4\pi a^2 \rho \delta}{H^2 \phi} \end{aligned} \quad (59)$$

Using equation [51] to calculate  $\dot{H}$ , and assuming further that  $\hat{\Omega}_k = \hat{\Omega}_\Lambda = 0$ , we finally get

$$\begin{aligned} & \frac{d^2\delta}{d\eta^2} + \frac{1}{2} \frac{\omega}{1+\omega} \frac{d\delta}{d\eta} - \frac{1}{2} \frac{(2+\omega)(4+3\omega)}{(1+\omega)^2} \delta \\ &= \frac{4}{3} \frac{1}{1+\delta} \left(\frac{d\delta}{d\eta}\right)^2 + \frac{1}{2} \frac{(2+\omega)(4+3\omega)}{(1+\omega)^2} \delta^2 \end{aligned} \quad (60)$$

We next examine the solutions to this equation.

### 3.1.1 Linear growth

Let us call  $D(\eta)$  the solution to the linearised version of equation [60], i.e.,

$$\frac{d^2 D}{d\eta^2} + \frac{1}{2} \frac{\omega}{1+\omega} \frac{dD}{d\eta} - \frac{1}{2} \frac{(2+\omega)(4+3\omega)}{(1+\omega)^2} D = 0 \quad (61)$$

Again the solutions are given by the roots  $\alpha_1$  and  $\alpha_2$  of the corresponding characteristic functions:

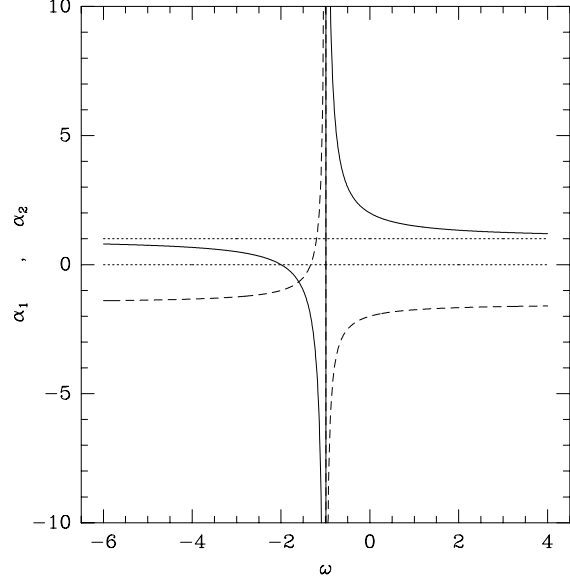
$$D = C_1 a^{\alpha_1} + C_2 a^{\alpha_2} \quad (62)$$

with

$$\alpha_1 = \frac{2+\omega}{1+\omega} \simeq 1 + \frac{1}{\omega} + \mathcal{O}\left(\frac{1}{\omega^2}\right) \quad (63)$$

$$\alpha_2 = \frac{-4-3\omega}{2+2\omega} \simeq -\frac{3}{2} - \frac{1}{2} \frac{1}{\omega} + \mathcal{O}\left(\frac{1}{\omega^2}\right) \quad (64)$$

which reproduces the usual linear growth  $D \sim a$  and  $D \sim a^{-3/2}$  in the limit  $\omega \rightarrow \infty$ . Note that  $\alpha_1$  corresponds to the growing mode only for large values of  $|\omega|$ , but the situation is more complicated when  $\omega$  is not large.



**Figure 4.** The linear growth indices  $\alpha_1$  (continuous line) and  $\alpha_2$  (dashed line), defined by the solution  $D = C_1 a_1^\alpha + C_2 a_1^\alpha$  as a function of the BD parameter  $\omega$  for a time varying gravitational constant  $G = G_0 a^{-1/(1+\omega)}$ .

Figure 4 shows the values of  $\alpha_1$  and  $\alpha_2$  as functions of  $\omega$ . The effective  $G$  in BD decreases as the Universe expands if  $-1 < \omega < \infty$ , and the expansion factor  $a(t)$  stops for  $\omega = -1$ ; the growing mode in this regime is controlled by  $\alpha_1$ , since this is the positive root. The growing mode for  $-4/3 < \omega < -1$  is  $\alpha_2$ , but the universe shrinks to an eventual collapse in this regime (see Eq. [53]). Between  $-2 < \omega < -4/3$  the Universe expands again, but there are no growing modes, as can be seen in Figure 4 (both  $\alpha_1$  and  $\alpha_2$  are negative). For  $\omega < -2$  the expansion factor grows with time and  $\alpha_1$  becomes the growing mode again. Notice that in this regime of  $\omega < -2$ ,  $\alpha_1 < 1$ , so that it is slower than for  $\omega > 0$ . As we will show below this is compensated in part by a stronger non-linear growth.

### 3.1.2 Non-linear growth

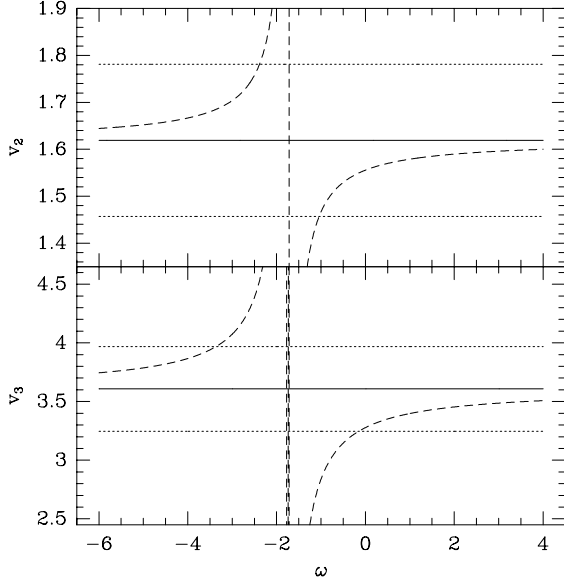
In the non-linear case we consider the full version of equation [60]. We can now proceed as before, using the expansion in Eq.[30] with  $\delta_l$  given by the linear growth factor  $D = a^{\alpha_1} = e^{\alpha_1 \eta}$ , and compare order by order. We find

$$\nu_2 = \frac{34\omega + 56}{21\omega + 36} = \frac{34}{21} \left[1 - \frac{8}{119} \frac{1}{\omega} + \mathcal{O}\left(\frac{1}{\omega^2}\right)\right] \quad (65)$$

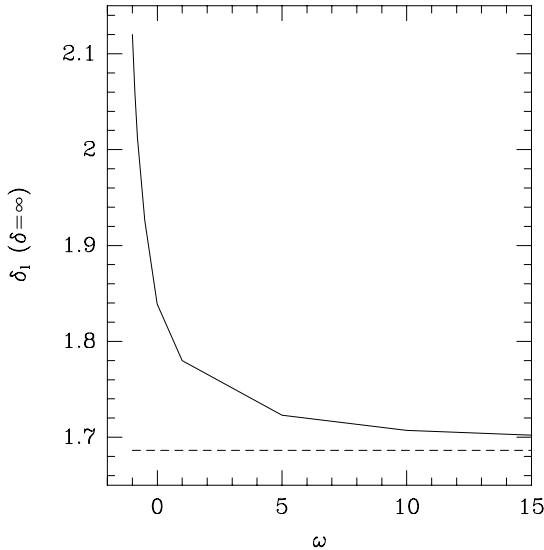
$$\begin{aligned} \nu_3 &= \frac{2(944 + 1136\omega + 341\omega^2)}{3(12 + 7\omega)(16 + 9\omega)} \\ &= \frac{682}{189} \left[1 + \frac{3452}{21483} \frac{1}{\omega} + \mathcal{O}\left(\frac{1}{\omega^2}\right)\right] \end{aligned} \quad (66)$$

Note how for positive  $\omega$  non-linear effects tend to compensate the increase in linear effects, cf Figure 4, whereas for  $\omega < -4/3$ , the linear effects are reduced ( $\alpha < 1$ ) while non-linearities get larger.

Figure 5 shows the variation in  $\nu_2$  as a function of  $\omega$



**Figure 5.** Dashed lines show  $\nu_2$  (top) and  $\nu_3$  (bottom) as a function of  $\omega$  for a time varying gravitational constant  $G = G_0 a^{-1/(1+\omega)}$ . The GR results,  $G = G_0$ , (continuous horizontal lines) are bracket by 10% errors (dotted lines).

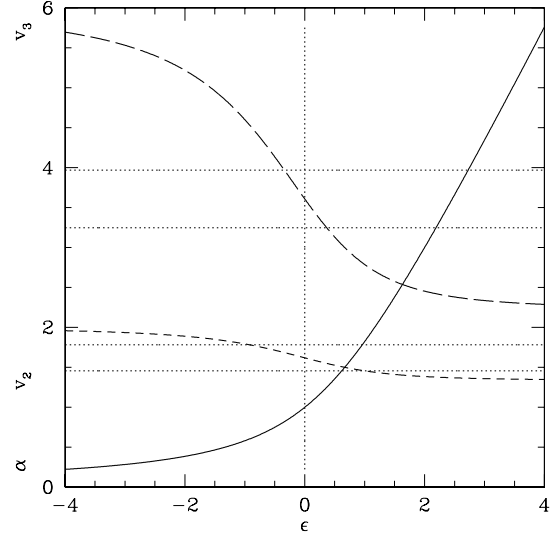


**Figure 6.** The critical value of the linear density contrast  $\delta_c$  where  $\delta = \infty$  as a function of  $\omega$  in BD models.

using Eq.[65]. Negative values of  $\omega$  produce almost symmetrical variations in the opposite direction when  $|\omega|$  is large. For small  $\omega$  there is a pole at  $\omega = -12/7$  where  $\nu_2$  diverges. But note that there is no growing linear mode in this case, which means that fluctuations are rapidly suppressed.

### 3.1.3 Strongly non-linear regime

Figure 1 shows the fully non-linear solution for the overdensity  $\delta$  as a function of the linear one  $\delta_l$ . The continuous line



**Figure 7.** The linear growth index  $\alpha_1$  (continuous line) and non-linear coefficients  $\nu_2$  (short-dashed) and  $\nu_3$  (long-dashed), as a function of  $\epsilon$ , which parametrises a non-standard Hubble rate  $H^2 \sim a^{-3(1+\epsilon)}$ . Vertical dotted line corresponds to the standard Hubble law ( $\epsilon = 0$ ). The horizontal dotted lines bracket the  $\nu_2$  and  $\nu_3$  regions within 10% error of the standard ( $\epsilon = 0$ ) case.

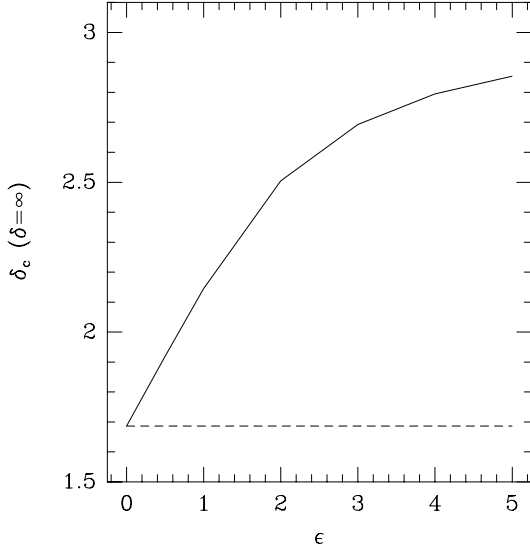
shows the standard solution to Eq.[17] as given in Eq.[28]-[29]. As can be seen in the Figure, there is a critical value of  $\delta_l = 3/2(3\pi/2)^{3/2} \simeq 1.6865$  where the non-linear fluctuations become infinite. This corresponds to the point where the spherical collapse occurs (see Peebles 1993). Thus an initial fluctuations  $\delta_0$  will collapse after evolving a time  $t$ , such that the growth factor is  $D(t) = \delta_c/\delta_0$ . For the standard GR, flat and matter dominated case, this time would correspond to a formation red-shift:  $z_f = \delta_0/\delta_c - 1$  (if we use  $a = 1$  today). For the BD case both  $\delta_c$  and  $D(t)$  are different, so that formation times  $z_f$  will be correspondingly different (see Eq.[88]). The short-dashed lines in Figure 1 correspond to the same exact solution in the BD model with  $\omega = 10$  and  $\omega = 1$ . Figure 6 illustrates how  $\delta_c$  changes in the BD model as a function of  $\omega$ .

### 3.2 Gravitational Growth with $H^2 \sim a^{-3(1+\epsilon)}$

Consider now the flat case with  $\Omega_k = \Omega_\Lambda = 0$ . To account for a simple variation on the standard Einstein's field equations we will consider the case where fluctuations grow according to the matter dominated case (ie  $\gamma = 0$ ) but the background evolves in a different way. We will assume that the Hubble rate goes like  $H^2 \sim a^{-3(1+\epsilon)}$  rather than  $H^2 \sim a^{-3}$ . It might be possible to find some motivation for this model, but this is beyond the scope of this work. Here we just want to introduce some parametric variations around the standard field equations to see how things might change. In this case we have:

$$\frac{d^2\delta}{d\eta^2} + \frac{1-3\epsilon}{2} \frac{d\delta}{d\eta} - \frac{3}{2} \delta = \frac{4}{3} \frac{1}{1+\delta} \left( \frac{d\delta}{d\eta} \right)^2 + \frac{3}{2} \delta^2 \quad (67)$$





**Figure 8.** The critical value of the linear density contrast  $\delta_c$  where  $\delta = \infty$  as a function of  $\epsilon$  for  $\rho = a^{-3(1+\epsilon)}$ .

The solutions for the linear growth factor index and the non-linear coefficient  $\nu_2$  are

$$\alpha_1 = \frac{-1 + 3\epsilon + \sqrt{25 - 6\epsilon + 9\epsilon^2}}{4} \quad (68)$$

$$\nu_2 = \frac{131 - 30\epsilon + 45\epsilon^2 + (1 - 3\epsilon)\sqrt{25 - 6\epsilon + 9\epsilon^2}}{84 - 18\epsilon + 27\epsilon^2} \quad (69)$$

These solutions as a function of  $\epsilon$  are illustrated in Figure 7, which also shows  $\nu_3$ . As can be seen in the Figure, the higher the linear growth index  $\alpha_1$  the lower the non-linear coefficients.

Figure 8 shows the corresponding variation in  $\delta_c$ .

## 4 OBSERVATIONAL CONSEQUENCES

We will focus here on Gaussian initial conditions. That is, our initial field for structure formation is a spatial realisation of a (three-dimensional) Gaussian distribution with a given power spectrum shape, and a very small initial amplitude. As we are interested in the gravitational regime alone, this field will be smoothed over a large enough scale, corresponding to the distance beyond which non-gravitational forces (eg hydrodynamics) can be neglected. Thus at each point the overdensity  $\delta(\mathbf{x})$  grows according to gravity, which in the shear free approximation is just a local dynamics: the spherical collapse (eg Eq.[17]).

### 4.1 Cumulants

Consider the  $J$  – order moments of the fluctuating field:

$$m_J \equiv \langle \delta^J \rangle. \quad (70)$$

Here the expectation values  $\langle \dots \rangle$  correspond to an average over realizations of the initial field. On comparing with

observations we assume the *fair sample hypothesis* (§30 Peebles 1980), by which we can commute spatial integrals with expectation values. Thus, in practice  $\langle \dots \rangle$  is the average over positions in the survey area. In this notation the variance is defined as:

$$\text{Var}(\delta) \equiv \sigma^2 \equiv m_2 - m_1^2 \quad (71)$$

More generally, we introduce the *connected moments*  $\bar{\xi}_J$ , which carry statistical information independent of the lower order moments, and are formally denoted by a bracket with subscript  $c$ :

$$\bar{\xi}_J \equiv \langle \delta^J \rangle_c \quad (72)$$

The connected moments are also called *cumulants*, *reduced moments* or *irreducible moments*. They are defined by just subtracting the lower order contributions:

$$\begin{aligned} \bar{\xi}_1 &= m_1 \equiv 0 \\ \bar{\xi}_2 &= \sigma^2 = m_2 - \bar{\xi}_1^2 = m_2 \\ \bar{\xi}_3 &= m_3 - 3\bar{\xi}_2\bar{\xi}_1 - \bar{\xi}_1^3 = m_3 \\ \bar{\xi}_4 &= m_4 - 4\bar{\xi}_3\bar{\xi}_1 - 3\bar{\xi}_2^2 - 6\bar{\xi}_2\bar{\xi}_1^2 - \bar{\xi}_1^4 = m_4 - 3m_2^2 \end{aligned} \quad (73)$$

and so on. It is useful to introduce the *hierarchical ratios*:

$$S_J = \frac{\bar{\xi}_J}{\bar{\xi}_2^{J-1}} \quad (74)$$

which are also called normalised one-point cumulants or reduced cumulants. We shall use the term *skewness*, for  $S_3 = \bar{\xi}_3/\bar{\xi}_2^2$  and *kurtosis*, for  $S_4 = \bar{\xi}_4/\bar{\xi}_2^3$ .

#### 4.1.1 Linear Theory

As mentioned in §2.3, initial fluctuations,  $\delta_0$ , no matter of what amplitude, grow all by the same factor,  $D$ ; thus the statistical properties of the initial field are just linearly scaled in the final (linear) field,  $\delta_l$ :

$$\langle \delta_l^J \rangle_c = D^J \langle \delta_0^J \rangle_c \quad (75)$$

Consider for example the linear rms fluctuations  $\sigma_l$  or its variance  $\sigma_l^2$ . In the linear regime we have:

$$\sigma_l^2 \equiv \langle \delta^2(t) \rangle = \langle D(t - t_0)^2 \delta_0^2 \rangle = D(t - t_0)^2 \sigma_0^2 \quad (76)$$

where  $\sigma_0$  refers to some initial reference time  $t_0$ . To give an idea of this effect, consider the growth of fluctuations since matter domination, when the universe was about 1100 times smaller. In General Relativity (GR) in the matter dominated Einstein-deSitter universe,  $\sigma$  would grow by a factor  $D \simeq 1100$ . While, if we take  $\omega \simeq 10$  in the DB theory, eg Eq.[63], we have that fluctuations increase instead by a factor  $D \simeq 2079$ , which is about 1.9 times larger in  $\sigma$ , so the variance nowadays would be about 3.6 times larger if we fixed it around the COBE variance of Cosmic Microwave Background (CBM) temperature fluctuations. For  $\omega \simeq 100$ , the variance would only be 14% larger than in GR. This latter result is small, but it could be relevant for future precision measurements (eg MAP or PLANCK satellites to map CMB and 2DF or SLOAN DIGITAL SKY galaxy surveys). Similar considerations can be made for the values of  $\alpha$  with a different cosmic equation of state, eg Eq.[42] or a different Hubble law, Eq.[68]. In general we can write that a small

change in  $\alpha$  would produce a relative change in the linear rms of

$$\frac{\Delta\sigma}{\sigma} = \ln(1+z)\Delta\alpha \quad (77)$$

Thus, a change of only 1% in the absolute value of the equation of state  $\gamma$ , would produce a relative change of 20% in  $\sigma$  between recombination  $z \simeq 1100$  and now, cf Eq.[42].

The hierarchical ratios (see Eq.[74]) will scale as,  $S_J = S_J(0)/D^{J-2}$ , where  $S_J(0)$  are the initial ratios. This implies that the linear growth erases the initial skewness and kurtosis, so that  $S_J \rightarrow 0$ , as time evolves (and  $D \rightarrow \infty$ ). Note that if we want to do a meaningful calculation of these ratios or the cumulants, in general we might need to consider more terms in the perturbative series, Eq.[30]. For Gaussian initial conditions  $S_J(0) = 0$ , and we need to consider higher order terms in the perturbation series to find the leading order prediction.

#### 4.1.2 Weakly non-linear

The next to leading order solutions for the cumulants of the evolved field given the expansion Eq.[30], can be easily found by just taking expectation values of different powers of  $\delta$  (see eg Fosalba & Gaztañaga 1998a). For leading order Gaussian initial conditions we have

$$\begin{aligned} S_3 &= 3\nu_2 + \mathcal{O}(\sigma_l^2) \\ S_4 &= 4\nu_3 + 12\nu_2^2 + \mathcal{O}(\sigma_l^2) \end{aligned} \quad (78)$$

For non-Gaussian initial conditions see Fry & Scherrer (1994) Chodorowski & Bouchet (1996), Gaztañaga & Mäkelä (1996), Gaztañaga & Fosalba (1998).

If we use for  $\nu_2$  the solution in Eq.[32], eg  $\nu_2 = 34/21$ , the skewness yields  $S_3 = 3\nu_2 = 34/7$ , which reproduces the exact perturbation theory (PT) result by Peebles (1980) in the matter dominated Einstein-deSitter universe. Thus the shear-free or SC model gives the exact leading order result for the skewness. This is also true for higher orders (see Bernardeau 1992 and Fosalba & Gaztañaga 1998a) and for other cosmologies (eg Bouchet et al. 1992, Bernardeau 1994a, Fosalba & Gaztañaga 1998b, Kamionkowski & Buchalter 1999). For smoothed fields, the exact leading order results are slightly different:

$$S_3 = \frac{34}{7} + \gamma_1 \quad (79)$$

$$S_4 = \frac{60712}{1323} + \frac{62}{3} \gamma_1 + \frac{7}{3} \gamma_1^2 \quad (80)$$

where  $\gamma_1$  is the logarithmic slope of the smoothed variance (see Juszkiewicz et al. 1993, Bernardeau 1994a, 1994b). These can also be reproduced in the shear-free approximation as shown by Gaztañaga & Fosalba (1998); this results in a smoothing correction:

$$\begin{aligned} \overline{\nu_2} &= \nu_2 + \frac{\gamma_1}{3} \\ \overline{\nu_3} &= \frac{1}{4}(-2\gamma_1 + \gamma_1^2 + 6\gamma_1\nu_2 + 4\nu_3) \end{aligned} \quad (81)$$

and replacing  $\nu_2$  and  $\nu_3$  by  $\overline{\nu_2}$  and  $\overline{\nu_3}$  in Eq.[78] (see Fosalba

& Gaztañaga 1998a for more details). There are also corrections to the above expressions when measurements are taken in red-shift space (eg Hivon et al 1995, Scoccimarro, Couchman and Frieman 1999). Next to leading order terms have been estimated by Scoccimarro & Frieman (1996) (see also Fosalba & Gaztañaga 1998a,b).

The smoothed values of  $S_3$  and  $S_4$  can be measured as traced by the large scale galaxy distribution (eg Bouchet et al. 1993, Gaztañaga 1992, 1994, Szapudi et al 1995, Hui & Gaztañaga 1999 and references therein), weak-lensing (Bernardeau, Van Waerbeke & Mellier 1997, Gaztañaga & Bernardeau 1998, Hui 1999) or the Ly-alpha QSO absorptions (Gaztañaga & Croft 1999). These measurements of the skewness and kurtosis can be translated into estimations of  $\nu_2$  and  $\nu_3$  which can be used to place constraints on  $\gamma$ ,  $\omega$  or  $\epsilon$  using Eq.[43], [65] and [69]. For small values of these parameters the relationship is linear, so the uncertainties in  $S_3$  and  $S_4$  would directly translate into the corresponding uncertainties in  $\gamma$ ,  $\omega$  or  $\epsilon$ .

The expressions above apply to unbiased tracers of the density field; since galaxies of different morphologies are known to have different clustering properties, at least some galaxy species must be biased tracers of the mass. As an example, suppose the probability of forming a luminous galaxy depends only on the underlying mean density field in its immediate vicinity. Under this simplifying assumption, the relation between the galaxy density field  $\delta_{gal}(\mathbf{x})$  and the mass density field  $\delta(\mathbf{x})$  can be written as

$$\delta_{gal}(\mathbf{x}) = f(\delta(\mathbf{x})) = \sum_n \frac{b_n}{n!} \delta^n(\mathbf{x}), \quad (82)$$

where  $b_n$  are the bias parameters. Thus, biasing and gravity could produce comparable non-linear effects. To leading order in  $\bar{\xi}_2$ , this local bias scheme implies  $\bar{\xi}_2^{gal} = b_1^2 \bar{\xi}_2$ , and (see Fry & Gaztañaga 1993)

$$\begin{aligned} S_3^{gal} &= \frac{S_3}{b_1} + 3 \frac{b_2}{b_1^2} \\ S_4^{gal} &= \frac{S_4}{b_1^2} + 12 \frac{b_2 S_3}{b_1^3} + 4 \frac{b_3}{b_1^4} + 12 \frac{b_2^2}{b_1^4} \end{aligned} \quad (83)$$

Gaztañaga & Frieman (1994) have used the comparison of  $S_3$  and  $S_4$  in PT with the corresponding values measured APM Galaxy Survey (Maddox et al. 1990), to infer that  $b_1 \simeq 1$ ,  $b_2 \simeq 0$  and  $b_3 \simeq 0$ , but the results are degenerate due to the relative scale-independence of  $S_N$  and the increasing number of biasing parameters. One could break this degeneracy by using the configuration dependence of the projected 3-point function,  $q_3(\alpha)$ , as proposed by Frieman & Gaztañaga (1994), Fry (1994), Matarrese, Verde & Heavens (1997), Scoccimarro et al. (1998). As shown in Frieman & Gaztañaga (1999), the configuration dependence of  $q_3(\alpha)$  on large scales in the APM catalog is quite close to that expected in perturbation theory (see Fry 1984, Scoccimarro et al. 1998, Buchalter, Jaffe & Kamionkowski 2000), suggesting again that  $b_1$  is of order unity (and  $b_2 \simeq 0$ ) for these galaxies. This agreement indicates that large-scale structure is driven by non-linear gravitational instability and that APM galaxies are relatively unbiased tracers of the mass on these large scales.

The values of  $S_3$  and  $S_4$  in the APM are measured

to agree with the standard matter dominated Einstein-deSitter universe within about 10% – 20% (see Gaztañaga 1994; Gaztañaga & Frieman 1994; Baugh, Gaztañaga & Efstathiou 1995; Gaztañaga 1995, Hui & Gaztañaga 1999), also in agreement with the shape information in the 3-point function (see Frieman & Gaztañaga 1999). The 1-sigma error bar of 10% on large scales quoted by Gaztañaga 1994 is mostly statistical (sampling error). Other systematics effects due to biasing, projection, or large scale errors in the building of the APM catalogue could be of the same order (see Frieman & Gaztañaga 1999 and Hui & Gaztañaga 1999). Thus given the current uncertainties it would be conservative to take a 20% error bar. Unfortunately, with such large error bars we can not constraint much the values of  $\gamma$ ,  $\omega$  or  $\epsilon$ . Stronger constraints can be found if we take the more optimistic 1-sigma 10% error bars in the measurements of  $S_3$  and  $S_4$ . This case is shown as horizontal dotted lines in Figures 2, 5 and 7. From  $\nu_2$  the 10% uncertainty translates into

$$\begin{aligned} -0.2 < \gamma < 0.4 \\ -2.4 > \omega > -1.0 \\ -0.9 < \epsilon < 0.9 \end{aligned} \quad (84)$$

Note that this is still of marginal interest. For example, the constraints on  $\gamma$  include the possibility of a radiation ( $\gamma = 1/3$ ), matter ( $\gamma = 0$ ) or negative pressure  $\gamma < 0$ . From  $\nu_3$  we can obtain stronger constraints from a 10% error (but obviously systematic effects could be larger for higher order cumulants):

$$\begin{aligned} -0.1 < \gamma < 0.15 \\ -3.4 > \omega > -0.2 \\ -0.35 < \epsilon < 0.35 \end{aligned} \quad (85)$$

These bounds are more interesting. It is clear that forthcoming surveys (such as the SLOAN Digital Sky Survey) will dramatically improve this situation (for errors on statistics see Szapudi, Colombi and Bernardeau 1999, and references therein).

Note that the above results are independent of the normalisation of fluctuations.

## 4.2 Collapsed objects

Press & Schechter (1974) formalism and its extensions (eg Bond *et al.* 1991; Lacey & Cole 1993) predict the evolution of the mass function of halos and also their clustering properties. Comparison with N-body simulations show a very good agreement of these prescriptions for a wide range of statistical properties (eg see Lacey & Cole 1994 and references therein). For example, the comoving number density of collapsed objects (halos or clusters) of mass  $M$  is

$$n(M)dM = -\sqrt{\frac{2}{\pi}} \left(\frac{\delta_c}{\sigma}\right) \frac{d \ln \sigma}{d \ln M} \exp\left(-\frac{\delta_c^2}{2\sigma^2}\right) \frac{\bar{\rho} dM}{M^2} \quad (86)$$

where  $\sigma = \sigma(R)$  is the current linear rms fluctuation at the scale  $R$  corresponding to the mass  $M = 4/3\pi R^3 \bar{\rho}$ , and  $\bar{\rho}$  is the mean background. The value of  $\delta_c$  corresponds to the value of the linear overdensity at the time of collapse. The

collapsing structure virializes when the (non-linear) overdensity becomes very large ( $\delta \gtrsim 100$ ). The actual definition is not very important, as once  $\delta \gtrsim 100$ , the non-linear collapse is quite rapid, as can be seen in the plots of Figure 1, and the corresponding value of  $\delta_l$  does not change much. Here we will take  $\delta_c$  to be the critical value where  $\delta \rightarrow \infty$ ; other prescriptions (eg the value of  $\delta_l$  corresponding  $\delta \simeq 178$ ) yield similar results. For the standard Einstein-de Sitter case we have  $\delta_c \simeq 1.686$ . Note that the above abundance depends on the ratio

$$\nu \equiv \frac{\delta_c}{\sigma} \quad (87)$$

The time of collapse or formation is just given by the ratio of  $\delta_c$  to the linear overdensity  $\delta_l$  today

$$z_f = \left(\frac{\delta_l}{\delta_c}\right)^{1/\alpha} - 1 \quad (88)$$

so that an object which has  $\delta_l = \delta_c$  now, has a formation red-shift  $z_f = 0$ , while a fluctuation 4 times larger collapses at  $z_f = 3$  if  $\alpha = 1$  or at  $z_f = 1$  if  $\alpha = 2$ .

Non-standard parametrisations of the spherical collapse considered in the previous sections can change the above formalism in two ways. If we label objects by its *initial* overdensity  $\delta_0$  then the corresponding  $\delta_l$  today is

$$\delta_l = \delta_0 a^\alpha \quad (89)$$

So a different value of  $\alpha$ , from the standard GR result ( $\Delta\alpha \equiv \alpha - \alpha_{GR}$ ), as shown in Figures 2, 4, and 7, will produce a different amplitude of linear fluctuations today. Moreover, as shown in §3.1.3 and Figures 3, 6, and 8, the solution to the spherical collapse equation produces different values of  $\delta_c$ , and therefore different mass functions and formation times. Finally, for a directly measurable quantity, such as the surface density of objects, typically one needs the volume element, which is also a function of the cosmology.

For example if fluctuations are normalised at a given red-shift,  $z_n$ , then the change in  $\delta_l$  today will be

$$\frac{\Delta\delta_l}{\delta_l} = \Delta\alpha \log(1 + z_n) \quad (90)$$

For recombination, eg COBE normalisation, we have  $z_n \simeq 1100$ , and

$$\frac{\Delta\delta_l}{\delta_l} \simeq 3 \Delta\alpha \quad (91)$$

In the case of the BD theory, we can see in Figure 4 that for  $\omega > -1$ ,  $\Delta\alpha \equiv \alpha - \alpha_{GR} > 0$ , which means that  $\Delta\delta_l > 0$ . This makes sense as the linear growth is faster and, for fixed initial fluctuations, the final linear overdensity will be larger. As shown in Figure 6,  $\delta_c$  will also be larger. Thus in this case the effects tend to compensate each other. This is true for both the formation red-shift  $z_f$  or for  $\nu$  in Eq.[87] above. For the formation red-shift  $z_f$  we have

$$\frac{\Delta z_f}{1 + z_f} \simeq \frac{1}{\alpha} \left( \frac{\Delta\delta_l}{\delta_l} - \frac{\Delta\delta_c}{\delta_c} \right) \quad (92)$$

which is only valid for small changes. In the BD example given above with  $\omega = 10$  (and COBE normalisation) we have that  $\Delta\delta_l/\delta_l \simeq 0.9$  while  $\Delta\delta_c/\delta_c \simeq 0.01$ , so the net effect is still quite large. In this case, a formation red-shift of  $z_f = 1$  will change to  $z_f = 1.39$ . Thus, a positive finite  $\omega$  (which corresponds to a larger  $G$  at high red-shifts) tends to

produce larger (earlier) formation red-shifts and higher densities (or larger abundances) at a given red-shift, than the standard model. This goes in the direction of some recent observations (eg see Bahcall & Fan 1998; Robinson, Gawiser & Silk 1998, Willick 1999), which seem to need larger abundances than expected in some standard cosmologies. This interpretation is degenerate with respect to initial conditions and cosmological parameters.

A similar trend is found for the case of Hubble rate  $H^2 = a^{-3(1+\epsilon)}$  parametrisation. A change of  $|\Delta\epsilon| \simeq 0.3$  (allowed by the bounds in Eq.[85]), when normalized to COBE, also produces  $|\Delta\delta_i/\delta_i| \simeq 0.9$  and a smaller effect on  $\Delta\delta_c/\delta_c$ . This translates into a similar change (of several tens to hundreds of percent) in  $z_f$ . Earlier (later) formation times and larger (smaller) abundances are found for  $\epsilon > 0$  ( $\epsilon < 0$ ).

The change in the equation of state  $p = \gamma\rho$  could produce comparable effects. The allowed values in Eq.[85] of  $|\Delta\gamma| \simeq 0.1$  translate into  $|\Delta\delta_i/\delta_i| \simeq 0.3$ , which results in similar changes for  $z_f$  in either direction, with earlier formation for  $\gamma > 0$ .

If the normalisation is not fixed, ie we do not quite know what is the value of the initial fluctuation that gave rise to an object we see today (eg a cluster), then all the relative change in the formation or abundance comes through  $\delta_c$ , which tends to produce smaller (later) formation red-shifts ( $\delta_c$  is larger than the standard GR value) and lower densities (or smaller abundances) at a given red-shift.

## 5 DISCUSSION AND CONCLUSIONS

We have reconsidered the problem of linear and non-linear structure formation in two different contexts that relate to observations: 1-point cumulants of large scale density fluctuations and the epoch of formation and abundance of structures using the Press & Schechter (1974) formalism. In these two contexts one can use the shear-free or spherical collapse (SC) model, which corresponds to the spherically symmetric (or local) dynamics. Within this approximation, we have addressed the question of how different are the predictions when using a non-standard theory of Gravity, such as BD model, or non-standard cosmological model (eg a different equation of state or Hubble law). Note that these are slight variations on the standard theme in the sense that they preserved the main ingredients of GR, such as the covariance and the geometrical aspects of the theory, including the same metric, with only slight changes in the field equations.

We have also presented some preliminary bounds on  $\gamma$ ,  $\omega$  and  $\epsilon$  from observations of the skewness and kurtosis in the APM Galaxy Survey, eg Eq.[84]-[85]. These bounds are optimistic given the current data, but the situation is going to change rapidly, and one can hope to find much better bounds from upcoming data (such as 2DF or SDSS projects). In terms of the equation of state the bounds in Eq.[85] would indicate that our Universe is neither radiation ( $\gamma = 1/3$ ) or vacuum dominated ( $\gamma = -1$ ), but somewhere in between (eg matter dominated). In terms of the Gravitational constant, the bounds on  $\omega$  from Eq.[85] would say that  $G$  has not changed by more than  $\simeq 5\%$  from  $z \simeq 1.15$ , or by distances of  $\simeq 400h^{-1}$  Mpc. Clustering at higher red-shift would probe much larger scales and times. In terms of

$\epsilon$  the bounds Eq.[85], would say that the Hubble law does not differ by more than 7% from the standard result (assumed here to be  $\epsilon = 0$ ). We have also shown how halo and cluster abundances and formation times could change in these non-standard cases. The above bounds on  $\gamma$ ,  $\omega$  and  $\epsilon$  from observations of the skewness and kurtosis in the APM still allow significant changes (of several tens to hundreds of percent) on formation red-shifts  $z_f$  and the corresponding abundances (see §4.2).

It is straight forward to combine several of the changes proposed here to explore more general situations. One could for example parametrise theories in the  $(\gamma, \omega)$  plane, eg different equations of state with different BD parameters, or consider the whole  $(\gamma, \omega, \Omega_M, \Omega_\Lambda)$  space. One could also consider a different equation of state for the  $\Lambda$ -component, as in quintessence cosmologies (Caldwell, Dave, Steinhardt 1998), such models have already been used to predict cluster abundances within the “standard” cosmology (see Haiman, Mohr, Holder 2000 and references therein). This would obviously allow for a wider set of possible solutions and degeneracies. One should also consider other observational consequences of these variations, in particular relating to BD theory, such as the age of the Universe, the effects on CMB (eg see Chen & Kamionkowski 1999), radiation-matter transition (Liddle, Mazumdar & Barrow 1998), or the constraints from nucleosynthesis (Santiago *et al.* 1997). These considerations could rule out some aspects of the proposed variations on the standard model, or might require more elaborate solutions (eg  $\omega = \omega(\phi)$  which implies  $\omega = \omega(z)$ ). But even if this were the case, we still have learnt a few new things about how structure formation depends on the underlying theory of Gravity, which is a first step towards further analysis of these issues.

Throughout this paper we have assumed Gaussian initial conditions and no biasing. Both biasing (eg Fry & Gaztañaga 1993) and non-Gaussianities in the initial conditions (Gaztañaga & Fosalba 1998) would provide an additional source of degeneracy as they might produce similar effects as the non-standard variations presented here. This is the case for example when we have non-zero initial skewness or kurtosis, which could produced quite different values of  $S_3$  and  $S_4$  (eg see Gaztañaga & Mahonen 1996; Peebles 1999a,b; White 1999; Scoccimarro 2000), and therefore to the inferred values of  $\nu_2$  and  $\nu_3$ . Biasing can have a very similar effect (eg see Mo, Jing & White 1997). One would also expect some level of degeneracy with biasing and initial conditions for cluster abundances or formation times (see Robinson, Gawiser & Silk 1998, Willick 1999).

Rather than proposing an alternative theory of gravity or cosmological model, the aim of this paper was to show that some small deviations from the current paradigm have significant and measurable consequences for structure formation. This could eventually help explaining some of the current puzzles confronting the theory, such as the need of non-baryonic dark matter. Alternatively, current and upcoming observations of clustering and mass functions can be used to explore our assumptions and place limits on the theory of gravity at large ( $\gtrsim 1h^{-1}$  Mpc) scales. This provides an interesting test for gravity as the driving force for structure formation and for our knowledge of the cosmological equation of state. A more comprehensive comparison with particular scenarios is left for future work.

## ACKNOWLEDGMENTS

One of us (JAL) gratefully acknowledges financial support from the Spanish Ministry of Education, contract PB96-0384, and also Institut d'Estudis Catalans. EG acknowledges support from CSIC, DGICYT (Spain), project PB96-0925. We would like to thank IEEC, where most of this work was carried out.

## REFERENCES

- Baugh, C.M., & Gaztañaga, E. 1996, MNRAS, 280, L37  
 Baugh, C.M., Gaztañaga, E., Efstathiou, G., 1995, MNRAS, 274, 1049  
 Bahcall, N.A., X.Fan, X., 1998, ApJ, 504  
 Barrow, J.D., 1996, MNRAS, 282, 1397  
 Barrow, J.D. & Parsons, P., 1997, Phys. Rev. D, 55, 1906  
 Bernardeau, F., 1992, ApJ, 392, 1  
 Bernardeau, F., 1994a, A&A 291, 697  
 Bernardeau, F., 1994b, ApJ, 433, 1  
 Bernardeau, F., van Waerbeke, L., Mellier, Y. 1997, A&A 322, 1  
 Bouchet, F. R., Strauss, M. A., Davis, M., Fisher, K. B., Yahil, A., & Huchra, J. P., 1993, ApJ, 417, 36  
 Bouchet, F.R., Juszkiewicz, R., Colombi, S., 1992, ApJ, 394, 5  
 Bond, J.R., Cole S., Efstathiou, G., Kaiser N., 1991, ApJ, 379, 440  
 Buchalter, A., Jaffe, A., Kamionkowski, M., 2000, ApJ, 530, 36  
 Caldwell, R.R., Dave, R. & Steinhardt, P.J., ApJ, 557, 302  
 Chodorowski, M. & Bouchet, F. 1996, MNRAS, 279, 557  
 Colombi, S., Bernardeau, F., Bouchet, F. R., Hernquist, L., 1997, MNRAS, 287, 241.  
 Fosalba, P. & Gaztañaga, E., 1998a, MNRAS, 301, 503  
 Fosalba, P. & Gaztañaga, E., 1998b, MNRAS, 301, 535  
 Frieman, J.A., Gaztañaga, E., 1994, ApJ, 425, 392  
 Frieman, J.A., Gaztañaga, E., 1999, ApJ.Lett., 521, L83  
 Fry, J. N. 1984, ApJ, 279, 499  
 Fry, J. N. 1994, Phys. Rev. Lett. 73, 215  
 Fry, J.N., Gaztañaga, E., 1993, ApJ, 413, 447  
 Gaztañaga, E., 1992, ApJ.Lett., 398, L17  
 Gaztañaga, E., 1994, MNRAS, 268, 913  
 Gaztañaga, E., 1995, MNRAS, 268, 561  
 Gaztañaga, E., Bernardeau, F., 1998, MNRAS, 299, 829.  
 Gaztañaga, E. & Croft, R.A.C., MNRAS, 309, 885  
 Gaztañaga, E. & Fosalba, P., 1998, MNRAS, 301, 524  
 Gaztañaga, E., & Frieman, J.A., 1994, ApJ.Lett., 437, L13  
 Gaztañaga, E. & Mahonen, P. 1996, ApJ.Lett., 462, L1  
 Haiman, Z., Mohr, J., Holder, G., 2000, astro-ph/0002336  
 Hivon, E., Bouchet, F. R., Colombi, S. & Juszkiewicz, R., 1995, A&A, 298, 643  
 Hui, L., 1999, ApJ.Lett., 519, L9  
 Hui, L., Gaztañaga, E., 1999, ApJ, 519, 1  
 Juszkiewicz, R., Bouchet, F.R., Colombi, S., 1993 ApJ.Lett., 412, L9  
 Kamionkowski, M. & Buchalter, A. 1999, ApJ, 514, 7  
 Kamionkowski, M. & Chen, X. 1999, Phys.Rev. D60, 104036  
 Lacey, C., Cole, S., 1993, MNRAS, 262, 627  
 Lacey, C., Cole, S., 1994, MNRAS, 271, 676  
 Liddle, A.R., Mazumdar, A., Barrow, J.D., astro-ph/9802133  
 Maddox, S. J., Efstathiou, G., Sutherland, W. J., & Loveday, J. 1990, MNRAS, 242, 43P  
 Matarrese, S., Verde, L., Heavens, A. F., 1997, MNRAS, 290, 651  
 Mo, H.J., White, S.D.M., 1996, MNRAS, 282, 347  
 Mo, H.J., Jing, Y.P., White, S.D.M., 1997, MNRAS, 284, 189  
 Narai, H., 1969, Prog. Theor. Phys. 42, 544  
 Peebles, P. J. E., 1980, The large-scale structure of the universe, Princeton University Press  
 Peebles, P.J.E., 1993, "Principles of Physical Cosmology", Princeton University Press: Princeton  
 Peebles, P. J. E., 1999a, ApJ, 510, 523  
 Peebles, P. J. E., 1999b, ApJ, 510, 531  
 Peebles, P.J.E., 1999, to be published in Clustering at High Redshift, Marseilles, June 1999; eds. A. Mazure and O. Le Fevre, astro-ph/9910234  
 Press, W.H., Schechter, P., 1974, ApJ, 187, 425  
 Robinson, J., Gawiser, E., & Silk, J., 1998 submitted to ApJ.Lett., astro-ph/9805181  
 Santiago, D.I., Kalligas, D., & Wagoner, R.V., 1997, Phys. Rev. D, 56, 7627  
 Scoccimarro, R., 2000, astro-ph/0002037  
 Scoccimarro, R. & Frieman, J., 1996, ApJ Supp, 105, 37  
 Scoccimarro, R., Couchman, H. M. P., & Frieman, J., 1999, ApJ, 517, 531  
 Scoccimarro, R., Colombi, S., Fry, J. N., Frieman, J., Hivon, E., & Melott, A. 1998, ApJ, 496, 586  
 Szapudi, I., Dalton, G. B., Efstathiou, G., & Szalay, A. S., 1995, ApJ, 444, 520  
 Szapudi, I., Colombi, S., Bernardeau, F., 1999, MNRAS, 310, 428  
 Wald, R.M., 1984, "General Relativity", University of Chicago Press  
 Weinberg, S., 1972, "Gravitation and Cosmology", J. Wiley & Sons  
 White, S.D.M., Efstathiou, G., Frenk, C.S., 1993, MNRAS, 262, 1023  
 White, M., 1999, MNRAS, 310, 511.  
 Will, C.M., 1993, "Theory and experiment in Gravitational Physics", 2<sup>nd</sup> edition, Cambridge University Press: Cambridge  
 Willick, J.A., 1999, submitted to ApJ, astro-ph/9904367