

# When Algorithms Meet Artists: Topic Modeling the AI-Art Debate, 2013–2025

Ariya Mukherjee-Gandhi

Oliver Muellerklein\*

Department of Environmental Science Policy and Management,  
University of California Berkeley, CA 94720-3114, USA

August 28, 2025

## Abstract

As generative AI continues to reshape artistic production and alternate modes of human expression, artists whose livelihoods are most directly affected have raised urgent concerns about consent, transparency, and the future of creative labor [1, 9]. However, the voices of artists are often marginalized in dominant public and scholarly discourse [2]. This study presents a twelve-year analysis, from 2013 to 2025, of English-language discourse surrounding AI-generated art. It draws from 439 curated 500-word excerpts sampled from opinion articles, news reports, blogs, legal filings, and spoken-word transcripts. Through a reproducible methodology and three routes of evidence, including a distributional test, in-text frame geometry, and machine learning predictions, we identify five stable thematic clusters and triangulate on a misalignment between artists’ perceptions and prevailing media narratives. Our findings highlight how the use of technical jargon can function as a subtle form of gatekeeping, often sidelining the very issues artists deem most urgent. Our work provides a BERTopic-based methodology [6] and a multimodal baseline for future research, alongside a clear call for deeper, transparency-driven engagement with artist perspectives in the evolving AI-creative landscape.

**Keywords:** Generative AI • Art • Topic Modeling • BERTopic • UMAP • Transformer Embeddings

## 1 Introduction

Since the introduction of generative adversarial networks (GANs) in 2014 [4] and the development of the transformer architecture in 2017 [19], generative AI has accelerated from a niche deep learning community to a mass market tool. Milestones have since followed in quick succession:

---

\*Corresponding author: omuellerklein@berkeley.edu

Google’s DeepDream popularised neural-style image generation [11]; OpenAI’s DALL-E demonstrated large-scaled text-to-image synthesis [13]; and in 2022 the release of Stable Diffusion [15] and Midjourney dramatically lowered the barrier to entry, unleashing a flood of AI-generated imagery across platforms. Thus far, each technical breakthrough has intensified public debate over authorship, labor, consent, attribution, and fair compensation. These debates are now playing out in the court through class-action lawsuits (e.g., Andersen v. Stability AI, 2023 [1]) and in emerging regulation such as the EU AI Act [3].

Artists have not been passive observers of this shift. Survey research by Lovato et al. [9] reveals that many practitioners regard non-consensual dataset scraping as a serious threat and advocate for full transparency around AI training inputs. Building on the practitioner’s survey responses, we have developed four dominant frames that synthesize the concerns raised:

**RQ1 Threat:** Do most artists see Generative AI models as a threat to art workers?

**RQ2 Utility:** Do most artists see Generative AI art models as either a positive or neutral development in the field of art?

**RQ3 Transparency:** Do most artists believe that creators of AI models should disclose the art and images used to train their models in detail?

**RQ4 Ownership:** Do most artists believe that the work of Generative AI models and its derivatives should be considered the property of the artist whose style is recognizable and mimicked by the Generative AI art model and not the property of the creators of AI models?

While Lovato et al. (2024) provide a space for artists to voice concerns about non-consensual scraping and to call for full dataset transparency, it remains unclear to what extent broader public discourse foregrounds or overshadows these artist-identified priorities. Prior computational studies focus largely on short-form social media [8] or formal scholarly literature [17], leaving the multimodal public sphere around AI and art comparatively unmapped. We address this gap by constructing a *multimodal, consensus-based map* of generative-AI art discourse spanning blogs, podcasts, legal filings, news, and academic articles (2013–2025).

Methodologically, we leverage transformer-based embeddings, k-means clustering, and BERTopic [6], together with *consensus-based dimensional reduction*, to situate each section of text in a two-dimensional semantic space (D1: Artistic Practice → Technical Engineering; D2: General Market → Legal & Regulatory). We use this space to examine three central questions:

- (i) **Topic structure:** What coherent clusters organize public discourse on generative AI art?
- (ii) **Artist concerns:** How do those clusters relate to the artist-identified frames - Threat, Utility, Transparency, Ownership - reported by Lovato and *et al.* [9]?
- (iii) **Temporal dynamics:** How do these clusters and frames wax and wane around major technical releases and legal milestones?

To *support and validate* the consensus topic structure and the D1/D2 axes, we adopt a triangulated design with three independent *routes of evidence* that jointly address these questions:

**Route 1 - Distributional alignment.** We map each section’s D1/D2 coordinates to frame weights (Threat, Utility, Transparency, Ownership) and test whether the corpus-level frame proportions align with Lovato’s survey proportions. This route targets *artist concerns* directly and, in aggregate, informs *topic structure*.

**Route 2 - Sentence-level frame inference.** Using survey-faithful prototype phrases, we compute *prototype similarity* per section and track frame intensities over time. This route adds *temporal dynamics* and provides an in-text check that the axes carry the intended *frame geometry*.

**Route 3 - Geometric predictive validity.** We test whether section locations on the D1/D2 plane are *predictable from language* (n-grams plus readability/lexical-diversity features) via ensemble classifiers. Successful prediction supports the *interpretability and stability* of the axes and topics (*topic structure*) and helps explain *artist-concern* variation by language and style.

## Contributions.

- We identify five interpretable discourse topics and place them on two consensus axes that capture *stylistic and semantic spectra* salient to AI–art debates.
- We quantify *year-by-year* shifts in these topics relative to major technical and legal milestones (2014–2025).
- We *link public frames to artist frames* via three convergent routes of evidence, revealing where public discourse amplifies versus *over- or under-represents* the priorities voiced by artists.
- We release a *reproducible pipeline* for consensus topic modeling and axis validation that generalizes to longitudinal, multimodal corpora.
- Code and Data at repository: <https://github.com/AriyaMG1/When-Algorithms-Meet-Artists>

**Hypothesis.** We hypothesize *partial alignment* between public discourse and artists’ framing: specifically, *technical and utilitarian narratives* will dominate coverage, especially around major model releases, while *Transparency* (and, at times, *Ownership*) will be *under-represented* relative to artists’ stated priorities.

## 2 Methods

### 2.1 Data Collection and Preprocessing

We assembled a multimodal corpus of English-language discourse on AI-generated art spanning 2013 through early 2025. Using Google Search and a curated query list (Appendix Table S1), we targeted high-visibility, public-facing sources, excluding social-media platforms and forums, and systematically sampled items that appeared on the first results page for each query. To reduce personalization effects, searches were performed in a logged-out browser with a cleared cache; the date of access was recorded for each item. When Google’s “AI Overview” panel appeared, we followed its citations to the *underlying sources* and included only those original documents; the AI-generated summary text itself was *not* used as corpus content.

The resulting corpus covers a broad range of genres: peer-reviewed journal and conference articles, policy briefs and legal rulings, news and opinion pieces, blog posts, and long-form spoken content (podcasts, YouTube/TED/TEDx talks, artist panels and interviews). Spoken items were transcribed using automated speech recognition (ASR) and manually reviewed for basic quality control (e.g., speaker names, technical terms). Each source was coded with metadata for *media type* (e.g., article, podcast, peer-reviewed paper) and *subgenre* (e.g., legal commentary, artist panel, solo talk) to support downstream, metadata-aware analyses.

Preprocessing followed a standardized NLP pipeline tailored to mixed-genre text. We lowercased, removed URLs, formatting artifacts, and standalone numerals/dates, then applied lemmatization and stop-word removal. To mitigate query-driven selection bias, we also filtered a small domain-specific stoplist comprising the most generic search terms (e.g., *AI*, *art*, *artwork*, *technology*) used to retrieve the corpus. Documents were segmented into non-overlapping 500-word sections to standardize unit length across media types, yielding **439** analytic sections for embedding and modeling. This length normalization improved comparability across short opinion pieces, long essays, and transcripts.

We performed basic deduplication (removing exact URL duplicates and mirrored copies) and retained the canonical link where possible. All sources were publicly available at the time of collection; quotations reported in the article adhere to fair-use limits.

We note two sampling constraints that we treat as part of the phenomena under study: (i) *first-page bias* in web search privileges high-salience narratives and established outlets; and (ii) search results can vary by time and geography. Our triangulated design and transparent query list are intended to make these choices reproducible while acknowledging their implications for coverage.

## 2.2 Embedding, Clustering, and Topic Modeling

We generated 768-dimensional sentence embeddings for each chunk using the all-mpnet-base-v2 model from SentenceTransformers [14]. To ensure stable clustering, we applied  $L_2$ -normalization to all embeddings.

We then used a hybrid topic modeling pipeline that combines k-means clustering with BERTopic [6], which augments centroid assignments with class-based TF-IDF representations [18]. This approach leverages the semantic nuance of transformer embeddings while yielding coherent and readable topic descriptions.

## 2.3 Cluster Selection and Stability

Recognizing that k-means clustering can vary based on initialization, we ran the model across five random seeds (15, 158, 24, 5, and 336), each selected from a uniform distribution between 1 and 1000. For each random seed we tested k-means solutions with  $K = 2$ –20, recording the within-cluster sum of squares (inertia), Silhouette scores [16], and the pairwise Adjusted Rand Index (ARI; [7]). Although the Silhouette metric reached its maximum at  $K = 2$ –3 (max  $\approx 0.39$  for one seed), these very small  $K$  values collapsed several distinct narratives into single clusters. We therefore adopted  $K = 5$ : it obtained the second-highest Silhouette score for three of the four seeds, produced strong inter-seed agreement (mean ARI = 0.63, versus 0.71 for  $K = 4$ ), and offered the most interpretable clusters spanning technical, legal, community, creative, and economic themes.

## 2.4 Consensus Dimensions via Procrustes-Aligned UMAP

To extract continuous dimensions of discourse, we projected each BERTopic output into two dimensions using UMAP [10] with fixed random states. We then aligned the five UMAP outputs to a common reference using Procrustes analysis [5]. This alignment process showed minimal variation across embeddings, with disparities ranging from 0.025 to 0.045, indicating strong geometric consistency. By averaging across aligned outputs, we derived two consensus axes:  $D1$  and  $D2$ . These capture key semantic trends. The first axis ranges from community-oriented, artistic discourse to technical, engineering language. The second axis spans from conversational, general-market framing to formal legal and intellectual property concerns.

## 2.5 Downstream Analyses

With both discrete topic labels and continuous axis coordinates in place, we conducted several downstream analyses. First, we tracked how the prevalence of each topic evolved over time, focusing on the period from 2013 to 2025. This temporal mapping was annotated with major generative AI milestones such as the launch of DALL·E, Stable Diffusion, and significant legal developments including *Andersen v. Stability AI*.

We augmented every section with additional linguistic features, including sentiment, lexical diversity, and word count, using DistilBERT-SST2 [20], the twitter-roberta-sentiment model, TextBlob polarity and subjectivity scores, and readability indices from the `textstat` library. These metrics were then correlated with both topic membership and positions on the  $D1$  and  $D2$  semantic axes. To ground our qualitative interpretations, we extracted the twenty most frequent unigrams and bigrams in the uppermost and lowermost five percentiles of  $D1$  and  $D2$ , thereby isolating vocabulary unique to each rhetorical extreme. The resulting section-level correlations are visualised in Figure 5 and summarised in Table 3.

## 2.6 Triangulation Inference: Three Routes of Evidence

### Frame Alignment

To quantify how closely public discourse mirrors the four artist-identified frames from Lovato et al. (2024) [Threat (RQ1), Utility (RQ2), Transparency (RQ3), and Ownership (RQ4)], we triangulated on our results and conclusions using three routes of evidence. This triangulation intentionally mixes distributional, temporal, and predictive evidence. If all three converge, we gain stronger confidence about alignment and misalignment than any single method alone.

### Route 1: Distributional Test

We transformed each section’s consensus coordinates ( $D1$ ,  $D2$ ) into four nonnegative ‘alignment weights’ by linearly rescaling each axis to  $[-1, 1]$ . From there, we then computed raw quadrant scores by multiplying the appropriate half-axis projections (e.g. Threat =  $(-D1) \times (-D2)$ ), and normalized those so that for each section the four weights sum to one. This yields per-section alignment scores:  $p_{threat}$ ,  $p_{utility}$ ,  $p_{transparency}$ ,  $p_{ownership}$ .

At the corpus level, we compared the mean observed alignment proportions

$$\hat{P} = (\bar{p}_{threat}, \bar{p}_{utility}, \bar{p}_{transparency}, \bar{p}_{ownership}) \quad (1)$$

against the Lovato survey benchmarks (after normalizing the original values):

$$P_0^{original} = (0.619, 0.449, 0.802, 0.414) \quad (2)$$

$$P_0 = (0.271, 0.197, 0.351, 0.181) \quad (3)$$

We then performed one-sample z-tests for proportions using the `proportions.ztest` function from the `Statsmodels` package to determine whether observed alignment scores differed significantly from the survey-derived expectations.

## Route 2: Sentence-level Frame Inference

We generated three paraphrased sets of frame phrases and five prototype sentences per frame to infer per-section frame intensities. We used the four RQs (outlined in Introduction) as the prototypes per frame and computed similarity with cosine similarity. The similarities of each frame were analyzed across the years of the corpus. We could then measure any major changes in the ratio of similarity across the four frames and if changes correlated with any milestone events.

## Route 3: Geometric Prediction Models

We train a series of random-forest classifiers on the top 12,000 n-grams (one to three) along with a series of linguistic features - including lexical diversity, readability score (*FK grade*), subjectivity score, and others - to predict geometric placement on our D1 and D2 axes. We use a series of different numbers of trees (from 500 to 5,000) per classifier separately on three different target variables ( $y$ ). The targets included: quadrant location on the D1 axis, quadrant location on the D2 axis, and quadrant location on the 2-dimensional D1/D2 space. For each round of classifiers, we ensembled the predictions across the classifiers and then found average feature importance for the top 10 features across all rounds.

# 3 Results

## 3.1 Consensus Axes

Topic	$D1_{centroid}$	$D2_{centroid}$	Quadrant	Dominate RQ
0	0.0270	0.0075	I (+D1/+D2)	NA
1	0.0119	-0.0479	IV (+D1/-D2)	Utility (RQ2)
2	-0.0261	0.0252	II (-D1/+D2)	Ownership (RQ4)
3	-0.0216	-0.0246	III (-D1/-D2)	Threat (RQ1)
4	-0.0020	0.0627	II (-D1/+D2)	Transparency (RQ3)

Table 1: Consensus-topic centroids on  $D1/D2$ , qualitative region, and Lovato et al. research-question mappings. Quadrant refers to the sign of  $(D1, D2)$ : I = (+, +), II = (-, +), III = (-, -), IV = (+, -). Dominate Lovato et al. Research Questions (RQ) for each topic. Topic 0 is specifically about technical engineering terms (*i.e.* algorithm details) and was the only cluster of text not represented by Lovato’s et al RQs.

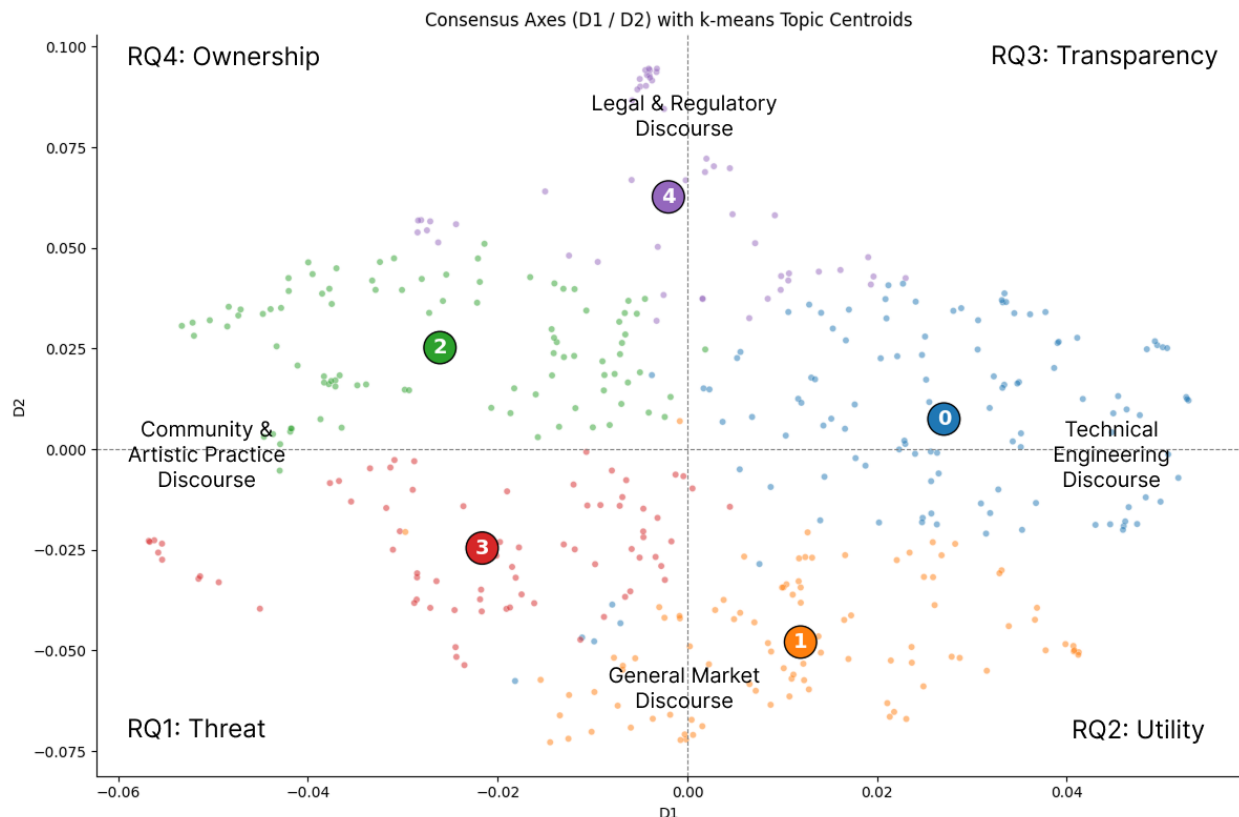


Figure 1: Two-dimensional consensus UMAP embedding with  $k = 5$  centroids and Lovato et al. RQs. The figure is annotated our qualitative interpretation of the D1 and D2 axes by looking at uni- and bi-grams that were exclusive to the top and bottom 5% of data on each axis.

Figure 1 presents the two-dimensional UMAP projection of discourse sections, with cluster centroids and labels overlaid. Each section is colored by its assigned topic, and the axes are annotated with interpretive labels grounded in both qualitative reading and alignment with Lovato et al.’s artist-centered research questions.

The horizontal axis ( $D1$ ) spans from community-based, creative practice language on the left to technical engineering discourse on the right. For example, Topic 2 (“Community & Artistic Practice”) and Topic 3 (“Threat”) are located on the artistic side, while Topic 0 (“Technical Engineering”) and Topic 1 (“Utility & Market”) are positioned on the technical end.

The vertical axis ( $D2$ ) distinguishes between general-market and conversational framing (lower values) and legal or regulatory discourse (higher values). Topic 4 (“Legal & Regulatory”) anchors the upper region of  $D2$ , reflecting more formal and policy-oriented language. Meanwhile, Topic 1 is situated in the lower-right quadrant, reflecting its mix of optimistic market framing and technical adoption. The position of each topic within this semantic space offers an interpretable map of how public discourse is structured and how artist concerns are distributed across different domains.

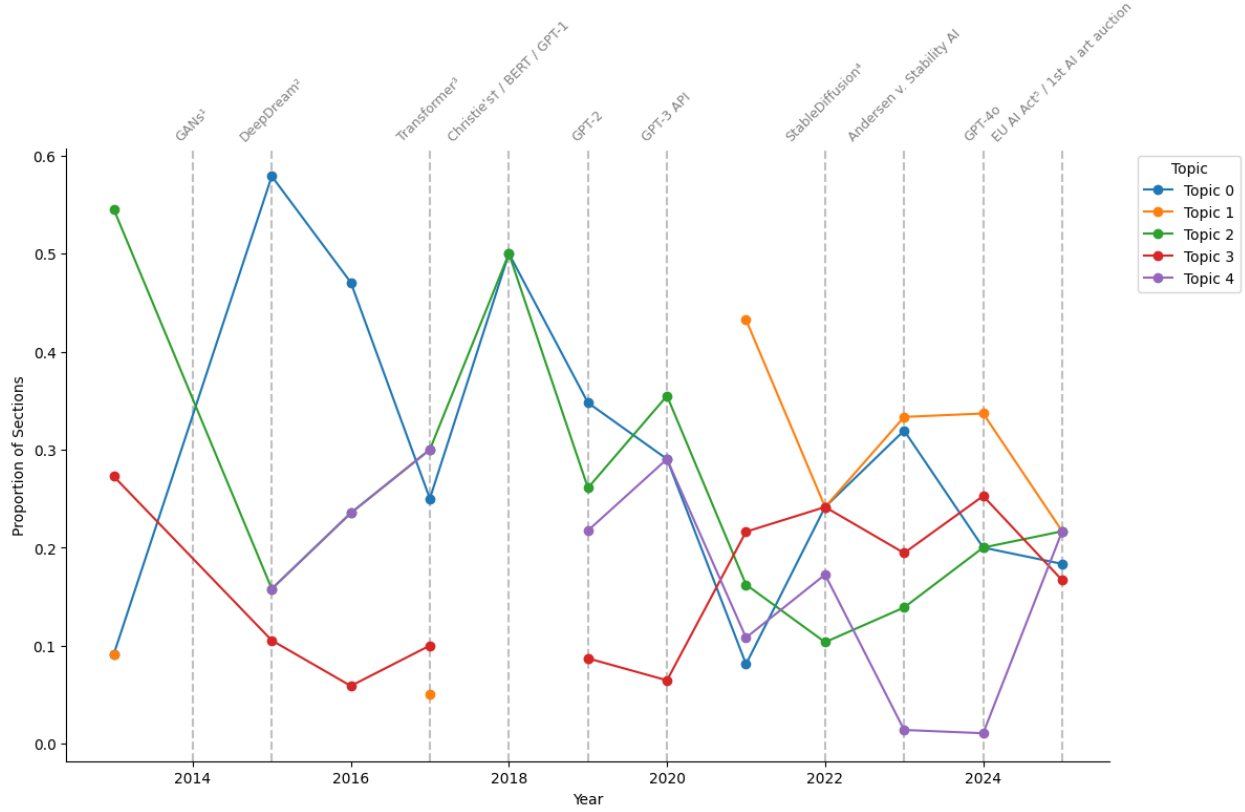


Figure 2: Proportion of each topic by year (2013–2025), with milestone annotations with milestones in light gray.

Year	Event
2014	GANs introduced (Goodfellow et al.)
2015	Google DeepDream release
2017	Transformer architecture published (Vaswani et al.)
2018	(*1) AI art auction at Christie’s; BERT release
2019	GPT-2 release
2020	(*2) GPT-3 public API; authorship debates
2022	(*3) Stable Diffusion open-source; GPT-3.5
2023	(*4) GPT-4 release; Andersen v. Stability AI lawsuit
2024	GPT-4o multimodal launch
2025	(*5) EU AI Act negotiations; Christie’s first AI auction

Table 2: Key generative AI and art milestones (2014 - 2025)

### 3.2 Topics over Time

Figure 2 shows the annual proportion of topics across text sections from 2013 through 2025, with key generative AI and art milestones overlaid in light gray (Table 2).

Early coverage (2013–15) was dominated by Topic 2 (55% → 15%) and Topic 0 (10% → 58%), reflecting initial community debates and excitement around DeepDream. With the 2017



Transformer breakthrough and 2018 auction headlines, Topic 2 and Topic 0 surge again ( $\approx 50\%$ ), while transparency-focused Topic 4 peaks ( $15\% \rightarrow 30\%$ ). Post-2020, Topic 1 “Utility/Market” explodes to 45% in 2021 around GPT-3.5 and Stable Diffusion, then stabilizes at roughly one-third share. Topic 3 “Threat” and Topic 2 “Ownership” re-emerge modestly through 2025 (each  $\approx 15\text{--}25\%$ ), but never regain early prominence.

In 2013, Topic 2 (“Community & Artistic Practice”) dominated the discourse—accounting for over 50% of all 500-word sections—followed by Topic 3 (“Threat Narratives”) at just under 30%, while Topics 0 (the furthest cluster/topic on the “Technical Engineering Discourse” end of the  $D1$  spectrum) and 1 (the furthest cluster/topic on the “General Market Discourse” end of the  $D1$  spectrum) each comprised roughly 10%.

Following the 2015 release of Google DeepDream, we observe a sharp decline in Topic 2 (from 54% to 15% by 2015) concurrent with a surge in Topic 0, which rises to nearly 60% in 2015. Over the next two years, “Technical Engineering Discourse” (Topic 0) recedes to about 25% by 2017, while Topic 4 (the furthest cluster/topic towards the “Legal & Regulatory Discourse” end of the  $D2$  spectrum) first appears at 15% in 2015 and peaks at 30% in 2017 before vanishing entirely by 2018.

The 2018 transformer breakthrough and subsequent API launches for GPT-2 and GPT-3 mark another transition. Topic 0 rebounds to 50% in 2018 then gradually declines to 28% by 2020. Topic 2 sees a modest resurgence from 26% in 2019 to 36% in 2020 (“Community & Artistic Practice” and “Threat” themes reemerge as the public grapples with automated creativity). In 2021, following the GPT-3.5 and Stable Diffusion releases, Topic 1 (“Utility & Adoption”) shoots up to 43%—its first significant appearance since 2013—while Topic 0 plummets below 10%. From 2022 onward, Topics 0 and 1 share roughly equal footing ( $\sim 25\text{--}35\%$  each), Topic 2/3 (“Community” and “Threat”) climb slowly but remain below 30%, and Topic 4 reappears variably (10–20%) around the EU AI Act negotiations and Andersen v. Stability AI lawsuit in 2023.

### 3.3 Readability Gradient

We computed Flesch–Kincaid grade levels for each 500-word section and plotted them against the consensus  $D1$  (Artistic to Engineering) and  $D2$  (Market to Legal) coordinates (Fig. 3). Sections in the top 5% of  $D1$  and  $D2$  (coloured crimson) consistently contain advanced word usage, usually requiring graduate and post-graduate level of education to understand. These sections are more than three grade-levels above the corpus median, whereas sections in the bottom 5% of each axis fall below or near the median readability. This confirms that our semantic axes are not just stylistic but also capture text complexity and register.

Across both axes we see a clear complexity gradient. Sections of text that lie at the high end (top 5%) of  $D1$  and  $D2$  tend to be written at a much higher Flesch–Kincaid grade-level than the bulk of the corpus. High- $D1$  passages (red dots on the right of plot A) are the furthest towards the technical engineering end of the spectrum. These passages almost all sit above the grade-level “cloud” of the rest of the data, suggesting that when discourse moves into detailed model architectures, training regimes, and other technical engineering descriptions it becomes substantially harder to read.

On the other hand, low- $D1$  passages (blue Xs on the left of plot A) tend to be below the median readability of the corpus, indicating those sections use more accessible, less jargon-filled language. Similar trends can be seen from high to low values on the  $D2$  axis, which goes from legal and

Table 3: Z-tests comparing section-level frame proportions ( $\hat{P}$ ) to Lovato et al. survey frame proportions ( $P_0$ ).

Frame	$\hat{P}$	$P_0$	$z$	$p$ -value
Threat	0.256	0.271	-0.721	0.471
Utility	0.314	0.197	5.245	< 0.001
Transparency	0.186	0.351	-8.798	< 0.001
Ownership	0.244	0.181	3.036	0.002

regulatory to general market and conversational discourse, respectively. Legal documents, lawsuit discussions, and policy analyses push the readability towards the “post-graduate” levels.

### 3.4 Triangulation of Inference: Three Routes of Evidence

#### 3.4.1 Route 1: Distributional Comparison

Table 3 summarizes the average alignment of discourse sections with each of the four artist-identified frames: Threat, Utility, Transparency, and Ownership. It reports, for each frame, the corpus-wide mean alignment  $\hat{P}$ , the Lovato survey proportion  $P_0$ , the  $z$ -statistic, and two-tailed  $p$ -value. In every case except Threat, public discourse deviates significantly from artists’ own priorities (all  $p \leq 0.002$ ). Specifically:

- **Threat** does not have a significantly different representation ( $\hat{P} = 0.256$  vs.  $P_0 = 0.271$ ,  $z = -0.721$ ,  $p = 0.471$ ).
- **Utility** is over-emphasized compared to artists’ valuation ( $\hat{P} = 0.314$  vs.  $P_0 = 0.197$ ,  $z = 5.245$ ,  $p < 0.001$ ).
- **Transparency** is most severely under-emphasized ( $\hat{P} = 0.186$  vs.  $P_0 = 0.351$ ,  $z = -8.798$ ,  $p < 0.001$ ).
- **Ownership** is also over-emphasized ( $\hat{P} = 0.244$  vs.  $P_0 = 0.181$ ,  $z = 3.036$ ,  $p < 0.002$ ).

#### Route 2: Prototype Similarity

Figure 4 plots the mean cosine similarity between each section summary and the prototype phrase per frame. Utility remains highest ( $\sim 0.50 - 0.60$ ), Threat and Ownership are mid-range ( $\sim 0.30 - 0.40$ ), and Transparency is near zero across the entire period, indicating chronic under-emphasis. Wilcoxon rank-sum tests (Table 6) reveal a post-2024 increase in Ownership ( $p=0.043$ ) and decrease in Threat ( $p=0.0035$ ); other year cuts are not significant. Combined with Route-1, these results confirm that artists’ central demand, transparency, remains systematically muted in public discourse.

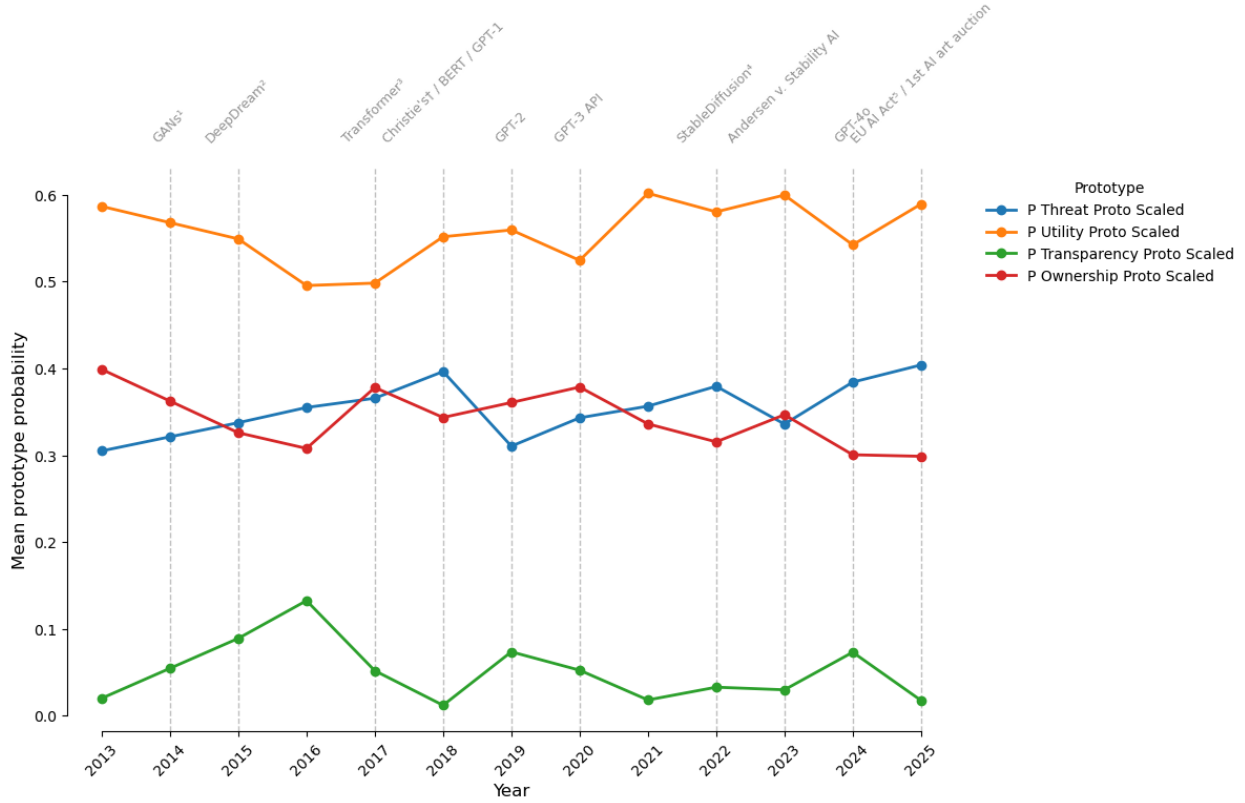


Figure 3: Distribution of prototype similarities over years 2013-2025 with key milestones in light gray.

### Route 3: Geometric Prediction

Random-forest ensembles predict D2 quartiles at 79% weighted-accuracy (78% macro-accuracy) and 2-D quadrants at 82% weighted-accuracy (81% macro-accuracy), with D1 quartiles at 62% weighted-accuracy (62% macro-accuracy). Top features mix content n-grams (e.g. neural, image) and style metrics (log FK grade, lexical diversity, subjectivity), confirming that register is part of what defines the axes. In particular, readability and lexical diversity reliably separate legal/technical texts from market/community coverage, echoing Fig. 4’s accessibility gradient (below). Across all three rounds of classifiers, readability and lexical diversity were always in the top 10 most important features and usually within the top six (out of >12,000 features).

## 3.5 Linguistic Metrics

Figure 4 shows each topic’s median section-level lexical diversity from 2013 through 2025, with key milestones indicated in light gray. A few things stand out:

- Topic 3 (“Threat”) jumps sharply in 2016 ( $\sim 0.60$ ) and again in 2019–2020 (peaking at  $\sim 0.69$ ), suggesting that when conversations turn explicitly to AI as a threat, authors deploy a wider variety of expressions—perhaps to diagnose new risks and metaphors.
- Topic 2 (“Community & Artistic Practice”) peaks in 2021 ( $\sim 0.62$ ), coinciding with the

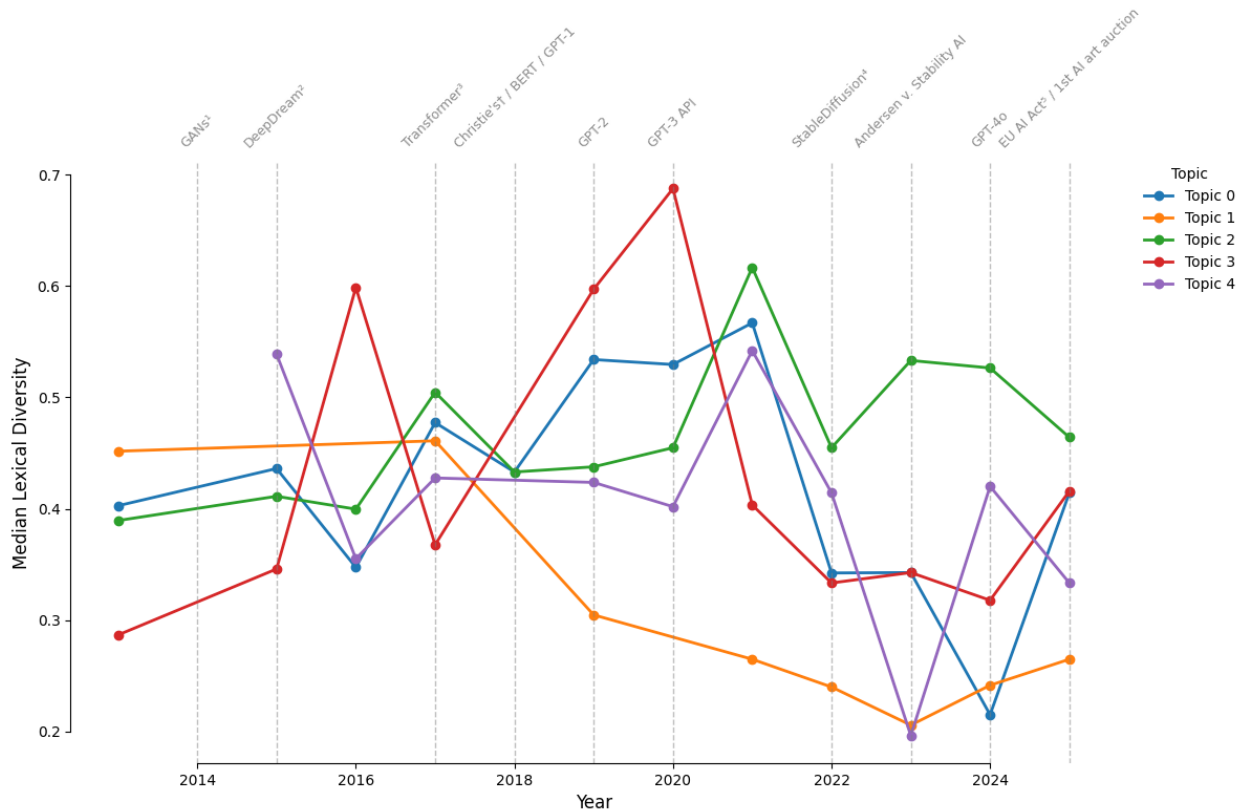


Figure 4: Median lexical diversity by topic over time with key milestones in light gray.

post–Stable Diffusion surge in artist-facing blog posts and forum threads, which often mix technical how-to’s, personal testimony, and creative manifesto language.

- In contrast, Topic 1 (“General Market”) and Topic 4 (“Legal & Regulatory”) gradually decline in diversity after 2017, bottoming out around 2023. That may reflect the standardization of market and policy jargon once key precedents and regulatory frameworks had been established.

Taken together, these oscillations in diversity map onto the technology and legal milestones we’ve already traced in Figure 2. Peaks in diversity often align with new narrative needs—e.g., fresh metaphors for threat (2016) and community responses (2021)—whereas more “settled” storylines around market sizing or legal norms show less lexical variety.

Figure 5 presents a Pearson-correlation heatmap over our section-level features (sentiment, subjectivity, readability, lexical diversity, log-article-word-count,  $D1$ ,  $D2$ , and prob\_consensus). A few key patterns emerge:

- **Lexical Diversity ↔ Flesch–Kincaid Grade** ( $r = -0.61$ ): As FK grade goes up, diversity goes down. In practice, the highest-grade passages (post-graduate readability) live in highly specialized subfields—either deep engineering or formal legal discourse—which tend to recycle a smaller core of technical or legal terms rather than drawing on a broad vocabulary.

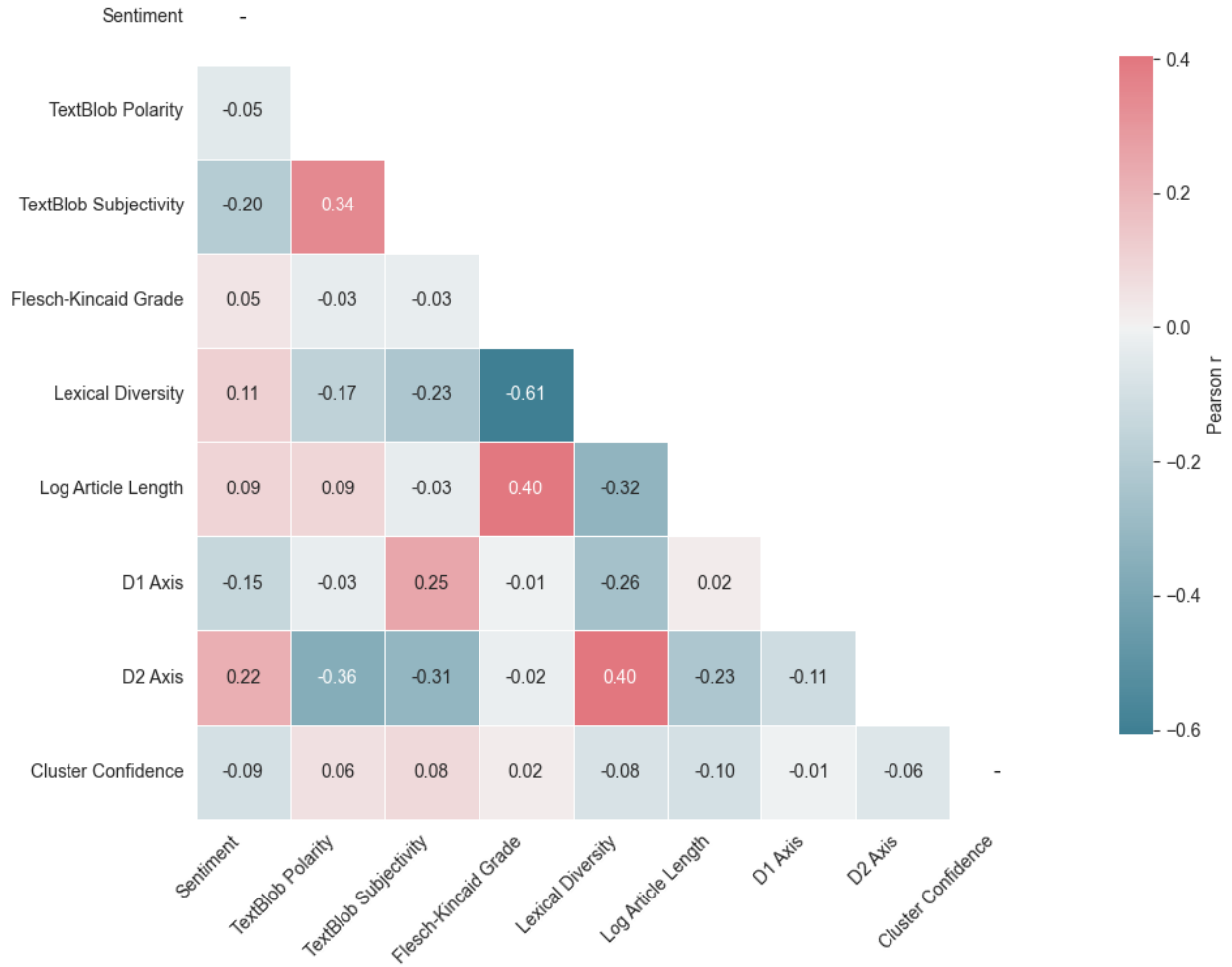


Figure 5: Correlations of linguistic and topic metrics (*definitions in Table 4*).

### Axes vs. Diversity & Readability

Metric	Definition
Sentiment	Transformer-based model (cardiffnlp/twitter-roberta-sentiment)
TextBlob Polarity	TextBlob’s rule-based polarity score (−1 to +1)
TextBlob Subjectivity	TextBlob’s rule-based subjectivity score (0 to 1)
Flesch-Kincaid Grade	Textstat’s FK grade level readability metric
Lexical Diversity	Unique tokens ÷ total tokens per section
Log Article Length	$\log_e(1 + \text{total word count of article})$
D1 Axis	Consensus UMAP-1 coordinate (Artistic to Technical)
D2 Axis	Consensus UMAP-2 coordinate (Market to Legal)
Cluster Confidence	Normalized distance-to-centroid pseudo-probability from BERTopic

Table 4: Metric definitions for *Fig 5. Section-Level Correlations of Linguistic & Topic Metrics*.

- $D1 \leftrightarrow$  **Lexical Diversity** ( $r = -0.26$ ): Moving toward the technical end of  $D1$  correlates with lower diversity, echoing our readability finding that high- $D1$  sections demand higher grade-levels to parse (they use a narrow band of jargon repeatedly).
- $D2 \leftrightarrow$  **Lexical Diversity** ( $r = +0.40$ ): Moving up the legal/IP end of  $D2$  correlates with higher diversity—legal and policy debates often invoke a broader palette of statutory, philosophical, and economic terms.

### Axes vs. Sentiment & Subjectivity

- $D1 \leftrightarrow$  **Sentiment** ( $r = -0.15$ ): Technical passages skew slightly more negative—perhaps reflecting critical or cautionary assessments of model limitations.
- $D2 \leftrightarrow$  **Sentiment** ( $r = +0.22$ ) **and** ( $r = -0.36$ ) **with polarity**: Legal/regulatory sections trend less positive and less subjective overall, consistent with the formal, prescriptive tone of policy and copyright discourse.

**Probability of Consensus (prob\_consensus)** The lack of strong correlations between the probability of consensus and any other metric ( $|r| < 0.10$ ) indicates that our consensus-based topic assignments are not simply a byproduct of section length, readability, or sentiment—they represent a distinct semantic signal.

## 4 Discussion

Our analysis uncovers a persistent gap between the dominant frames of public discourse on generative AI art and the lived priorities of artists themselves. By integrating large-scale, chronologically mapped media data with the survey benchmarks from Lovato et al. [9], we document both moments of alignment and misalignment that shed light on the cultural politics of AI in art.

### 4.1 Misalignment Between Public Discourse and Artists’ Frames

The corpus reveals that media and public discourse overwhelmingly foreground technical advancements (Topic 0: Technical engineering) and narratives of market utility and adoption (Topic 1), particularly following major AI breakthroughs. In contrast, the frames that artists themselves emphasize—especially transparency in model training data and concerns over ownership and labor rights—are consistently marginalized. The frames between the public and artists align mainly in response to episodic “flashpoint events”, such as landmark lawsuits (e.g., Andersen v. Stability AI) or major legislative debates (e.g., EU AI Act).

Direct hypothesis tests (Table 3) reinforce this divergence. Public discourse systematically underrepresents calls for transparency ( $\hat{P} = 0.186$  vs.  $P_0 = 0.351$ ,  $p < 0.001$ ), while overemphasizing narratives of AI’s utility ( $\hat{P} = 0.314$  vs.  $P_0 = 0.197$ ,  $p < 0.001$ ) and ownership debates ( $\hat{P} = 0.244$  vs.  $P_0 = 0.181$ ,  $p = 0.002$ ). “Threat” as a frame achieves rough parity ( $\hat{P} = 0.256$  vs.  $P_0 = 0.271$ ). However, the topic never dominates annual discourse, despite being the majority experience among surveyed artists. These patterns suggest that mainstream channels are structurally less responsive to artist-driven anxieties, except around moments of public controversy.

## 4.2 Dynamics and Structure of Discourse

Our multidimensional approach reveals that thematic dominance is neither stable nor symmetric. Technical engineering (Topic 0) frames surge and recede in tandem with new model releases, while legal and transparency concerns remain episodic. Legal and ethical (Topic 4) frames amplify around regulatory and artistic “flashpoints” but otherwise recede from view. Utility narratives, which have historically been amplified by market excitement and optimism, have grown increasingly prominent in the public conversation from 2020 onwards, vastly outpacing surveyed artists’ more measured or ambivalent stance on AI’s benefits.

Moreover, the consensus-based embedding and clustering pipeline surfaces not only five stable discourse frames, but also demonstrates that debates are structured along two continuous semantic axes—spanning from community-oriented, future-focused artistic to technical-engineering discourse (*D1*), and from general market to formal legal and regulatory discourse (*D2*). This multidimensionality captures the richness of public conversations, while clarifying where and how artists’ concerns are sidelined.

## 4.3 Linguistic Accessibility and Gatekeeping

A key, and often overlooked, equity finding is the pronounced gradient in linguistic complexity across discourse axes. Texts that score highly on the technical (*D1*) and legal (*D2*) spectra demand post-graduate reading levels, effectively raising barriers for artists and non-specialists. Legal and technical “gatekeeping” may not be intentional, but risks disempowering those whose economic livelihoods and creative identities are most affected by generative-AI. Instead, general-market and artistic frames trend towards greater readability, better aligning with practices of inclusive dialogue. Any effort to democratize policy or public engagement in this space must confront these structural hurdles to accessibility.

## 4.4 Diversity, Style, and the Evolution of Public Frames

Our longitudinal analysis of lexical diversity demonstrates that the texture of discourse is dynamic, peaking around narrative innovation and shrinking as market or legal vocabularies stabilize. For instance, the language of “Threat” reaches its expressive height when new risks are first debated. Further, legal and policy topics see declining diversity as regulatory schemas settle. This cycle may imply that public narratives calcify quickly, which could potentially shut down new ways of articulating artist concerns or imagining alternative futures as debates mature.

## 4.5 Theoretical Implications

By aligning machine-discovered topic clusters with survey-elicited artist priorities, our work advances both computational cultural analytics and the critical social study of AI in the arts. We show empirically how stakeholder frames may be dominated by technological and market logics, even as artists themselves remain divided, ambivalent, and resistant to simplistic narratives. The findings complicate the “pro-AI” vs. “anti-AI” binary, suggesting instead a rotating spotlight of public salience with artist-centered issues persistently struggling for sustained visibility.

## 4.6 Limitations

Our analysis is subject to several limitations. First, our search-term-based, English-only corpus is likely to under-sample non-Western, non-English voices, and may not capture intracultural variation in artistic priorities. Our methodology privileges prominent, indexed, or digitized content and may overlook vernacular or grassroots expressions. Finally, we are constrained by the coarseness of topic mapping. Future work would benefit from closer-genre-specific analysis and triangulation with further qualitative inquiry.

## 4.7 Future Directions

To deepen understanding and address these gaps, we propose three main expansions:

1. **Sub-genre and Network Analysis:** Disaggregate topic trends by media type and map influence networks to trace how artist concerns do or do not map to mainstream narratives.
2. **Mixed-Methods Integration:** Combine this consensus-based, transformer-driven mapping with in-depth interviews of artists to ground computational findings in lived experience.
3. **Equity and Readability Interventions:** Design and evaluate interventions aimed at translating dense technical discourse into accessible language to artists and advocates, in partnership with communities most affected by AI-generated art.

Finally, future work will further develop this reproducible methodology for longitudinal and multimodal corpora [12].

## 5 Conclusion

By integrating transformer embeddings, consensus clustering, and aligned multidimensional projections, we have mapped over a decade of generative AI discourse in art through five robust thematic clusters. Our analysis reveals a persistent and consequential divergence: while artists emphasize threats to creative labor, demands for transparency, concerns about ownership, and questions of utility, these frames are consistently overshadowed in public and scholarly narratives by technical innovation and market optimism. Legal, ethical, and labor-focused issues only become salient during episodic “flashpoints,” such as lawsuits or regulatory debates, before receding from view.

This misalignment matters. When the priorities of those most affected by generative AI—artists and creative workers—are sidelined, technological and regulatory trajectories are shaped by a selective and often self-reinforcing version of progress. Systems built on such narratives risk perpetuating inequity beneath the banner of innovation.

Our findings call for more sustained, inclusive, and critical engagement in both media and policy with the concerns of creative practitioners. Future research should broaden this consensus-based, multimodal approach to include non-English, non-Western, and underrepresented voices, and should combine large-scale computational mapping with qualitative, in-depth engagement with artists and communities. Only by bridging this discursive divide can the evolution of generative AI in art be guided by the diverse values, rights, and aspirations of those it most directly impacts.



## Acknowledgments

We gratefully acknowledge the advice, support, and inspiration of many colleagues and collaborators throughout this project. We extend a special thank you to Juniper L. Lovato, Julia Zimmerman, and Matt Potts for their insight, encouragement, and generosity. Their contributions and guidance were invaluable to the development of this work.

## References

- [1] Sarah et al. Andersen. Andersen v. stability ai et al. (2023), 2023. U.S. District Court, N.D. California, Case No. 3:23-cv-00201.
- [2] Ahmed Elgammal, Bingchen Liu, Mohamed Elhoseiny, and Marianella Mazzone. CAN: Creative adversarial networks, generating “art” by learning about styles and deviating from style norms. arXiv preprint arXiv:1706.07068, 2017.
- [3] European Commission. Proposal for a regulation on ai. White paper, European Commission, 2025.
- [4] Ian Goodfellow, Jérôme Pouget-Abadie, Mehdi Mirza, Bing Xu, David Warde-Farley, Sherjil Ozair, Aaron Courville, and Yoshua Bengio. Generative adversarial nets. In *Advances in Neural Information Processing Systems*, volume 27, 2014.
- [5] J. C. Gower. Generalized procrustes analysis. *Psychometrika*, 40(1):33–51, 1975.
- [6] Maarten Grootendorst. BERTopic: Topic modeling with transformers. *Journal of Open Source Software*, 7(77):3824, 2022.
- [7] Lawrence Hubert and Phipps Arabie. Comparing partitions. *Journal of Classification*, 2(1): 193–218, 1985.
- [8] Ryo Kawakami and S. Venkatagiri. The impact of generative ai on artists. In *Proceedings of the 16th Conference on Creativity & Cognition*, pages 79–82. Association for Computing Machinery, 2024.
- [9] Juniper Lovato and *et al.* Foregrounding artist opinions: A survey study on transparency, ownership, and fairness in ai generative art. In *Proceedings of the 2024 CHI Conference on Human Factors in Computing Systems*. Association for Computing Machinery, 2024.
- [10] Leland McInnes, John Healy, and James Melville. Umap: Uniform manifold approximation and projection. *Journal of Open Source Software*, 3(29):861, 2018.
- [11] Alexander Mordvintsev, Chris Olah, and Mike Tyka. Inceptionism: Going deeper into neural networks. 2015. Google Research Blog.
- [12] Oliver Muellerklein. Retomap: Reproducible, consensus-based transformer topic modeling for longitudinal and multimodal corpora. Manuscript in preparation, 2025.

- [13] Aditya Ramesh, Mikhail Pavlov, Gabriel Goh, Scott Gray, Chelsea Voss, Alec Radford, Mark Chen, and Ilya Sutskever. Zero-shot text-to-image generation. In *Proceedings of the International Conference on Machine Learning*, 2021.
- [14] Nils Reimers and Iryna Gurevych. Making monolingual sentence embeddings multilingual using knowledge distillation. In *Proceedings of the 2020 Conference on Empirical Methods in Natural Language Processing (EMNLP)*, pages 4515–4528. Association for Computational Linguistics, 2020.
- [15] Robin Rombach, Andreas Blattmann, Dominik Lorenz, Patrick Esser, and Björn Ommer. High-resolution image synthesis with latent diffusion models. In *Proceedings of the IEEE/CVF Conference on Computer Vision and Pattern Recognition*, pages 10674–10685, 2022.
- [16] Peter J. Rousseeuw. Silhouettes: A graphical aid to the interpretation and validation of cluster analysis. *Journal of Computational and Applied Mathematics*, 20:53–65, 1987.
- [17] Milad Saeedi and Mohammad Taleghani. Uncovering the discourses around the diffusion of generative art: A topic modeling approach. In *Proceedings of the Thirty-first Americas Conference on Information Systems*, 2025.
- [18] Gerald Salton and Christopher Buckley. Term-weighting approaches in automatic text retrieval. *Information Processing & Management*, 24(5):513–523, 1988.
- [19] Ashish Vaswani, Noam Shazeer, Niki Parmar, Jakob Uszkoreit, Llion Jones, Aidan N. Gomez, Łukasz Kaiser, and Illia Polosukhin. Attention is all you need. In *Advances in Neural Information Processing Systems*, volume 30, 2017.
- [20] Thomas Wolf, Lysandre Debut, Victor Sanh, Julien Chaumond, et al. Transformers: State-of-the-art natural language processing. In *Proceedings of the 2020 Conference on Empirical Methods in Natural Language Processing: System Demonstrations*, pages 38–45. Association for Computational Linguistics, 2020.

## A Appendix: Additional Tables & Figures

Search Phrase	Relevant Documents in Top 10 Google Results
AI art	4
AI generated art	5
AI art impact on artists	7
Effects of AI image generators on artists' careers	5
Artists' responses to generative AI	7
Artists' concerns about AI art	5
Interviews with artists about AI image generators	8
How AI affects freelance artists	9
AI copyright challenges for artists	12
Artists suing AI companies	10
How artists adapt to AI tools	6
Artists protest AI training data usage	7
Artists' opinion on DeepDream art	10
AI art exhibition	8
Art incorporating AI	11
Creatives and AI	9
AI and the creative job market	11

Table 5: **Breadth of search phrases and prevalence of relevant sources.** Left: search phrases used to build the document corpus. Right: the number of relevant documents found in the first page of Google search results for each phrase. For some search terms, Google supplemented the standard 10 text links with up to 5 suggested video results, so the maximum possible total per search could exceed 10 (values above 10 reflect this).

Table 8: Top predictive features across Route-3 ensembles. Importances are min-max normalized within ensemble. Results are from splitting the D1 and D2 axes into 4 quadrants as targets (Y), one at a time. Quad-4 results are from using the 2-dimensional quadrants as targets (Y).

feature	D1_q	D2_q	Quad-4	Mean importance
think	0.380	0.918	1.000	0.766
like	0.481	1.000	0.807	0.762
know	0.725	0.708	0.791	0.742
thing	0.663	0.576	0.945	0.728
log_fk_grade	0.636	0.509	0.615	0.587
lexical_diversity	0.675	0.480	0.463	0.539
image	0.822	0.213	0.560	0.532
tb_subjectivity	0.862	0.379	0.322	0.521
not	0.521	0.480	0.444	0.482
prob_consensus	0.722	0.349	0.335	0.469

Continued on next page

Table 8: Top predictive features across Route-3 ensembles. Importances are min-max normalized within ensemble. Results are from splitting the D1 and D2 axes into 4 quadrants as targets (Y), one at a time. Quad-4 results are from using the 2-dimensional quadrants as targets (Y).

feature	D1_q	D2_q	Quad-4	Mean importance
yeah	0.323	0.670	0.387	0.460
go	0.381	0.544	0.426	0.451
tb_polarity	0.400	0.457	0.409	0.422
tw_sent	0.635	0.274	0.301	0.403
kind	0.365	0.410	0.399	0.391

Table 6: Wilcoxon rank-sum pre/post milestone tests for prototype frames. Two-sided  $z$  statistics and raw  $p$  values;  $q$  values are Benjamini–Hochberg FDR within frame (12 tests). Direction encodes change in the post period relative to pre. Significance: \*\*  $q < 0.05$ ; \*  $p < 0.05$  (unadjusted); †  $p < 0.10$ .

(a) Transparency							
Frame	Year	$z$	Milestone	$p$	$q$	Direction	Sig
Transparency	2014-2025	NA	–	>0.05	NA	NA	
(b) Threat							
Frame	Year	$z$	Milestone	$p$	$q$	Direction	Sig
Threat	2014-2020	NA	–	>0.1	NA	NA	
Threat	2021	-1.95	2021	5.072e-02	0.152	↓ post	†
Threat	2022	-1.93	StableDiffusion <sup>4</sup>	5.377e-02	0.152	↓ post	†
Threat	2023	-1.46	Andersen v. Stability AI	1.455e-01	0.225	↓ post	
Threat	2024	-2.92	GPT-4o	3.514e-03	<b>0.042</b>	↓ post	**
Threat	2025	-1.89	EU AI Act <sup>5</sup> /1st AI art auction	5.931e-02	0.152	↓ post	†
(c) Ownership							
Frame	Year	$z$	Milestone	$p$	$q$	Direction	Sig
Ownership	2014-2020	NA	–	>0.1	NA	NA	
Ownership	2021	1.66	2021	9.712e-02	0.325	↑ post	†
Ownership	2022	1.62	StableDiffusion <sup>4</sup>	1.062e-01	0.325	↑ post	
Ownership	2023	1.32	Andersen v. Stability AI	1.875e-01	0.325	↑ post	
Ownership	2024	2.02	GPT-4o	4.316e-02	0.325	↑ post	*
Ownership	2025	1.31	EU AI Act <sup>5</sup> /1st AI art auction	1.895e-01	0.325	↑ post	
(d) Utility							
Frame	Year	$z$	Milestone	$p$	$q$	Direction	Sig
Utility	2014-2017	NA	–	>0.1	NA	NA	
Utility	2018	-1.85	Christie’s <sup>†</sup> /BERT/GPT-1	6.409e-02	0.256	↓ post	†
Utility	2019	-1.95	GPT-2	5.103e-02	0.256	↓ post	†
Utility	2020	-1.45	GPT-3 API	1.477e-01	0.443	↓ post	
Utility	2021	-1.90	2021	5.682e-02	0.256	↓ post	†
Utility	2022-2025	NA	–	>0.1	NA	NA	

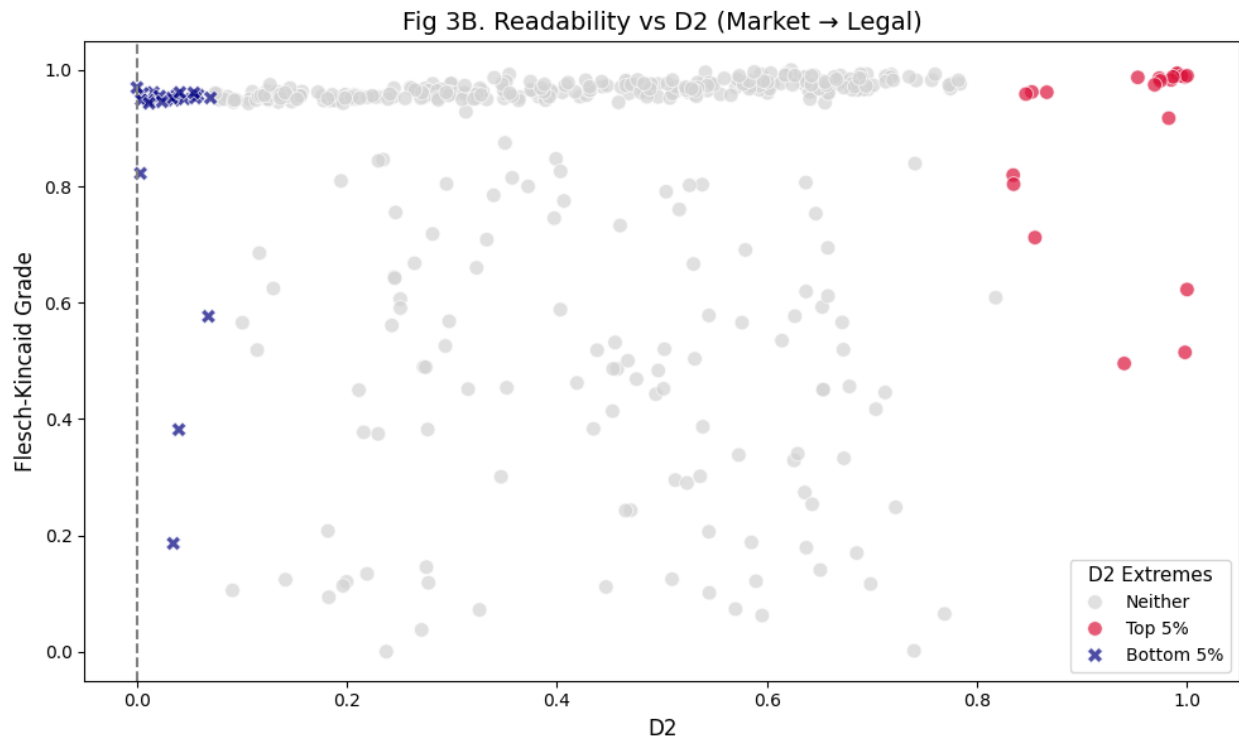
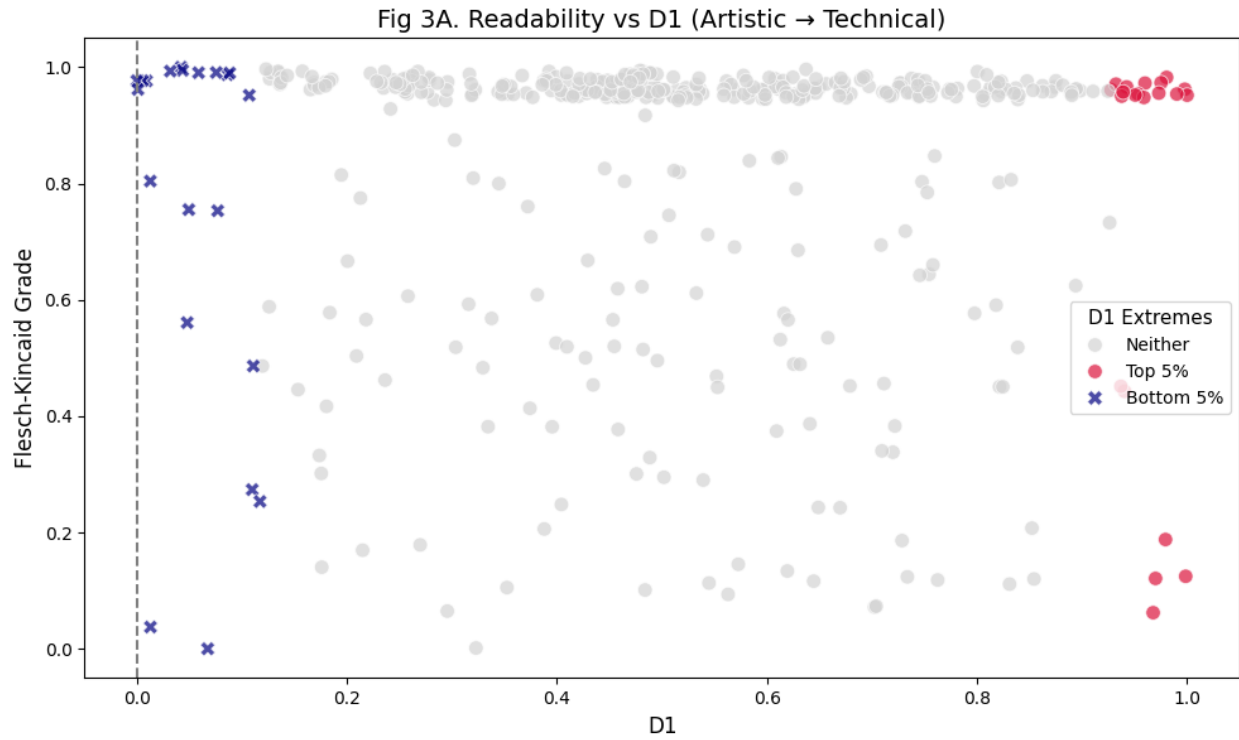


Figure 6: Readability across both axes. A: Readability across the Artistic to Technical Engineering discourse spectrum (D1). B: Readability across the General Market to Legal & Regulatory discourse spectrum (D2).

Table 7: Route 3 results: confusion matrices (counts and row-normalized) and averaged feature importances for the RF ensembles.

(a) D1 quadrants (D1\_q): confusion matrices

	Pred 1	Pred 2	Pred 3	Pred 4		Pred 1	Pred 2	Pred 3	Pred 4
True 1	16	2	3	1	True 1	0.727000	0.091000	0.136000	0.045000
True 2	4	13	3	1	True 2	0.190000	0.619000	0.143000	0.048000
True 3	4	4	9	4	True 3	0.190000	0.190000	0.429000	0.190000
True 4	1	0	6	15	True 4	0.045000	0.000000	0.273000	0.682000

(b) D2 quadrants (D2\_q): confusion matrices

	Pred 1	Pred 2	Pred 3	Pred 4		Pred 1	Pred 2	Pred 3	Pred 4
True 1	22	0	0	0	True 1	1.000000	0.000000	0.000000	0.000000
True 2	3	14	1	3	True 2	0.143000	0.667000	0.048000	0.143000
True 3	1	3	13	4	True 3	0.048000	0.143000	0.619000	0.190000
True 4	0	1	3	18	True 4	0.000000	0.045000	0.136000	0.818000

(c) 2D quadrant labels (quad4\_sign): confusion matrices

	Pred 1	Pred 2	Pred 3	Pred 4		Pred 1	Pred 2	Pred 3	Pred 4
True 1	20	1	1	0	True 1	0.909000	0.045000	0.045000	0.000000
True 2	7	12	1	1	True 2	0.333000	0.571000	0.048000	0.048000
True 3	2	0	14	5	True 3	0.095000	0.000000	0.667000	0.238000
True 4	2	0	1	19	True 4	0.091000	0.000000	0.045000	0.864000