

# Uncovering Cross-Linguistic Disparities in LLMs using Sparse Autoencoders

Richmond Sin Jing Xuan<sup>1</sup>, Jalil Huseynov<sup>1</sup>, Yang Zhang<sup>1</sup>

<sup>1</sup> National University of Singapore

## Abstract

Multilingual Large Language Models (LLMs) exhibit strong cross-linguistic generalization, yet medium-to-low resource languages underperform in common benchmarks (ARC-C, MMLU, HellaSwag). We analyze activation patterns in Gemma-2-2B across all 26 residual layers and 10 languages: Chinese (zh), Russian (ru), Spanish (es), Italian (it); medium-to-low resource languages: Indonesian (id), Catalan (ca), Marathi (mr), Malayalam (ml), Hindi (hi), with English (en) as the reference—using Sparse Autoencoders (SAEs), revealing systematic disparities—medium-to-low resource languages receive up to 26.27% lower activations in early layers, persisting at 19.89% in deeper layers. To address this, we apply activation-aware fine-tuning via LoRA, leading to substantial activation gains (e.g., Malayalam 87.69%, Hindi 86.32%) while maintaining English retention ( $\sim 91\%$ ). Post-fine-tuning, benchmarks show modest but consistent improvements, highlighting activation alignment as a crucial factor in multilingual LLM performance.

## 1 Introduction

Large Language Models (LLMs), such as GPT-4 (OpenAI, 2023), Gemma (DeepMind, 2024), and LLaMA 3 (AI, 2024), demonstrate strong multilingual capabilities in zero-shot and few-shot settings. These models leverage shared cross-linguistic representations, enabling them to process both high- and low-resource languages. However, multilingual training data remains highly imbalanced, with English dominating most pre-training corpora. OpenAI (2023) reported that 92.65% of GPT-3’s training tokens were English, while Meta (2024) disclosed that non-English data makes up just over 5% of LLaMA 3’s dataset. This raises concerns about whether LLMs are disproportionately optimized for high-resource languages (Blasi et al., 2021).

To investigate this multilingual performance gap, we leverage Sparse Autoencoders (SAEs) (Cunningham et al., 2023)—an interpretability tool designed to analyze internal neuron activations in LLMs. SAEs have been widely used in mechanistic interpretability research (Bricken et al., 2023; Templeton et al., 2024; Kissane et al., 2024) to extract structured, human-interpretable features from complex activations. Unlike embeddings, which measure representational similarity, SAEs provide direct insights into how LLMs process different languages at the neuron activation level. A key recent advancement in this space is Gemma Scope (Lieberum et al., 2024), an open-source framework that applies SAEs to Gemma-2-2B (Riviere et al., 2024), allowing for precise layer-wise analysis of neuron activations linked to linguistic properties. Building on this framework, we investigate whether LLMs exhibit systematic activation disparities between high-resource and medium-to-low resource languages, despite similar embeddings. Using SAEs on Gemma-2-2B, we conduct a layer-wise activation analysis across multiple languages to assess whether activation differences contribute to the multilingual performance gap.

Our key contributions are as follows:

1. We analyze embedding similarity across languages and demonstrate that despite appearing to capture all languages similarly, LLMs exhibit significant performance disparities in real-world tasks, as evidenced by lower scores for medium-to-low resource languages on Okapi’s evaluation framework (Lai et al., 2023).
2. We conduct a layer-wise SAE activation study, showing that medium-to-low resource languages exhibit significantly lower activation values compared to high-resource languages, particularly in the early layers of processing.
3. We demonstrate that fine-tuning with activation alignment reduces activation disparities and yields modest improvements in model performance,

providing a foundation for future work in improving multilingual representations in LLMs.

Our findings challenge the assumption that embedding similarity guarantees equal linguistic understanding and highlight the importance of activation-based interpretability techniques in multilingual NLP. By identifying and quantifying cross-linguistic activation disparities, we contribute to the broader discourse on multilingual fairness and propose new strategies for improving LLM performance on medium-to-low resource languages.

## 2 Methodology

In this section, we outline our methodology for investigating multilingual representation in LLMs. We first introduce the dataset and preprocessing pipeline. Next, we assess whether LLMs encode different languages equally. To evaluate whether these similarities translate to actual performance, we conduct multilingual benchmark tests using Okapi’s framework. Finally, we perform SAE-based activation analysis to uncover deeper activation disparities across languages and apply fine-tuning with activation alignment to mitigate activation disparities and improve model performance.

### 2.1 Data Collection and Preprocessing

We use the Neuronpedia (Joseph Bloom and Chanin, 2024) dataset, which contains 16,384 interpretable neuron features across all 26 layers of Gemma-2-2B. Each feature represents a learned linguistic property identified via SAE decomposition. To construct our dataset, we first apply tokenization constraints by segmenting each English phrase using a  $\pm 3$  token window around the most activated token, preserving contextual relevance while ensuring efficient processing.

We then extract top-activated English phrases exceeding an 80% activation threshold relative to the highest activation in that feature and translate them into nine languages (*zh, ru, es, it, id, ca, mr, ml, hi*) using Helsinki-NLP models (Tiedemann and Thottingal, 2020; Tiedemann et al., 2023). This yields a multilingual dataset of approximately six million phrases.

### 2.2 Embedding-Based Activation Analysis

We analyze cross-linguistic representations in Gemma-2-2B by computing cosine similarity between residual activations of English phrases and their translations across nine languages. In our collected dataset, each phrase is associated with

different feature indices. We use data from feature indices sampled at intervals of 16, selecting  $\{16i \mid i \in \{0, \dots, 999\}\}$  from 16,384 available indices to balance efficiency and representativeness.

To obtain fixed-size activation vectors, we apply mean pooling over token activations per phrase. For each layer, we compute the cosine similarity between activation vectors of translated phrases and their English counterparts and then average these values across all phrases. This yields per-layer similarity scores that quantify embedding alignment across languages, further discussed in Section 3.1.

### 2.3 Multilingual Benchmark Evaluation

Using Okapi’s framework, we evaluate LLMs accuracy on multilingual MMLU (Hendrycks et al., 2020), HellaSwag (Zellers et al., 2019), and ARC-Challenge (Clark et al., 2018), comparing high-resource and medium-to-low resource languages to assess alignment between embeddings and actual performance.

### 2.4 SAE-Based Activation Analysis

To go beyond embeddings, we analyze activation-level disparities using SAEs trained on Gemma-2-2B. Given a phrase  $P$  in language  $L$ , we extract its activation vector at layer  $l$ :

$$A_l^L = \text{SAE}(P, l)$$

For each feature index, multiple phrases contribute activation values. We compute the mean activation per index by averaging across all associated phrases, allowing a direct comparison of activation magnitudes at each index.

### 2.5 Cross-Linguistic Activation Disparities

Finally, we quantify activation differences between high-resource and medium-to-low resource languages. For each layer  $l$ , we compute the percentage activation gap between the two groups:

$$\Delta A_l = \frac{\bar{A}_{\text{high}} - \bar{A}_{\text{med-low}}}{\bar{A}_{\text{high}}} \times 100$$

where  $\bar{A}_{\text{high}}$  and  $\bar{A}_{\text{med-low}}$  represent the mean activation scores for high-resource and medium-to-low resource languages, respectively. By analyzing  $\Delta A_l$  across all layers, we uncover whether LLMs activate differently for different language groups, highlighting potential biases in how features are learned and processed.

## 2.6 Fine-Tuning for Improved Model Performance

To enhance multilingual performance, we apply LoRA-based fine-tuning (Hu et al., 2021) with an activation alignment objective. The loss function is defined as:

$$f(u_l, v_l) = |u_l - v_l| + \alpha \cdot \|u_l - u_{\text{orig},l}\|^2$$

where  $u_l$  represents the activation of English at layer  $l$ ,  $v_l$  represents the activation of a corresponding language, and  $u_{\text{orig},l}$  is the original English activation recorded in Neuronpedia. The first term minimizes activation gaps between English and the target language, while the second term ensures English activations remain stable during fine-tuning. Fine-tuning results are analyzed in Section 3.3.

## 3 Experiments

We conduct experiments using the Gemma-2-2B model and analyze cross-linguistic activation patterns with Gemma Scope, an interpretability framework based on Sparse Autoencoders (SAEs).

Section 3.1 examines the gap between embedding similarity and benchmark performance, highlighting multilingual disparities. Section 3.2 analyzes activation differences across languages using SAEs. Section 3.3 evaluates fine-tuning with activation alignment to reduce activation gaps and enhance cross-linguistic performance.

### 3.1 Embedding-Based Performance Disparities

Embedding similarity is often used as a proxy for multilingual generalization (Dubossarsky et al., 2020), but our analysis shows it does not always correlate with strong benchmark performance.

We compute cosine similarity between English residual activations and their translations in nine languages using Gemma-2-2B. As shown in Figure 1, similarity declines in the initial and final layers, aligning with their encoding and text generation roles (Zhang et al., 2024). In intermediate layers, most languages—except Malayalam and Marathi—maintain similarity above 0.8, while all remain above 0.7, aside from slight dips in some middle layers. However, despite strong embedding alignment, benchmark results (Figure 2) reveal substantial performance gaps.

While residual activation similarities remain high, ARC-Challenge (10-shot) scores drop from 53.67% (English) to 26.16% (Marathi) and

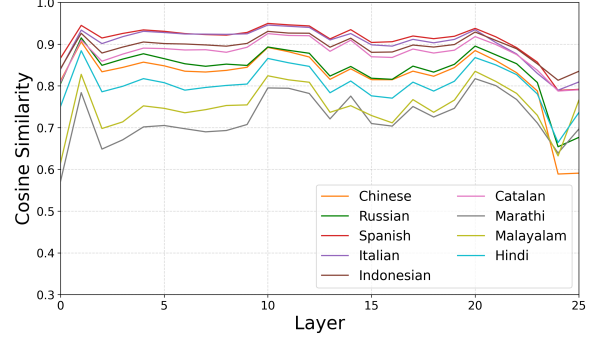


Figure 1: Cross-linguistic embedding similarity between English and nine languages across all layers.

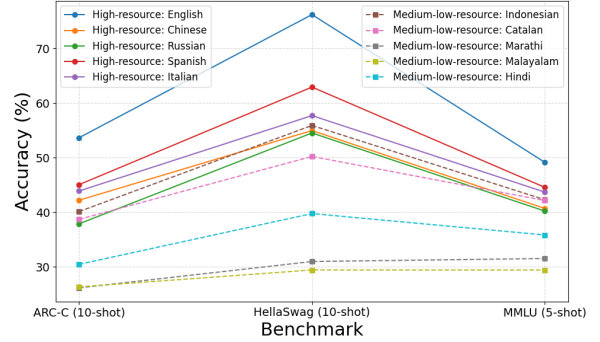


Figure 2: Performance between high-resource and medium-to-low resource languages across all benchmarks.

26.34% (Malayalam), and HellaSwag (10-shot) shows a 46.79% gap between English and Malayalam, indicating surface-level alignment does not guarantee equitable activation dynamics. Furthermore, medium-to-low resource languages consistently underperform across all benchmarks, particularly ARC-Challenge and MMLU, where Hindi, Marathi, and Malayalam score significantly lower despite high embedding similarity (Robinson et al., 2023).

### 3.2 SAE-Based Activation Analysis

To investigate performance disparities, we analyze cross-linguistic activation patterns using Sparse Autoencoders (SAEs). Figure 3 visualizes activation differences across 26 layers.

These differences lead to three key observations:

1. Peak disparities in early layers. Activation gaps are largest at layer 6 (26.27%), suggesting weaker encoding of lower resource languages, consistent with prior findings on syntactic and semantic feature activation (Nanda et al., 2024).
2. Reduction but persistence of disparities in deeper

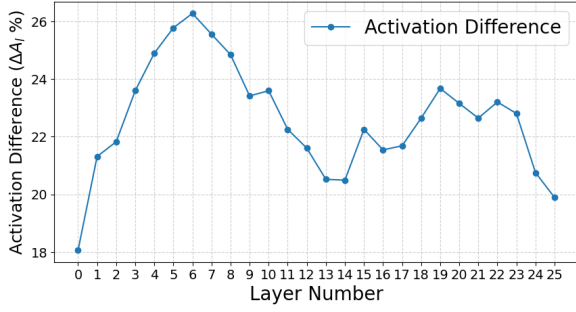


Figure 3: Differences in activation between high-resource and medium-to-low resource languages across layers.

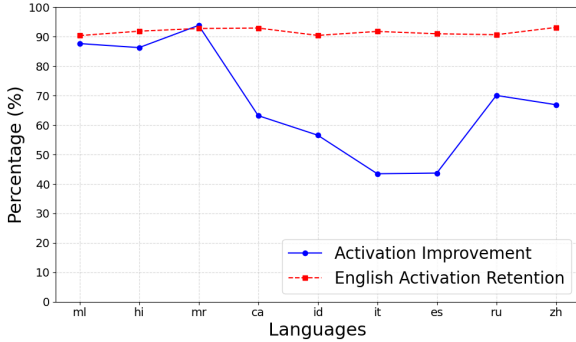


Figure 4: Activation improvements and English retention compared to the original score across all languages in layer 20.

layers. Activation gaps decrease to 19.89% at layer 25, suggesting that deeper layers rely more on shared representations rather than language-specific features (Dufter and Schütze, 2020; Paul et al., 2024; Pires et al., 2019).

3. Activation gaps correlate with performance. Medium-to-low resource languages show consistent 20% lower activations, mirroring weaker common benchmark results (see Figure 2), aligning with evidence that activation disparities hinder multilingual generalization (Conneau et al., 2020). Figures 9, 10, and 11 show that activation gap is indeed negatively correlated with benchmark performance.

### 3.3 Fine-Tuning for Improved Model Performance

Fine-tuning improves activation alignment across languages, leading to measurable gains in both activation consistency and benchmark performance. Fine-tuning yields two key outcomes:

1. Activation gains across languages with English stability. Fine-tuning increased activations across all ten languages in layer 20 (Figure 4), with the highest improvements in Marathi (93.87%), Malay-

alam (87.69%), and Hindi (86.32%). Even high-resource languages like Russian (70.08%) and Chinese (66.93%) saw substantial gains. English activations remained stable ( $\geq 90\%$  retention), ensuring fine-tuning did not distort learned representations. This trend generalizes across layers, as shown by the reduction of activation gaps in Malayalam (see Appendix Figure 5).

2. Improved benchmark performance. Fine-tuning resulted in a 1.44-point increase in ARC-C (Malayalam) accuracy, translating to a 5.47% improvement, demonstrating the positive impact of activation alignment on downstream tasks (Conneau et al., 2020; Su et al., 2024). Additional benchmark results (Malayalam) for other tasks can be found in Appendix Figure 6.

## 4 Limitations

Our study has three main limitations. First, while Helsinki-NLP models enable efficient large-scale translation, they may introduce errors that misalign activation patterns, particularly for medium-to-low resource languages, introducing bias in cross-lingual analysis (Agrawal et al., 2024). Second, while fine-tuning reduced activation disparities, benchmark performance improvements remained modest. This suggests that activation alignment alone is insufficient, as multilingual LLMs do not fully converge to shared representations across languages (Zeng et al., 2024). Third, our findings are based on Gemma-2-2B, and it remains unclear whether similar activation disparities exist across other architectures. Multilingual activation studies indicate that disparities may vary across models, warranting further investigation (Liu et al., 2024).

## 5 Conclusion

This study reveals that LLMs exhibit systematic activation disparities across languages, despite embedding similarity. Medium-to-low resource languages consistently receive lower activations, which correlate with weaker performance on multilingual benchmarks. While fine-tuning reduces activation gaps, its effect on task performance remains limited, highlighting the need for more effective adaptation strategies. Future work should explore refining fine-tuning techniques to better translate activation alignment into performance gains and extend this analysis to other LLMs and multilingual datasets to further improve language equity in LLMs.



## References

- Ashish Sunil Agrawal, Barah Fazili, and Preethi Jyothi. 2024. [Translation errors significantly impact low-resource languages in cross-lingual learning](#). In *Proceedings of the 18th Conference of the European Chapter of the Association for Computational Linguistics (EACL)*.
- Meta AI. 2024. [Llama 3: Advances in large-scale multilingual training](#). *Meta Research*.
- Evan Anders, Clement Neo, Jason Hoelscher-Obermaier, and Jessica N. Howard. 2024. [Sparse autoencoders find composed features in small toy models](#).
- Damian Blasi, Antonios Anastasopoulos, and Graham Neubig. 2021. [Systematic inequalities in language technology performance across the world’s languages](#). *arXiv preprint arXiv:2110.06733*.
- Trenton Bricken, Adly Templeton, Joshua Batson, Brian Chen, Adam Jermy, Tom Conerly, Nick Turner, Cem Anil, Carson Denison, Amanda Askell, et al. 2023. Towards monosemanticity: Decomposing language models with dictionary learning. *Transformer Circuits Thread*, 2.
- Peter Clark, Isaac Cowhey, Oren Etzioni, Tushar Khot, Ashish Sabharwal, Carissa Schoenick, and Oyvind Tafjord. 2018. [Think you have solved question answering? try arc, the ai2 reasoning challenge](#). *arXiv preprint arXiv:1803.05457*.
- Alexis Conneau, Kartikay Khandelwal, Naman Goyal, Vishrav Chaudhary, Guillaume Wenzek, Francisco Guzmán, Edouard Grave, Myle Ott, Luke Zettlemoyer, and Veselin Stoyanov. 2020. [Unsupervised cross-lingual representation learning at scale](#). *arXiv preprint arXiv:1911.02116*.
- Hoagy Cunningham, Aidan Ewart, Logan Riggs, Robert Huben, and Lee Sharkey. 2023. [Sparse autoencoders find highly interpretable features in language models](#). *arXiv preprint arXiv:2309.08600*.
- Google DeepMind. 2024. [Gemma: Open models based on gemini research and technology](#). *arXiv preprint arXiv:2403.08295*.
- Haim Dubossarsky, Ivan Vulić, Roi Reichart, and Anna Korhonen. 2020. [The secret is in the spectra: Predicting cross-lingual task performance with spectral similarity measures](#). *arXiv preprint arXiv:2001.11136*.
- Philipp Dufter and Hinrich Schütze. 2020. [Identifying necessary elements for bert’s multilinguality](#). *arXiv preprint arXiv:2005.00396*.
- Dan Hendrycks, Collin Burns, Steven Basart, Andy Zou, Mantas Mazeika, Dawn Song, and Jacob Steinhardt. 2020. [Measuring massive multitask language understanding](#). *arXiv preprint arXiv:2009.03300*.
- Edward J. Hu, Yelong Shen, Phillip Wallis, Zeyuan Allen-Zhu, Yuanzhi Li, Shean Wang, Lu Wang, and Weizhu Chen. 2021. [Lora: Low-rank adaptation of large language models](#). *arXiv preprint arXiv:2106.09685*.
- Curt Tigges Joseph Bloom and David Chanan. 2024. Saelens. <https://github.com/jbloomAus/SAELens>.
- Connor Kissane, Robert Krzyzanowski, Joseph Isaac Bloom, Arthur Conmy, and Neel Nanda. 2024. [Interpreting attention layer outputs with sparse autoencoders](#). *arXiv preprint arXiv:2406.17759*.
- Viet Dac Lai, Chien Van Nguyen, Nghia Trung Ngo, Thuat Nguyen, Franck Dernoncourt, Ryan A. Rossi, and Thien Huu Nguyen. 2023. [Okapi: Instruction-tuned large language models in multiple languages with reinforcement learning from human feedback](#). *arXiv preprint arXiv:2307.16039*.
- Tom Lieberum, Senthooan Rajamanoharan, Arthur Conmy, Lewis Smith, Nicolas Sonnerat, Vikrant Varma, János Kramár, Anca Dragan, Rohin Shah, and Neel Nanda. 2024. [Gemma scope: Open sparse autoencoders everywhere all at once on gemma 2](#). *arXiv preprint arXiv:2408.05147*.
- Weize Liu, Yinlong Xu, Hongxia Xu, Jintai Chen, Xuming Hu, and Jian Wu. 2024. [Unraveling babel: Exploring multilingual activation patterns of llms and their applications](#). *arXiv preprint arXiv:2402.16367*.
- Neel Nanda, Robert Krzyzanowski, Connor Kissane, Joseph Isaac Bloom, and Arthur Conmy. 2024. [Interpreting attention layer outputs with sparse autoencoders](#). *arXiv preprint arXiv:2406.17759*.
- OpenAI. 2023. [Gpt-4 technical report](#). *arXiv preprint arXiv:2303.08774*.
- Indraneil Paul, Goran Glavaš, and Iryna Gurevych. 2024. [Ircoder: Intermediate representations make language models robust multilingual code generators](#). *arXiv preprint arXiv:2403.03894*.
- Telmo Pires, Eva Schlinger, and Dan Garrette. 2019. [How multilingual is multilingual bert?](#) *arXiv preprint arXiv:1906.01502*.
- Gemma Team: Morgane Riviere, Shreya Pathak, Pier Giuseppe Sessa, Cassidy Hardin, Surya Bhupatiraju, Léonard Hussenot, Thomas Mesnard, Bobak Shahriari, Alexandre Ramé, Johan Ferret, Peter Liu, Pouya Tafti, Abe Friesen, Michelle Casbon, Sabela Ramos, Ravin Kumar, Charline Le Lan, Sammy Jerome, Anton Tsitsulin, Nino Vieillard, Piotr Stanczyk, Sertan Girgin, Nikola Momchev, Matt Hoffman, Shantanu Thakoor, Jean-Bastien Grill, Behnam Neyshabur, Olivier Bachem, Alanna Walton, Aliaksei Severyn, Alicia Parrish, Aliya Ahmad, Allen Hutchison, Alvin Abdagic, Amanda Carl, Amy Shen, Andy Brock, Andy Coenen, Anthony Laforge, Antonia Paterson, Ben Bastian, Bilal Piot, Bo Wu, Brandon Royal, Charlie Chen, Chintu

- Kumar, Chris Perry, Chris Welty, Christopher A. Choquette-Choo, Danila Sinopalnikov, David Weinberger, Dimple Vijaykumar, Dominika Rogozińska, Dustin Herbison, Elisa Bandy, Emma Wang, Eric Noland, Erica Moreira, Evan Senter, Evgenii Eltyshov, Francesco Visin, Gabriel Rasskin, Gary Wei, Glenn Cameron, Gus Martins, Hadi Hashemi, Hanna Klimczak-Plucińska, Harleen Batra, Harsh Dhand, Ivan Nardini, Jacinda Mein, Jack Zhou, James Svensson, Jeff Stanway, Jetha Chan, Jin Peng Zhou, Joana Carrasqueira, Joana Iljazi, Jocelyn Becker, Joe Fernandez, Joost van Amersfoort, Josh Gordon, Josh Lipschultz, Josh Newlan, Ju yeong Ji, Kareem Mohamed, Kartikeya Badola, Kat Black, Katie Millican, Keelin McDonell, Kelvin Nguyen, Kiranbir Sodhia, Kish Greene, Lars Lowe Sjoesund, Lauren Usui, Laurent Sifre, Lena Heuermann, Leticia Lago, and Lilly McNealus et al. 2024. [Gemma 2: Improving open language models at a practical size](#). *arXiv preprint arXiv:2408.00118*.
- Nathaniel R. Robinson, Perez Ogayo, David R. Mortensen, and Graham Neubig. 2023. [Chatgpt mt: Competitive for high- \(but not low-\) resource languages](#). *arXiv preprint arXiv:2309.07423*.
- Tong Su, Xin Peng, Sarubi Thillainathan, David Guzmán, Surangika Ranathunga, and En-Shiun Annie Lee. 2024. [Unlocking parameter-efficient fine-tuning for low-resource language translation](#). *arXiv preprint arXiv:2412.15726*.
- Adly Templeton, Tom Conerly, Jonathan Marcus, Jack Lindsey, Trenton Bricken, Brian Chen, Adam Pearce, Craig Citro, Emmanuel Ameisen, Andy Jones, Hoagy Cunningham, Nicholas L. Turner, Callum McDougall, Monte MacDiarmid, Alex Tamkin, Esin Durmus, Tristan Hume, Francesco Mosconi, C. Daniel Freeman, Theodore R. Sumers, Edward Rees, Joshua Batson, Adam Jermy, Shan Carter, Chris Olah, and Tom Henighan. 2024. Scaling monosemanticity: Extracting interpretable features from claude 3 sonnet. Available at: <https://transformer-circuits.pub/2024/scaling-monosemanticity/> (Accessed on May 21, 2024).
- Jörg Tiedemann, Mikko Aulamo, Daria Bakshandaeva, Michele Boggia, Stig-Arne Grönroos, Tommi Nieminen, Alessandro Raganato, Yves Scherrer, Raul Vazquez, and Sami Virpioja. 2023. [Democratizing neural machine translation with OPUS-MT](#). *Language Resources and Evaluation*, 58:713–755.
- Jörg Tiedemann and Santhosh Thottingal. 2020. OPUS-MT — Building open translation services for the World. In *Proceedings of the 22nd Annual Conference of the European Association for Machine Translation (EAMT)*, Lisbon, Portugal.
- Demian Till. 2024. [Do sparse autoencoders find "true features"](#).
- Rowan Zellers, Ari Holtzman, Yonatan Bisk, Ali Farhadi, and Yejin Choi. 2019. [Hellaswag: Can a machine really finish your sentence?](#) *arXiv preprint arXiv:1905.07830*.
- Hongchuan Zeng, Senyu Han, Lu Chen, and Kai Yu. 2024. [Converging to a lingua franca: Evolution of linguistic regions and semantic alignment in multilingual large language models](#). *arXiv preprint arXiv:2410.11718*.
- Yang Zhang, Yanfei Dong, and Kenji Kawaguchi. 2024. [Investigating layer importance in large language models](#). *arXiv preprint arXiv:2409.14381*.

## A Appendix

### A.1 Related Works

Sparse Autoencoders (SAEs) have been widely adopted in mechanistic interpretability for decomposing neural activations into monosemantic latent features. However, recent studies have raised concerns about their ability to recover truly independent and disentangled features. [Till \(2024\)](#) argues that  $\ell_1$  regularization, which penalizes activations to enforce sparsity, may cause neurons to encode frequently co-occurring feature combinations rather than distinct, independent features. As a result, some rare latent features may not be learned at all. Furthermore, [Anders et al. \(2024\)](#) demonstrates that SAEs consistently learn composed features rather than the true underlying features, regardless of learning rate or  $\ell_1$  coefficient used in training. These findings suggest that SAEs may distort learned representations, potentially limiting their interpretability.

While these concerns focus on the properties of SAEs themselves, our study suggests that the observed activation gaps may be a result of the model struggling to generalize in medium-to-low resource languages, rather than a fundamental issue with SAE representations. Specifically, we find that activation vectors appear well-aligned across languages at the embedding layer, but a significant gap emerges at the SAE layer between high-resource and medium-to-low resource languages. This aligns with performance disparities observed in benchmark tasks such as ARC-C, HelLaSwag, and MMLU, where model accuracy declines for medium-to-low resource languages. Our results suggest that the model itself may struggle to develop robust representations for these languages, which is reflected in the activation patterns extracted by SAEs. This finding underlines the broader challenge of ensuring high-quality, language-agnostic representations in multilingual models.

### A.2 Preprocessing and Data Preparation

#### A.2.1 Gemma-2-2B and Gemma Scope Local Deployment

We deploy Gemma-2-2B and Gemma Scope locally to enable efficient processing and analysis of neural activations across multiple languages. This setup provides local inference capabilities, allowing structured analysis of neuron activations without cloud-based constraints.

**Layers Processed:** Gemma-2-2B consists of 26 layers, each containing 16,384 indices, representing distinct learned features. The layers processed in this study are:

- layer\_0/width\_16k/average\_l0\_105
- layer\_1/width\_16k/average\_l0\_102
- layer\_2/width\_16k/average\_l0\_141
- layer\_3/width\_16k/average\_l0\_59
- layer\_4/width\_16k/average\_l0\_124
- layer\_5/width\_16k/average\_l0\_68
- layer\_6/width\_16k/average\_l0\_70
- layer\_7/width\_16k/average\_l0\_69
- layer\_8/width\_16k/average\_l0\_71
- layer\_9/width\_16k/average\_l0\_73
- layer\_10/width\_16k/average\_l0\_77
- layer\_11/width\_16k/average\_l0\_80
- layer\_12/width\_16k/average\_l0\_82
- layer\_13/width\_16k/average\_l0\_84
- layer\_14/width\_16k/average\_l0\_84
- layer\_15/width\_16k/average\_l0\_78
- layer\_16/width\_16k/average\_l0\_78
- layer\_17/width\_16k/average\_l0\_77
- layer\_18/width\_16k/average\_l0\_74
- layer\_19/width\_16k/average\_l0\_73
- layer\_20/width\_16k/average\_l0\_71
- layer\_21/width\_16k/average\_l0\_70
- layer\_22/width\_16k/average\_l0\_72
- layer\_23/width\_16k/average\_l0\_75
- layer\_24/width\_16k/average\_l0\_73
- layer\_25/width\_16k/average\_l0\_116

#### A.2.2 Data Cleaning and Preprocessing

All data used for fine-tuning and experiments are identical to the multilingual dataset described in [Section 2.1](#).

### Data Extraction:

- Extracted activation data from Neuronpedia JSON files.
- Converted structured JSON into CSV format.
- Standardized sentence formatting for translation and activation analysis.

### Extracted Features:

- **Layer Number** – Neural network layer reference.
- **Index Number** – Specifies neuron index.
- **Sentence\_en** – Extracted English sentences (activation threshold  $\geq 0.80$  of the max activation).
- **MaxValue\_en** – Maximum activation score per sentence.
- **phraseWindow\_en** – A 7-token context window, consisting of the highest activation score token along with the 3 preceding and 3 following tokens.
- **avgMaxValue\_en** – Average activation score for English.

#### A.2.3 Translation Process

**Method:** Sentences from `phraseWindow_en` were translated into nine additional languages using Helsinki-NLP models.

### Language Groups:

- **High-Resource Languages:**
  - `phraseWindow_en` – English
  - `phraseWindow_zh` – Chinese
  - `phraseWindow_ru` – Russian
  - `phraseWindow_es` – Spanish
  - `phraseWindow_it` – Italian
- **Medium-to-Low Resource Languages:**
  - `phraseWindow_id` – Indonesian
  - `phraseWindow_ca` – Catalan
  - `phraseWindow_mr` – Marathi
  - `phraseWindow_ml` – Malayalam
  - `phraseWindow_hi` – Hindi

## B Fine-Tuning Setup and Evaluation

### B.1 Fine-Tuning Configuration

To assess the impact of activation alignment on multilingual performance, we fine-tune Gemma-2-2B using LoRA-based adaptation. The fine-tuning process targets activation disparities across multiple languages, with specific configurations as follows:

#### All Languages (Targeting Layer 20)

- Data size: 4,000 samples
- Regularization weight ( $\alpha$ ): 1.00
- Iterations: 2
- Target layer: 20
- Fine-tuned layers: 0 – 20

The target layer refers to the layer at which we aim to reduce activation disparities between English and other languages. In this setting, we include phrases from all nine languages during fine-tuning, without designating a specific target language. The objective is to achieve broad alignment across the multilingual set. The dataset used for fine-tuning is the same as the one described in Section 2.1.

Layer 20 is specifically selected to allow fine-tuning of as many layers as possible while avoiding disruption to the uppermost layers responsible for text generation.

### B.2 Benchmarking with Okapi’s Framework

Fine-tuned models were evaluated on ARC-Challenge, HellaSwag, and MMLU using Okapi’s framework, ensuring consistency with Gemma-2-2B’s technical report evaluation settings.

- **ARC-Challenge (10-shot):** 2,497 samples per language
- **HellaSwag (10-shot):** 6,019 samples per language
- **MMLU (5-shot):** 12,414 samples per language

Each dataset was standardized to maintain comparability across languages:

- **ARC-Challenge:** Common question IDs retained across languages.
- **HellaSwag:** Preserved identical samples per language.



- **MMLU**: Truncated to ensure consistency across languages.

This setup follows the Hugging Face leaderboard evaluation protocol for Gemma-2-2B.

## C Experimental Results

### C.1 Residual Activation Similarities Across Languages

All pairwise cosine similarity results are available in our GitHub repository under the *04 Residual Activation Calculations & Analysis* directory. While our paper focuses on similarities between English and nine other languages, the repository contains full similarity matrices for all language pairs.

### C.2 Activation Disparities Across Layers

To quantify the differences in activation between high-resource and medium-to-low resource languages, we measure activation differences across all 26 layers of Gemma-2-2B. Table 1 presents these differences, showing a peak gap of 26.27% at layer 6. Although the gap reduces in deeper layers, a persistent difference remains, highlighting structural disparities in multilingual representation learning.

### C.3 Benchmark Performance Across Languages

Tables 2, 3, and 4 present the accuracy results for high-resource and medium-to-low resource languages across different tasks. The results show that high-resource languages consistently outperform medium-to-low resource languages across all benchmarks, reinforcing that weaker activations in feature space lead to weaker performance in downstream tasks.

### C.4 Activation Improvements at Layer 20 Across Languages

Fine-tuning at layer 20 resulted in activation increases across all ten languages. Table 5 presents the activation improvements for each language post-fine-tuning, while Table 6 reports the retention of English activations after fine-tuning.

### C.5 Activation Improvements for Malayalam Across Various Layers

Malayalam, which initially exhibited the largest activation disparity, demonstrated substantial improvements in activation levels across all layers

Layer	Activation Difference (%)
0	18.06
1	21.31
2	21.82
3	23.59
4	24.89
5	25.77
6	26.27
7	25.55
8	24.84
9	23.41
10	23.59
11	22.25
12	21.60
13	20.52
14	20.49
15	22.25
16	21.54
17	21.68
18	22.64
19	23.67
20	23.15
21	22.64
22	23.20
23	22.80
24	20.75
25	19.89

Table 1: Activation differences between high-resource and medium-to-low resource languages across all layers.

after fine-tuning. As shown in Figure 5, the activation differences are reduced across the layers that were randomly selected for the experiment, aligning Malayalam more closely with high-resource languages.

To quantify these improvements, Table 7 presents the percentage increase in activation values for Malayalam across different layers. For efficiency, we randomly selected a subset of layers to serve as representative checkpoints. This selection ensures that improvements are observed across early, middle, and deep layers without introducing bias in specific regions of the model.

While fine-tuning successfully increased Malayalam’s activation levels, it is also important to assess whether English activations were preserved. Table 8 reports the retention rates of English activations across the same layers. Notably, English activations remained largely stable, with retention exceeding 80% in all layers and peaking at 95.75%

Language	ARC-Challenge (%)
High-Resource Languages	
English	53.67
Chinese	42.22
Russian	37.90
Spanish	45.07
Italian	43.91
Medium-to-Low Resource Languages	
Indonesian	40.14
Catalan	38.71
Marathi	26.16
Malayalam	26.34
Hindi	30.47

Table 2: ARC-Challenge benchmark accuracy for Gemma-2-2B.

Language	HellaSwag (%)
High-Resource Languages	
English	76.23
Chinese	54.98
Russian	54.54
Spanish	62.95
Italian	57.72
Medium-to-Low Resource Languages	
Indonesian	55.92
Catalan	50.24
Marathi	30.99
Malayalam	29.44
Hindi	39.77

Table 3: HellaSwag benchmark accuracy for Gemma-2-2B.

in layer 15. This indicates that improvements in Malayalam did not come at the cost of significant degradation in English performance.

These results demonstrate that our fine-tuning approach, guided by the loss function incorporating activation disparity, successfully reduces the activation gap for Malayalam across layers while preserving English activations. The combination of Figure 5 and Tables 7 and 8 provides a comprehensive validation of our loss formulation’s impact across multiple layers in Gemma-2-2B model.

### C.6 Model Performance After Fine-tuning for Malayalam Across All Benchmarks

While fine-tuning significantly improved activation levels, its impact on benchmark performance was inconsistent. As shown in Figure 6, the model exhibited varying degrees of performance changes

Language	MMLU (%)
High-Resource Languages	
English	49.15
Chinese	40.71
Russian	40.22
Spanish	44.57
Italian	43.70
Medium-to-Low Resource Languages	
Indonesian	42.30
Catalan	42.16
Marathi	31.54
Malayalam	29.44
Hindi	35.85

Table 4: MMLU benchmark accuracy for Gemma-2-2B.

Language	Activation Improvement (%)
Malayalam	87.69
Hindi	86.32
Marathi	93.87
Catalan	63.22
Indonesian	56.58
Italian	43.48
Spanish	43.71
Russian	70.08
Chinese	66.93

Table 5: Activation improvements across ten languages after fine-tuning.

across ARC-Challenge (ARC-C), MMLU, and HellaSwag. Table 9 quantifies these results. Notably, ARC-C showed a performance gain, increasing 1.44% from 26.34% to 27.77% after fine-tuning. This suggests that the model may have improved in reasoning-based tasks, potentially benefiting from better token representations at deeper layers. However, performance in MMLU and HellaSwag declined post fine-tuning. MMLU, which requires broad factual knowledge, dropped 3.95% from 29.05% to 25.10%, while HellaSwag, which involves commonsense reasoning, saw a 2.41% decrease from 29.44% to 27.03%. This inconsistency indicates that while fine-tuning aligned activations for Malayalam, it did not translate uniformly into downstream improvements across all tasks. The decline in MMLU suggests a potential trade-off where fine-tuning optimizes some linguistic representations at the cost of factual recall.

These results highlight that activation alignment does not equally translate into higher benchmark scores. The observed improvement in ARC-C sug-

Language	English Activation Retention (%)
Malayalam	90.40
Hindi	91.90
Marathi	92.81
Catalan	92.96
Indonesian	90.46
Italian	91.82
Spanish	91.02
Russian	90.70
Chinese	93.17

Table 6: English activation retention after fine-tuning.

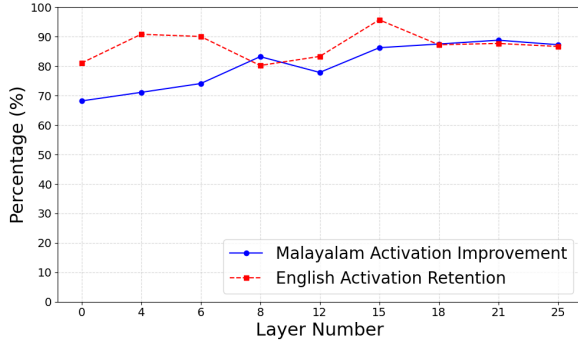


Figure 5: Activation alignment for Malayalam across various layers.

gests that fine-tuning enhanced reasoning abilities, but the decline in MMLU and HellaSwag implies that certain knowledge-intensive tasks may have been negatively impacted. Future work could investigate whether task-specific fine-tuning strategies or balancing activation alignment across layers can lead to more consistent performance gains across all benchmarks.

## D Cross-Linguistic Activation Disparities

From Figure 7, the results show a systematic disparity, with all languages consistently receiving lower activations than English. Table 10 confirms that this disparity persists across all layers. Additionally, we observe variability across languages:

1. Malayalam and Marathi exhibit the largest activation gaps, confirming that these languages are underrepresented in feature space.
2. High-resource languages such as Chinese, Russian, and Spanish still show activation gaps, though smaller than medium-to-low resource languages. These findings reinforce that activation disparities are a structural phenomenon in multilingual LLMs, where medium-to-low resource languages systematically receive fewer learned representations. This

Layer	Malayalam Activation Improvement (%)
0	68.21
4	71.12
6	74.11
8	83.25
12	77.89
15	86.28
18	87.54
21	88.83
25	87.30

Table 7: Layer-wise activation improvement for Malayalam after fine-tuning.

Layer	English Activation Retention (%)
0	81.08
4	90.85
6	90.10
8	80.25
12	83.33
15	95.75
18	87.30
21	87.73
25	86.70

Table 8: Layer-wise English activation retention after fine-tuning. The selected layers serve as checkpoints to assess consistency across different depths.

under-representation likely contributes to performance degradation on multilingual benchmarks.

From Figure 8, the results highlight a persistent activation gap, where high-resource languages receive consistently higher activations than medium-to-low resource languages across all layers. This trend suggests systematic differences in how multilingual models process linguistic features, which can be examined through the following key observations:

1. Early layers show the largest gap, reinforcing that medium-to-low resource languages struggle to activate neurons encoding foundational linguistic features.
2. Disparities persist in deeper layers, indicating that even though later representations are more abstract and shared across languages, medium-to-low resource languages still do not fully align with high-resource languages in feature space.
3. The separation between high-resource and medium-to-low resource languages remains stable, suggesting that multilingual models inherently prioritize high-resource languages at all levels of

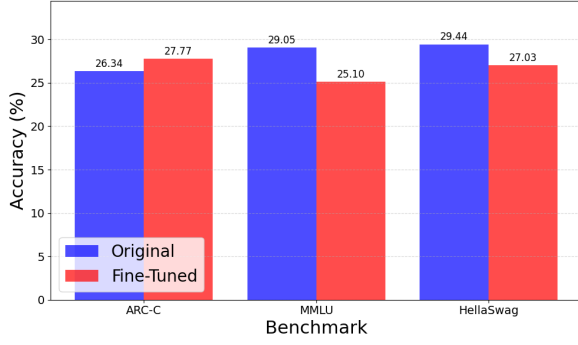


Figure 6: Benchmark performance across all tasks for Malayalam after fine-tuning.

Benchmark	Score Type	Accuracy (%)
ARC-C	Original	26.34
	Fine-Tuned	27.77
MMLU	Original	29.05
	Fine-Tuned	25.10
HellaSwag	Original	29.44
	Fine-Tuned	27.03

Table 9: Performance of Malayalam at layer 20 across different benchmarks before and after fine-tuning.

representation.

These findings further support the hypothesis that activation disparities contribute to cross-linguistic performance gaps, as medium-to-low resource languages remain underrepresented in the model’s learned feature space.

Language	Mean	Std
Chinese	0.33	0.32
Russian	0.30	0.31
Spanish	0.57	0.34
Italian	0.56	0.36
Indonesian	0.43	0.36
Catalan	0.35	0.33
Marathi	0.05	0.17
Malayalam	0.10	0.24
Hindi	0.12	0.25

Table 10: Mean and standard deviation of activation ratios with English across all 26 layers for each language.



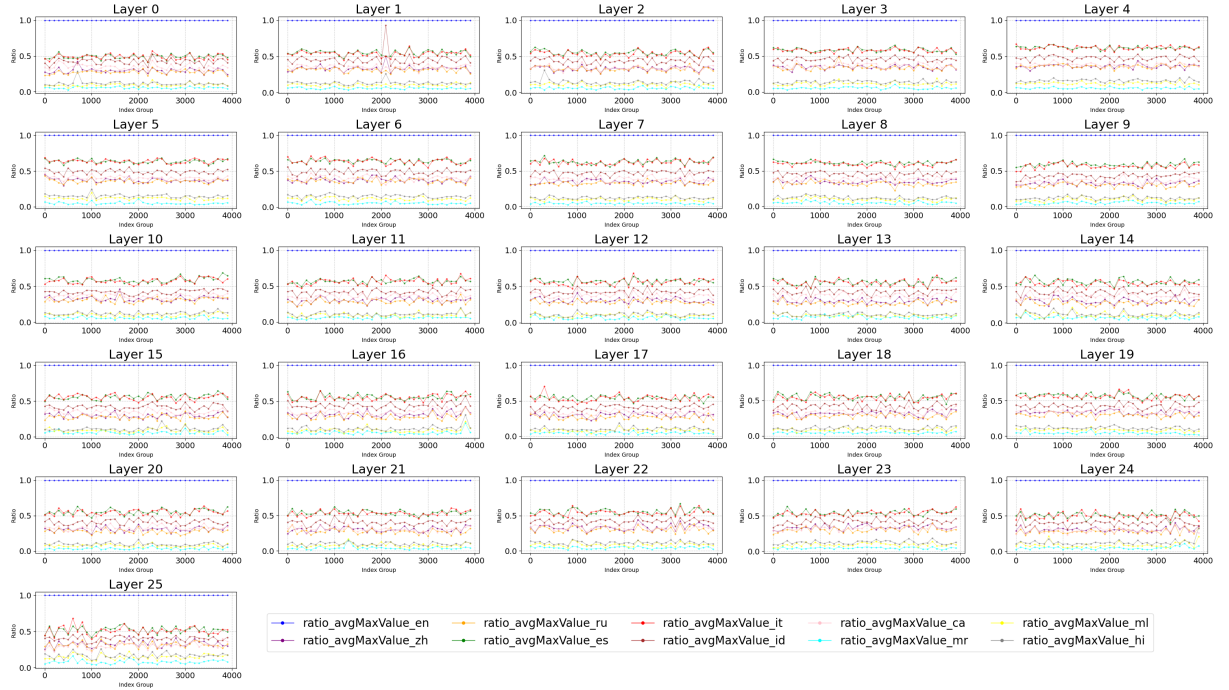


Figure 7: Activation ratios across all layers and 4000 feature indices, comparing activation values for each language relative to English.

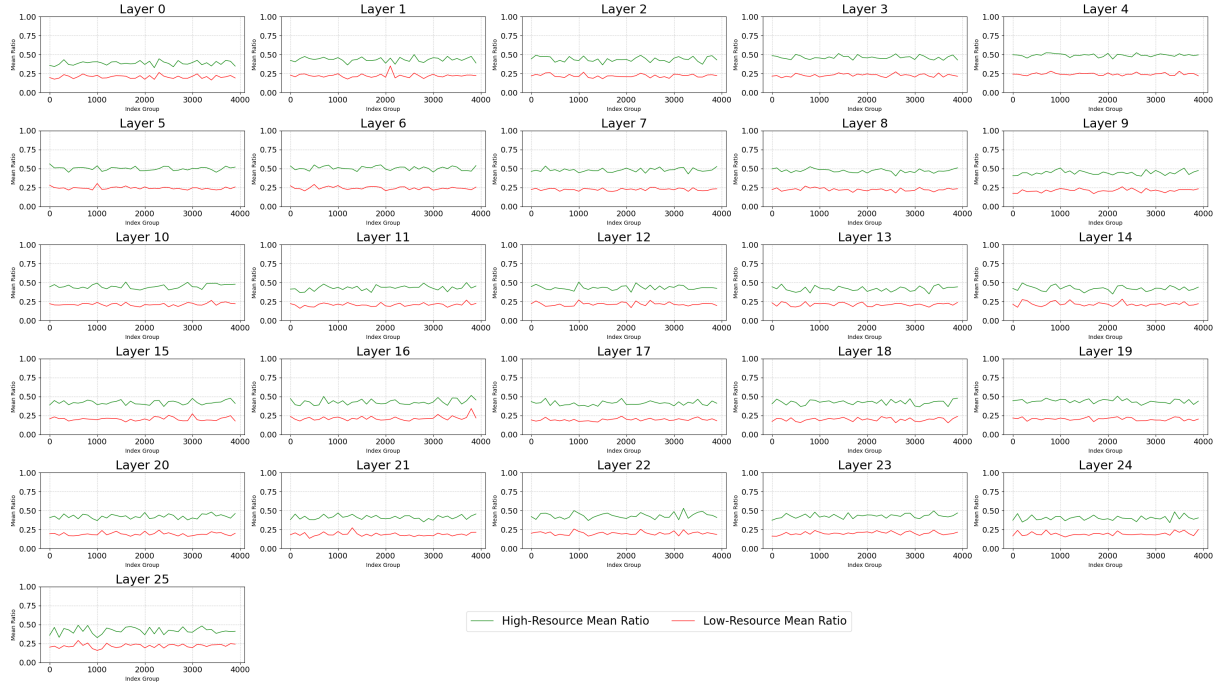


Figure 8: Comparison of activation differences between high-resource and medium-to-low resource language groups.

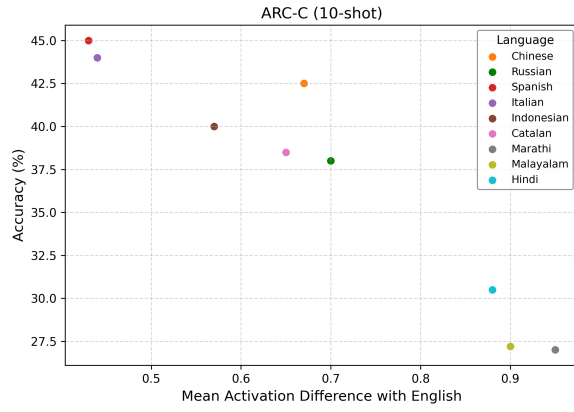


Figure 9: Correlation between activation difference with English and ARC-C accuracy across languages. Pearson’s correlation coefficient:  $r = -0.95$ .

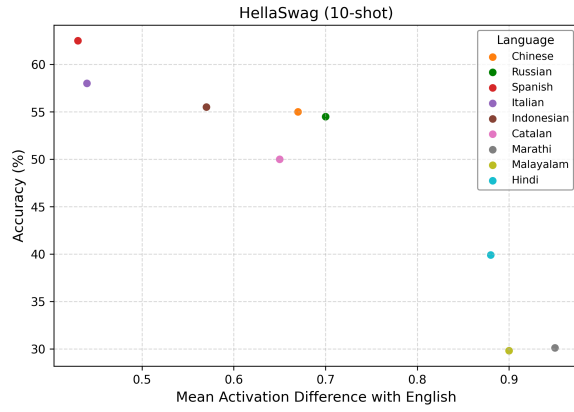


Figure 10: Correlation between activation difference with English and HellaSwag accuracy across languages. Pearson’s correlation coefficient:  $r = -0.93$ .

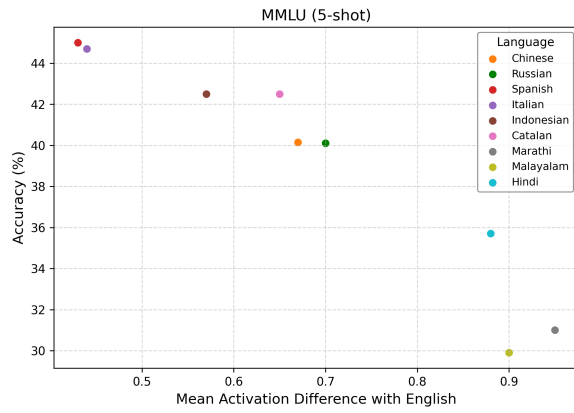


Figure 11: Correlation between activation difference with English and MMLU accuracy across languages. Pearson’s correlation coefficient:  $r = -0.95$ .