
Decoupling Knowledge and Reasoning in LLMs: An Exploration Using Cognitive Dual-System Theory

Mutian Yang

Tsinghua University
Beijing, China

yangmutian@mail.tsinghua.edu.cn

Jiandong Gao[†]

Tsinghua University
Beijing, China

jdgao@tsinghua.edu.cn

Ji Wu[†]

Tsinghua University
Beijing, China

wuji_ee@tsinghua.edu.cn

Abstract

While large language models (LLMs) leverage both knowledge and reasoning during inference, the capacity to distinguish between them plays a pivotal role in model analysis, interpretability, and development. Inspired by dual-system cognitive theory, we propose a cognition attribution framework to decouple the contribution of knowledge and reasoning. In particular, the cognition of LLMs is decomposed into two distinct yet complementary phases: knowledge retrieval (Phase 1) and reasoning adjustment (Phase 2). To separate these phases, LLMs are prompted to generate answers under two different cognitive modes, fast thinking and slow thinking, respectively. The performance under different cognitive modes is analyzed to quantify the contribution of knowledge and reasoning. This architecture is employed to 15 LLMs across 3 datasets. Results reveal: (1) reasoning adjustment is domain-specific, benefiting reasoning-intensive domains (e.g., mathematics, physics, and chemistry) and potentially impairing knowledge-intensive domains. (2) Parameter scaling improves both knowledge and reasoning, with knowledge improvements being more pronounced. Additionally, parameter scaling make LLMs reasoning significantly more prudent, while moderately more intelligent. (3) Knowledge primarily resides in lower network layers, while reasoning operates in higher layers. Our framework not only helps understand LLMs from a "decoupling" perspective, but also provides new insights into existing research, including scaling laws, hierarchical knowledge editing, and limitations of small-model reasoning.

1 Introduction

LLMs have garnered significant research attention due to remarkable capabilities [1–3]. Building upon the foundation of scaling laws [4], various methodologies (including pretraining [5], continual pretraining [6–8], and instruction tuning [9–11]) are developed to inject knowledge into LLMs. However, their reasoning capability remains disputed, as they often struggle with complex reasoning tasks [12, 13].

To address this challenge, Chain-of-Thought (CoT) is proposed, enabling LLMs to mimic human-like progressive reasoning by generating intermediate reasoning steps [14]. However, early approaches to CoT generation typically relied on domain-specific prompt engineering, lacking the capability to automatically produce universally applicable reasoning chains across diverse domains.

The emergence of reasoning LLMs, such as OpenAI o1, enables automatic generation of universal CoT through distillation and reinforcement learning [15]. Although the specifics of o1 remain

undisclosed, extensive replication efforts have successfully produced LLMs with powerful reasoning capability [16–18]. The breakthrough demonstrates that LLMs possess not only extensive knowledge but also advanced reasoning abilities.

In this context, it is scientifically important to distinguish between the contribution of knowledge and reasoning, as this is crucial for understanding the inference behaviours of LLMs. However, the joint employment of knowledge and reasoning during inference make it hard to discern their contribution.

For this purpose, we propose a cognition attribution framework based on dual-system cognitive theory, which decomposes LLMs inference into two distinct but complementary phases: (1) knowledge retrieval (Phase 1), where LLMs rapidly generate initial responses by accessing learned information, and (2) reasoning adjustment (Phase 2), where they refines the initial responses through CoT generation. To separate the two cognitive phases, LLMs are prompted to generate answers under two distinct cognitive modes: fast thinking and slow thinking. During fast thinking, LLMs experience Phase 1, while during slow thinking, LLMs rely on both Phase 1 and Phase 2. The difference between cognitive modes is analyzed to decouple knowledge and reasoning. Our main findings include:

- The contribution of reasoning adjustment varies across domains. It plays more crucial roles in some reasoning-intensive domains (such as mathematics, physics, chemistry) than the others.
- Parameter scaling enhances both knowledge and reasoning, with knowledge being the dominant factor. Additionally, parameter scaling makes the reasoning significantly more "prudent" in all domains and moderately more "intelligent" in some specific domains.
- Knowledge retrieval primarily occurs in lower network layers, while reasoning adjustments are localized in higher layers, suggesting a functional separation in cognition.

In conclusion, our study presents a cognition attribution architecture that decouples knowledge and reasoning in LLMs. This framework not only offers a novel perspective on the cognitive characteristics of LLMs, but also provides new insights into related areas of research, including scaling laws [4], hierarchical knowledge editing [19–21], and limitations of small-model reasoning [22]. Our datasets and code will be publicly released.

2 From Dual-System Cognitive Theory to Cognition Attribution Architecture

LLMs perform inference through the integrated application of knowledge and reasoning, making it challenging to isolate and evaluate their respective contributions. To address this issue, we propose a cognition attribution architecture based on dual-system cognitive theory, as shown in Figure 1. This architecture decouples knowledge and reasoning in four steps.

Step 1: Define the respective roles of knowledge and reasoning.

According to dual-system cognitive theory [23], humans exhibit two distinct yet complementary cognitive phases: knowledge retrieval (Phase 1) and reasoning adjustment (Phase 2). This study maps these concepts onto LLMs, hypothesizing LLMs also generate answers in two phases. In Phase 1, LLMs retrieves memorized knowledge purely based on the input. In Phase 2, LLMs applied CoT reasoning to adjust these initial retrievals.

Step 2: Separate knowledge retrieval and reasoning adjustment.

To separate these phases, we further introduce the concept of cognitive modes in dual-system cognitive theory - fast thinking and slow thinking. LLMs are prompted to generate responses under each modes separately (the detailed methods is in Appendix A).

During fast thinking, LLMs generates responses y_{fast} directly based on the input question x without any additionally reasoning (an example in Appendix A.2). In this mode, LLMs rely solely on Phase 1, with its performance depends entirely on the knowledge retrieval capability, denoted as C_{KR} . The process is formally defined as:

$$y_{fast} = \arg \max P(y \mid x = \text{Question}; C_{knowledge}) \quad (1)$$

During slow thinking, LLMs first produces initial answers y_{fast} similar to fast thinking, and then adjusts initial answers through CoT reasoning to get refined answers y_{slow} (an example in Appendix

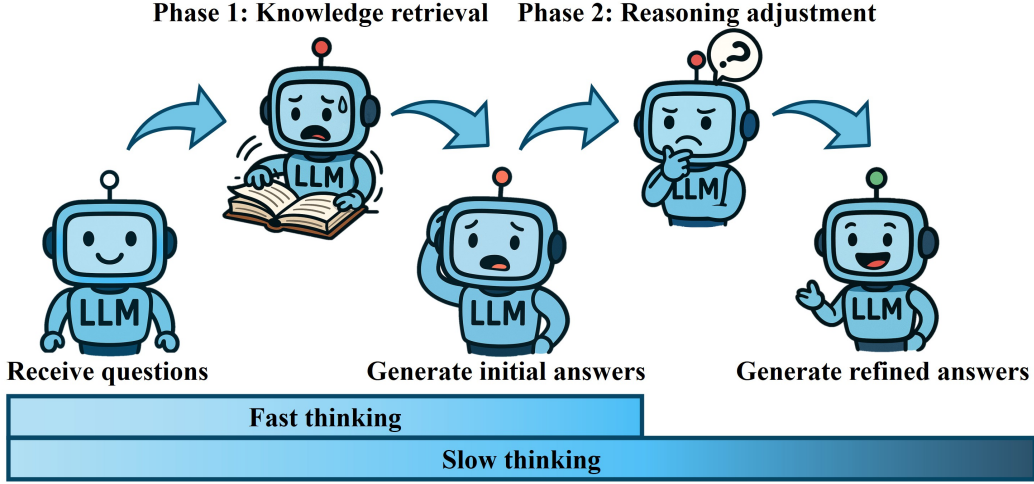


Figure 1. The schema of the cognition attribution architecture, supposing the cognitive process of LLMs involves two primary phases: knowledge retrieval (Phase 1) and reasoning adjustment (Phase 2). In the fast thinking mode, LLMs rely solely on knowledge retrieval. In contrast, in the slow thinking mode, they leverage both knowledge retrieval and reasoning adjustment.

A.4). In this mode, LLMs experience both Phase 1 and Phase 2. The performance relies on both knowledge retrieval capability C_{KR} and reasoning adjustment capability C_{RA} , defined as:

$$y_{\text{slow}} = \arg \max P(y \mid y_{\text{fast}}, x = \text{Question}; C_{\text{knowledge}}, C_{\text{reasoning}}) \quad (2)$$

Step 3: Determine the contribution of knowledge retrieval and reasoning adjustment.

The accuracy of fast and slow thinking is evaluated to measure the retrieval capability C_{KR} and reasoning adjustment capability C_{RA} :

$$C_{KR} := A_{\text{fast}} = \frac{1}{|D|} \sum_{x \in D} \mathbb{I}(y_{\text{fast}} = y^*) \quad (3)$$

$$C_{KR} + C_{RA} := A_{\text{slow}} = \frac{1}{|D|} \sum_{x \in D} \mathbb{I}(y_{\text{slow}} = y^*) \quad (4)$$

A_{fast} and A_{slow} denote the accuracy of fast and slow thinking on dataset D , y^* denotes the true answer, and $|D|$ indicates the total number of problems. The indicator function $\mathbb{I}(\cdot)$ returns 1 if the condition is satisfied, and 0 otherwise. By subtracting Equation 3 from Equation 4, we obtain:

$$C_{RA} := \delta = A_{\text{slow}} - A_{\text{fast}} = \frac{1}{|D|} \sum_{x \in D} \mathbb{I}(y_{\text{slow}} = y^*) - \frac{1}{|D|} \sum_{x \in D} \mathbb{I}(y_{\text{fast}} = y^*) \quad (5)$$

This equation shows that the accuracy difference between slow and fast thinking, referred to as the reasoning gain δ , reflects the capability of reasoning adjustment C_{RA} . Ultimately, we decouple the knowledge and reasoning capabilities in Equation 3 and Equation 5.

Step 4: Decompose reasoning adjustment into correction and overthinking.

Based on the properties of the indicator function:

$$\begin{cases} \sum_{x \in D} \mathbb{I}(y_{\text{slow}} = y^*) = \sum_{x \in D} \mathbb{I}(y_{\text{slow}} = y^*) \cdot (\mathbb{I}(y_{\text{fast}} = y^*) + \mathbb{I}(y_{\text{fast}} \neq y^*)) \\ \sum_{x \in D} \mathbb{I}(y_{\text{fast}} = y^*) = \sum_{x \in D} \mathbb{I}(y_{\text{fast}} = y^*) \cdot (\mathbb{I}(y_{\text{slow}} = y^*) + \mathbb{I}(y_{\text{slow}} \neq y^*)) \end{cases} \quad (6)$$

δ is derived as

$$\delta = \underbrace{\frac{1}{|D|} \sum_{x \in D} \mathbb{I}(y_{\text{fast}} \neq y^*) \cdot \mathbb{I}(y_{\text{slow}} = y^*)}_{\delta_c} - \underbrace{\frac{1}{|D|} \sum_{x \in D} \mathbb{I}(y_{\text{fast}} = y^*) \cdot \mathbb{I}(y_{\text{slow}} \neq y^*)}_{\delta_o} \quad (7)$$

This shows reasoning adjustment has two effects: it corrects the errors made by fast thinking, but also incorrectly override the correct answers. We refer to these effects as correction and overthinking, denoting their corresponding accuracy changes as δ_c and δ_o . Their formal definitions are derived as:

$$\begin{cases} \delta_c = \frac{\sum_{x \in D} \mathbb{I}(y_{\text{fast}} \neq y^*) \cdot \mathbb{I}(y_{\text{slow}} = y^*)}{\sum_{x \in D} \mathbb{I}(y_{\text{fast}} \neq y^*)} \cdot \sum_{x \in D} \mathbb{I}(y_{\text{fast}} \neq y^*) = r_c \cdot |D_{\text{fast}}^{\text{false}}| \\ \delta_o = \frac{\sum_{x \in D} \mathbb{I}(y_{\text{fast}} = y^*) \cdot \mathbb{I}(y_{\text{slow}} \neq y^*)}{\sum_{x \in D} \mathbb{I}(y_{\text{fast}} = y^*)} \cdot \sum_{x \in D} \mathbb{I}(y_{\text{fast}} = y^*) = r_o \cdot |D_{\text{fast}}^{\text{true}}| \end{cases} \quad (8)$$

$|D_{\text{fast}}^{\text{false}}|$ and $|D_{\text{fast}}^{\text{true}}|$ denote the numbers of incorrect and correct answers produced by fast thinking, respectively. r_c and r_o represent the rates at which the LLMs correct wrong answers and overthink correct answers. Thus, the reasoning gain δ is expressed as:

$$\delta = \delta_c - \delta_o = \frac{1}{|D|} \left(r_c \cdot |D_{\text{fast}}^{\text{false}}| - r_o \cdot |D_{\text{fast}}^{\text{true}}| \right) \quad (9)$$

δ arises from two opposing components: the benefit from correction δ_c and the loss from overthinking δ_o . $|D_{\text{fast}}^{\text{false}}|$ and $|D_{\text{fast}}^{\text{true}}|$, determined by knowledge retrieval, define the upper bounds for correction and overthinking. δ_c and δ_o , influenced by reasoning adjustment, define the actual levels of correction and overthinking in the candidates.

Some research suggests reasoning benefits LLMs by providing information gain [24], while others attribute reasoning failure to noise introduction [25]. Equation 9 integrates these insights, indicating it is the trade off between information gain and noise that determines the effect of reasoning.

3 Results

3.1 Experiment Procedure

Dataset MMLU, MathQA, and MedQA are employed [26–28]. MMLU serves as a general dataset, while MathQA and MedQA are domain-specific datasets (Table 3). Although each MMLU question is annotated with a subject, the 57-in-total subjects are too fine-grained for our analysis. Therefore, we group them into 13 broader domains, as shown in Table 4. For example, questions annotated with college physics, conceptual physics, or high school physics are grouped under the "Physics" domain.

Model To enhance the generalizability of our work, extensive experiments are conducted on 15 LLMs, including *Qwen*, *LLaMA*, *Gemma*, *Phi*, and *GLM* [2, 29–32]. Their abbreviations and full model names are shown in Appendix C. Additional experimental details are provided in Appendix D.

3.2 Small LLMs Overthink More Than Correct During Reasoning

Although LLMs have been extensively studied on MMLU, most existing studies fail to disentangle the contributions of knowledge retrieval and reasoning adjustment. Our cognition attribution architecture is employed to decouple their contribution on MMLU.

Table 1 reports the accuracy of fast and slow thinking in "Fast" and "Slow" columns. Reasoning gain δ is determined by the accuracy difference between fast and slow thinking, and subsequently decomposed into δ_c and δ_o according to Equation 9.

Reasoning adjustment benefits most models, yielding positive δ . However, for some extremely small models (marked in red), δ becomes zero or even negative, as the loss from overthinking δ_o outweighs the benefit from correction δ_c .

The correction rate r_c and overthinking rate r_o are investigated. Small LLMs exhibit lower r_c and higher r_o compared to their larger counterparts. Moreover, the variation in r_o across model sizes is more prominent than that in r_c . Notably, the r_o of *LLaMA 1B* is 45.4% higher than that of *LLaMA 70B*, while its r_c is merely 8.7% lower. This asymmetry suggests that the substantial overthinking tendency, rather than the modest correction capability, plays a greater role in the negative reasoning gain in small models. More discussion on correction and overthinking is in Section 3.5.

Table 6 further exhibits that although small models consume a comparable number of tokens to their larger counterparts, they achieve limited reasoning gain δ , suggesting that they acquire only the superficial form of reasoning without its substance.

Our results offer new insights into prior findings. [33, 34] report that reasoning negatively affects performance, while [25] attributes this to noise introduction. Our study further reveals that small LLMs are prone to introducing noise and leading to overthinking. [22] finds that small models benefit less from long CoT distillation. Our results suggest that is because small models introduce more noise when CoT becomes longer. In summary, our study indicates that small LLMs tend to introduce noise during reasoning, reflecting a lack of "prudence" during inference.

Table 1. Performance on MMLU using cognition attribution architecture. "Fast" and "Slow" columns represent the accuracy under fast and slow thinking, respectively. " δ " column measures reasoning gain, decomposed into correction gain δ_c and overthinking loss δ_o . " r_c " and " r_o " columns report correction rate and overthink rate, respectively.

Model	Fast	Slow	δ	δ_c	δ_o	r_c	r_o
<i>Qwen 1.5B</i>	53.9	50.0	-3.9	13.8	17.7	29.9	32.8
<i>Qwen 3B</i>	60.9	63.0	2.1	14.1	12.0	35.9	19.7
<i>Qwen 7B</i>	67.8	71.8	4.0	11.8	7.7	36.5	11.4
<i>Qwen 14B</i>	75.2	78.7	3.6	9.1	5.5	36.5	7.3
<i>Qwen 32B</i>	79.5	81.1	1.5	6.9	5.4	33.9	6.8
<i>QwQ 32B</i>	77.7	85.6	7.9	10.0	10.0	54.6	5.5
<i>LLaMA 1B</i>	35.1	35.1	0.1	17.9	17.3	29.4	52.6
<i>LLaMA 3B</i>	52.4	55.9	3.5	17.1	13.6	35.9	25.9
<i>LLaMA 8B</i>	60.3	65.7	5.4	15.9	10.4	40.0	17.3
<i>LLaMA 70B</i>	81.1	82.4	1.3	7.2	5.9	38.1	7.2
<i>Gemma 2B</i>	53.5	50.9	-2.6	10.4	13.0	22.5	24.4
<i>Gemma 9B</i>	69.3	69.5	0.3	9.5	9.2	30.8	13.3
<i>Gemma 27B</i>	72.5	73.5	1.0	9.4	8.4	34.2	11.6
<i>GLM 9B</i>	63.8	70.1	6.3	14.5	8.2	40.0	13.0
<i>Phi 14B</i>	78.1	84.1	6.0	10.2	4.2	46.7	5.4

3.3 Reasoning Exhibits Significantly Domain-Specific Variability

While it is widely hypothesized that reasoning adjustment is domain-specific (e.g., mathematics is regarded as reasoning-intensive), the claim remains imprecise and speculative. We employ cognition attribution architecture to quantify the contribution of reasoning adjustment across domains.

Figure 2 reports the reasoning gain δ for 15 LLMs across 13 domains, spanning natural sciences to humanities. The results reveal substantial cross-domain variation in δ . Notably, *Qwen 1.5B* shows an inter-domain accuracy gap of 34.7% (22.3% for Mathematics and -12.4% for Political Science).

While domains exhibit varying sensitivity to reasoning adjustment, their relative ranking remains stable. The top-1, top-2, and top-3 δ for each model are highlighted in red, blue, and green, respectively. Across 15 models, δ of mathematics, physics, and chemistry ranks among the top-3 for 15, 14, and 12 times, respectively, indicating that these domains consistently benefit the most from reasoning adjustment. In contrast, political science and history yield negative δ in 10 and 9 models, respectively, suggesting that reasoning adjustment even impair their performance.

Our study provides quantitative evidence that reasoning adjustment exhibits significant domain-specific variability. This phenomenon is explained according to the relationship between correction and overthinking in Equation 9. In knowledge-intensive domains, LLMs make mistakes due to insufficient knowledge. Reasoning cannot compensate for the knowledge gap and instead introduces additional noise. Consequently, δ_c falls short of δ_o , yielding negative δ in these domains. In reasoning-intensive domains (notably mathematics, physics, and chemistry), mistakes often arise from generating answers under high uncertainty. Reasoning effectively reduce ambiguity and correct mistakes. Therefore, δ_c outweighs δ_o , resulting in positive δ in these domains.

The results on MathQA and MedQA show high consistency with MMLU (Figure 8). A significantly high δ (with a range from 20.9% to 40.2%) is observed on MathQA, while the δ on MedQA ranges sorely from -8.5% to 14.3%.

Table 2. δ of 19 LLMs across 13 domains on MMLU. For each model, the top-1, top-2, and top-3 δ are highlighted in red, blue, and green, respectively. Mat, Mathematics; Phy, Physics; Che, Chemistry; CS, Computer Science; EcoBus, Economics and Business; Phi: Philosophy; GeoAst: Geography and Astronomy; BioMed, Biology and Medicine; PhySoc: Psychology and Sociology; Eng, Engineering; His: History; Pol: Political Science.

Model	Mat	Phy	Che	CS	Eco Bus	Phi	Geo Ast	Bio Med	Psy Soc	Eng	Law	His	Pol
<i>Qwen 1.5B</i>	22.3	7.2	5.6	-2.2	-4.1	-7.4	-5.6	-6.8	-7.5	-6.9	-6.9	-9.0	-12.4
<i>Qwen 3B</i>	25.8	15.4	10.9	2.9	0.3	8.3	2.7	-4.7	-2.3	-3.3	0.8	-3.9	-7.1
<i>Qwen 7B</i>	27.6	12.1	10.6	8.3	3.2	10.3	-0.2	-0.6	-0.6	-0.8	0.2	-1.8	-1.9
<i>Qwen 14B</i>	20.0	12.3	13.5	7.4	2.3	2.3	1.5	1.8	1.7	4.5	0.9	-1.0	-1.9
<i>Qwen 32B</i>	13.9	8.8	6.6	6.4	2.7	3.8	-0.6	-1.1	-1.1	-1.2	-2.3	-2.0	0.5
<i>QwQ 32B</i>	22.7	16.9	12.6	11.5	6.1	19.7	2.3	4.6	3.4	6.7	10.5	4.1	-1.5
<i>LLaMA 1B</i>	5.9	7.3	-0.8	-5.2	4.0	-2.1	4.7	4.3	6.3	-0.2	-7.7	-2.0	-3.8
<i>LLaMA 3B</i>	20.6	7.6	8.3	-1.6	2.4	0.6	13.4	5.9	0.2	-3.7	-2.7	1.1	1.2
<i>LLaMA 8B</i>	22.5	15.0	10.6	5.8	4.7	1.9	4.9	4.0	4.9	-0.4	0.6	0.7	2.8
<i>LLaMA 70B</i>	16.4	7.0	9.2	6.7	3.1	-0.1	-2.0	-0.4	-0.2	-2.5	-2.4	-0.7	-0.3
<i>Gemma 2B</i>	4.9	5.7	-0.7	-3.3	-3.6	-7.7	-5.7	-2.3	-2.9	-6.9	-3.6	-4.2	-10.0
<i>Gemma 9B</i>	12.7	10.0	8.9	2.9	-0.2	-3.5	-2.0	-2.2	-2.1	-2.9	-3.0	-1.9	-5.7
<i>Gemma 27B</i>	19.9	10.3	5.0	5.2	0.7	-4.7	-2.9	-2.9	-3.1	-0.4	-0.5	-0.7	-6.8
<i>GLM 9B</i>	24.5	16.8	16.2	11.2	5.4	3.7	3.7	4.0	2.5	9.4	-0.8	-0.5	1.4
<i>Phi 14B</i>	25.9	19.5	12.2	10.6	6.9	2.3	1.7	3.3	1.0	5.3	3.8	1.5	0.2
Average	19.0	11.5	8.6	4.4	2.3	1.8	1.1	0.5	0.0	-0.2	-0.9	-1.4	-3.0

3.4 Parameter Scaling Benefits Knowledge More than Reasoning

Although scaling law demonstrates parameter scaling improves LLMs’ capabilities [4], it is still unclear scaling benefits knowledge or reasoning. To clarify this, the capability improvement from scaling is investigated in Figure 2, with values representing the relative improvement compared to the smallest model in each series. Capabilities of knowledge and reasoning are determined according

to Equation 3-5. For instance, the fast thinking accuracy of *Qwen 32B* and its smallest counterpart *Qwen 1.5B* are 79.5% and 53.9%. The knowledge improvement from scaling becomes 25.6%.

The results reveal that although both knowledge retrieval and reasoning adjustment benefit from model scaling, the improvement in knowledge retrieval is more pronounced and sustained. Reasoning adjustment shows notable gains primarily when scaling from small-sized models (1B) to medium-sized models (8B), but exhibits limited improvement beyond this range. Table 1 demonstrates the observed enhancement in reasoning adjustment from small to medium size is largely attributed to a reduction in overthinking. Once the model reaches medium size, it becomes sufficiently "prudent" to avoid overthinking. Consequently, further scaling leads to only marginal reductions in overthinking, resulting in limited additional gains in reasoning adjustment. The next section further discusses the impact of scaling on correction and overthinking.

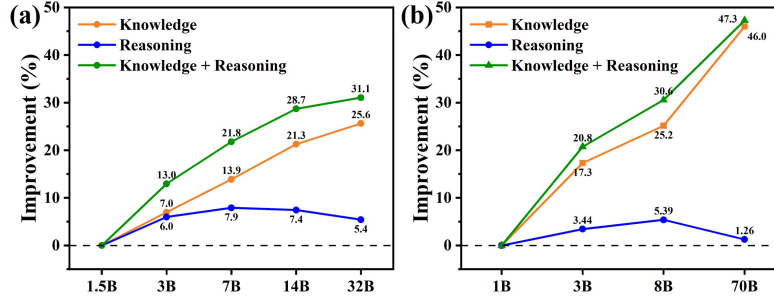


Figure 2. Improvement of knowledge retrieval and reasoning adjustment with parameter scaling. The plotted values quantify improvement relative to the smallest baseline model in each series: *Qwen 1.5B* for the *Qwen* series in panel (a) and *LLaMA 1B* for the *LLaMA* series in panel (b). The green, orange, and blue trajectories represent the $C_{KR} + C_{RA}$, C_{KR} , and C_{RA} according to Equation 3-5.

3.5 Scaling Makes Reasoning Significantly More Prudent and Modestly More Intelligent

Figure 3 demonstrates the different scaling dynamics of overthinking and correction. In both (a) *Qwen* and (b) *LLaMA*, the overthinking rate r_o significantly decreases across all domains, while (c) and (d) show that the correction rate r_c only increases modestly in specific domains.

This phenomenon reveals an asymmetry in the effect of parameter scaling on different reasoning behaviors. The substantial reduction in overthinking rate across all domains suggests that scaling primarily enhances the model’s prudence — specifically, its ability to avoid introducing noise. In particular, with larger models possessing greater knowledge capacity, the introduction of erroneous knowledge during COT reasoning is reduced, leading to less overthinking.

In contrast, the relatively modest and domain-specific improvement in correction rate implies that the correction capability of LLMs is less responsive to scaling compared to overthinking. This may reflect the fact that correction involves complex multi-step reasoning, which benefits less from parameter growth alone and require targeted training.

The anchor experiment in Appendix G further reveals that LLMs display human-like anchoring effects, being influenced by initial incorrect intuitions. Importantly, reasoning adjustment helps counteract these effects, making LLMs more prudent.

3.6 Reasoning Occurs in Deeper Layers of LLMs

The following reveals a phenomenon termed "cognitive hierarchy", indicating that knowledge retrieval and reasoning adjustment operate at different hierarchical layers within neural networks. To quantify this, we employ Centered Kernel Alignment (CKA), a measure of neural network similarity [35, 36].

Figure 4 presents the CKA between the same neural network layer under slow and fast thinking, where a lower CKA indicates reduced similarity for the corresponding layer. (a) and (b) exhibit output CKA for *Qwen 7B* and *LLaMA 8B*, while (c) and (d) exhibits attention CKA. More details about CKA are in Appendix H.

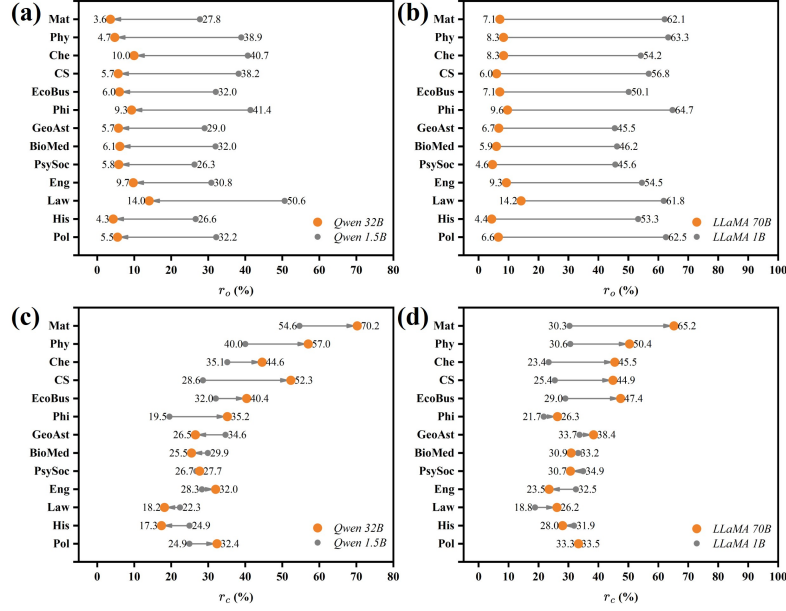


Figure 3. Impact of parameter scaling on overthinking rate r_o and correction rate r_c . (a) and (b) show the r_o of Qwen and LLaMA, respectively. (c) and (d) show the r_c of Qwen and LLaMA, respectively. Mat, Mathematics; Phy, Physics; Che, Chemistry; CS, Computer Science; EcoBus, Economics and Business; Phi, Philosophy; GeoAst, Geography and Astronomy; BioMed, Biology and Medicine; PsySoc, Psychology and Sociology; Eng, Engineering; His, History; Pol: Political Science.

All CKA curves exhibit an initial plateau in lower layers, followed by a decline in higher layers, indicating that lower layers remain similar across thinking modes, while higher layers diverge. This pattern suggests that both modes share knowledge retrieval in lower layers, but slow thinking additionally engages reasoning adjustment in higher layers. Thus, our results suggest knowledge retrieval and reasoning adjustment are primarily localized to lower and higher layers, respectively.

These findings align with recent studies on knowledge editing [19–21], which identify knowledge as being primarily located in the lower layers. Our study extends this by demonstrating that reasoning adjustment occurs in the higher layers.

4 Related Works

CoT To enhance the reasoning capability of LLMs, CoT and its variants, including Tree-of-Thought (ToT), Program-of-Thought (PoT), and Graph-of-Thought, have been proposed [14, 37–39], which endow LLMs with human-like cognitive abilities. Early approaches rely on prompt engineering to explicitly guide CoT generation, but these methods suffer from poor generalizability and heavy dependence on domain expertise. Although techniques like Zero-Shot CoT and Auto-CoT are proposed [40, 41], it remains challenging to endow LLMs with the capability to automatically generate high-quality CoT.

Reasoning LLMs The emergence of OpenAI’s O1 demonstrates the feasibility of large models autonomously generating high-quality Chain-of-Thoughts (CoTs) [15]. While the implementation details of O1 remain undisclosed, several researchers have conducted extensive investigations into its capabilities [16–18]. Initially, researchers propose utilizing external models to supervise and guide the generation of CoT [42]. The most representative methods combine Monte Carlo Tree Search (MCTS) with process-supervised reward models [43, 44]. Although these methods effectively enhance LLMs’ performance on complex reasoning tasks, MCTS suffers from prohibitive computational latency [45], and training process-supervised models requires massive CoT datasets with step-by-step annotations, which are extremely costly to obtain [46–48]. Subsequent efforts aim to internalize reasoning capabilities within LLMs themselves. Studies find that distilling just 3.9K CoT examples

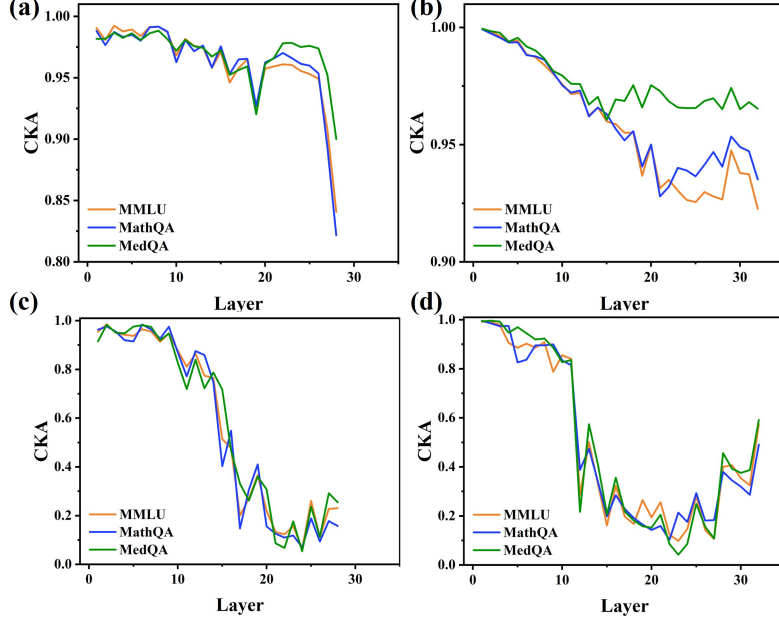


Figure 4. CKA between corresponding layers under slow and fast thinking. Lower CKA indicates reduced similarity for the given layer. (a, b) Output similarity for *Qwen 7B* and *LLaMA 8B*. (c, d) Attention similarity for *Qwen 7B* and *LLaMA 8B*.

elevates a non-reasoning model’s performance to match that of reasoning-specialized models [49]. Recently, DeepSeek shows that outcome-based rewards suffice to enable LLMs to generate high-quality CoT autonomously, significantly reducing the training cost of reasoning-capable LLMs [50–52]. Consequently, LLMs possess not only extensive knowledge but also advanced reasoning abilities.

5 Conclusion

We present a cognition attribution architecture that disentangles knowledge and reasoning in LLMs. In this framework, the cognition of LLMs is decomposed into two phase according to dual-system cognitive theory: knowledge retrieval (Phase 1) and reasoning adjustment (Phase 2). Subsequently, LLMs are prompted to generate answers under different cognitive modes, including fast thinking and slow thinking. The performance under fast thinking determine the capability of knowledge retrieval, while the performance gain attributed to slow thinking quantifies the capability of reasoning adjustment. Ultimately, reasoning adjustment is decomposed into correction and overthinking.

Using this architecture, our findings reveal: (1) reasoning adjustment is domain-specific, benefiting reasoning-intensive domains but potentially harming knowledge-intensive domains; (2) parameter scaling primarily enhances both knowledge retrieval and reasoning adjustment, with reasoning adjustment more significant. Moreover, parameter scaling make reasoning adjustment significantly more prudent in all domains and modestly more intelligent in specific domains. (3) knowledge retrieval and reasoning adjustment are hierarchically organized, residing in lower and higher network layers, respectively. Our architecture not only offers new a perspective on the cognitive properties of LLMs, but also provides insights into some existing research, such as scaling law, hierarchical knowledge editing, and reasoning limitations of small model.

Limitations First, our evaluation is limited to multiple-choice QA; future work should extend the analysis to open-ended generation. Second, while we study 15 models, ultra-large models (>100B) are not included. Third, although we define and quantify knowledge and reasoning based on the dual-system theory, our methods are still simplified and may not fully capture the underlying mechanisms in LLMs. Moreover, this study primarily demonstrates the application of our framework. Although

we have observed some interesting phenomena using the framework, due to space limitations, a more in-depth exploration is not feasible at this stage, which remains a direction for future work.

6 Acknowledgments

The work is supported by Noncommunicable Chronic Diseases-National Science and Technology Major Project (Grant No. 2023ZD0506501).

References

- [1] J. Achiam, S. Adler, S. Agarwal, L. Ahmad, I. Akkaya, F. L. Aleman, D. Almeida, J. Altenschmidt, S. Altman, S. Anadkat, *et al.*, “Gpt-4 technical report,” *arXiv preprint arXiv:2303.08774*, 2023.
- [2] A. Yang, B. Yang, B. Zhang, B. Hui, B. Zheng, B. Yu, C. Li, D. Liu, F. Huang, H. Wei, *et al.*, “Qwen2. 5 technical report,” *arXiv preprint arXiv:2412.15115*, 2024.
- [3] H. Touvron, L. Martin, K. Stone, P. Albert, A. Almahairi, Y. Babaei, N. Bashlykov, S. Batra, P. Bhargava, S. Bhosale, *et al.*, “Llama 2: Open foundation and fine-tuned chat models,” *arXiv preprint arXiv:2307.09288*, 2023.
- [4] J. Kaplan, S. McCandlish, T. Henighan, T. B. Brown, B. Chess, R. Child, S. Gray, A. Radford, J. Wu, and D. Amodei, “Scaling laws for neural language models,” *arXiv preprint arXiv:2001.08361*, 2020.
- [5] J. Devlin, M.-W. Chang, K. Lee, and K. Toutanova, “Bert: Pre-training of deep bidirectional transformers for language understanding,” in *Proceedings of the 2019 conference of the North American chapter of the association for computational linguistics: human language technologies, volume 1 (long and short papers)*, pp. 4171–4186, 2019.
- [6] Z. Ke, Y. Shao, H. Lin, T. Konishi, G. Kim, and B. Liu, “Continual pre-training of language models,” *arXiv preprint arXiv:2302.03241*, 2023.
- [7] S. Yang, H. Zhao, S. Zhu, G. Zhou, H. Xu, Y. Jia, and H. Zan, “Zhongjing: Enhancing the chinese medical capabilities of large language model through expert feedback and real-world multi-turn dialogue,” in *Proceedings of the AAAI conference on artificial intelligence*, vol. 38, pp. 19368–19376, 2024.
- [8] Y. Xie, K. Aggarwal, and A. Ahmad, “Efficient continual pre-training for building domain specific large language models,” in *Findings of the Association for Computational Linguistics ACL 2024*, pp. 10184–10201, 2024.
- [9] E. J. Hu, Y. Shen, P. Wallis, Z. Allen-Zhu, Y. Li, S. Wang, L. Wang, W. Chen, *et al.*, “Lora: Low-rank adaptation of large language models,” *ICLR*, vol. 1, no. 2, p. 3, 2022.
- [10] X. L. Li and P. Liang, “Prefix-tuning: Optimizing continuous prompts for generation,” *arXiv preprint arXiv:2101.00190*, 2021.
- [11] X. Liu, K. Ji, Y. Fu, W. L. Tam, Z. Du, Z. Yang, and J. Tang, “P-tuning v2: Prompt tuning can be comparable to fine-tuning universally across scales and tasks,” *arXiv preprint arXiv:2110.07602*, 2021.
- [12] I. Mirzadeh, K. Alizadeh, H. Shahrokhi, O. Tuzel, S. Bengio, and M. Farajtabar, “Gsm-symbolic: Understanding the limitations of mathematical reasoning in large language models,” *arXiv preprint arXiv:2410.05229*, 2024.
- [13] K. Huang, J. Guo, Z. Li, X. Ji, J. Ge, W. Li, Y. Guo, T. Cai, H. Yuan, R. Wang, *et al.*, “Math-perturb: Benchmarking llms’ math reasoning abilities against hard perturbations,” *arXiv preprint arXiv:2502.06453*, 2025.
- [14] J. Wei, X. Wang, D. Schuurmans, M. Bosma, F. Xia, E. Chi, Q. V. Le, D. Zhou, *et al.*, “Chain-of-thought prompting elicits reasoning in large language models,” *Advances in neural information processing systems*, vol. 35, pp. 24824–24837, 2022.
- [15] OpenAI, “Learning to reason with large language models.” OpenAI Blog, 2023. Accessed: 2024-07-20.
- [16] Y. Qin, X. Li, H. Zou, Y. Liu, S. Xia, Z. Huang, Y. Ye, W. Yuan, H. Liu, Y. Li, *et al.*, “O1 replication journey: A strategic progress report–part 1,” *arXiv preprint arXiv:2410.18982*, 2024.
- [17] Z. Huang, H. Zou, X. Li, Y. Liu, Y. Zheng, E. Chern, S. Xia, Y. Qin, W. Yuan, and P. Liu, “O1 replication journey–part 2: Surpassing o1-preview through simple distillation, big progress or bitter lesson?,” *arXiv preprint arXiv:2411.16489*, 2024.

- [18] Z. Huang, G. Geng, S. Hua, Z. Huang, H. Zou, S. Zhang, P. Liu, and X. Zhang, “O1 replication journey—part 3: Inference-time scaling for medical reasoning,” *arXiv preprint arXiv:2501.06458*, 2025.
- [19] X. Zhang, M. Li, and J. Wu, “Co-occurrence is not factual association in language models,” *arXiv preprint arXiv:2409.14057*, 2024.
- [20] K. Meng, D. Bau, A. Andonian, and Y. Belinkov, “Locating and editing factual associations in gpt,” *Advances in neural information processing systems*, vol. 35, pp. 17359–17372, 2022.
- [21] K. Meng, A. S. Sharma, A. Andonian, Y. Belinkov, and D. Bau, “Mass-editing memory in a transformer,” *arXiv preprint arXiv:2210.07229*, 2022.
- [22] Y. Li, X. Yue, Z. Xu, F. Jiang, L. Niu, B. Y. Lin, B. Ramasubramanian, and R. Poovendran, “Small models struggle to learn from strong reasoners,” *arXiv preprint arXiv:2502.12143*, 2025.
- [23] D. Kahneman, *Thinking, Fast and Slow*. New York: Farrar, Straus and Giroux, 2011.
- [24] J.-F. Ton, M. F. Taufiq, and Y. Liu, “Understanding chain-of-thought in llms through information theory,” *arXiv preprint arXiv:2411.11984*, 2024.
- [25] Z. Gan, Y. Liao, and Y. Liu, “Rethinking external slow-thinking: From snowball errors to probability of correct reasoning,” *arXiv preprint arXiv:2501.15602*, 2025.
- [26] D. Hendrycks, C. Burns, S. Basart, A. Zou, M. Mazeika, D. Song, and J. Steinhardt, “Measuring massive multitask language understanding,” *arXiv preprint arXiv:2009.03300*, 2020.
- [27] X. Zhang, J. Wu, Z. He, X. Liu, and Y. Su, “Medical exam question answering with large-scale reading comprehension,” in *Proceedings of the AAAI conference on artificial intelligence*, vol. 32, 2018.
- [28] A. Amini, S. Gabriel, P. Lin, R. Koncel-Kedziorski, Y. Choi, and H. Hajishirzi, “Mathqa: Towards interpretable math word problem solving with operation-based formalisms,” *arXiv preprint arXiv:1905.13319*, 2019.
- [29] A. Grattafiori, A. Dubey, A. Jauhri, A. Pandey, A. Kadian, A. Al-Dahle, A. Letman, A. Mathur, A. Schelten, A. Vaughan, *et al.*, “The llama 3 herd of models,” *arXiv preprint arXiv:2407.21783*, 2024.
- [30] G. Team, M. Riviere, S. Pathak, P. G. Sessa, C. Hardin, S. Bhupatiraju, L. Hussenot, T. Mesnard, B. Shahriari, A. Ramé, *et al.*, “Gemma 2: Improving open language models at a practical size,” *arXiv preprint arXiv:2408.00118*, 2024.
- [31] M. Abdin, J. Aneja, H. Behl, S. Bubeck, R. Eldan, S. Gunasekar, M. Harrison, R. J. Hewett, M. Javaheripi, P. Kauffmann, *et al.*, “Phi-4 technical report,” *arXiv preprint arXiv:2412.08905*, 2024.
- [32] T. GLM, A. Zeng, B. Xu, B. Wang, C. Zhang, D. Yin, D. Zhang, D. Rojas, G. Feng, H. Zhao, *et al.*, “Chatglm: A family of large language models from glm-130b to glm-4 all tools,” *arXiv preprint arXiv:2406.12793*, 2024.
- [33] R. Liu, J. Geng, A. J. Wu, I. Sucholutsky, T. Lombrozo, and T. L. Griffiths, “Mind your step (by step): Chain-of-thought can reduce performance on tasks where thinking makes humans worse,” *arXiv preprint arXiv:2410.21333*, 2024.
- [34] A. Cuadron, D. Li, W. Ma, X. Wang, Y. Wang, S. Zhuang, S. Liu, L. G. Schroeder, T. Xia, H. Mao, *et al.*, “The danger of overthinking: Examining the reasoning-action dilemma in agentic tasks,” *arXiv preprint arXiv:2502.08235*, 2025.
- [35] C. Cortes, M. Mohri, and A. Rostamizadeh, “Algorithms for learning kernels based on centered alignment,” *The Journal of Machine Learning Research*, vol. 13, no. 1, pp. 795–828, 2012.
- [36] S. Kornblith, M. Norouzi, H. Lee, and G. Hinton, “Similarity of neural network representations revisited,” in *International conference on machine learning*, pp. 3519–3529, PMLR, 2019.

- [37] S. Yao, D. Yu, J. Zhao, I. Shafran, T. Griffiths, Y. Cao, and K. Narasimhan, “Tree of thoughts: Deliberate problem solving with large language models,” *Advances in neural information processing systems*, vol. 36, pp. 11809–11822, 2023.
- [38] W. Chen, X. Ma, X. Wang, and W. W. Cohen, “Program of thoughts prompting: Disentangling computation from reasoning for numerical reasoning tasks,” *arXiv preprint arXiv:2211.12588*, 2022.
- [39] M. Besta, N. Blach, A. Kubicek, R. Gerstenberger, M. Podstawski, L. Gianinazzi, J. Gajda, T. Lehmann, H. Niewiadomski, P. Nyczyk, *et al.*, “Graph of thoughts: Solving elaborate problems with large language models,” in *Proceedings of the AAAI Conference on Artificial Intelligence*, vol. 38, pp. 17682–17690, 2024.
- [40] T. Kojima, S. S. Gu, M. Reid, Y. Matsuo, and Y. Iwasawa, “Large language models are zero-shot reasoners,” *Advances in neural information processing systems*, vol. 35, pp. 22199–22213, 2022.
- [41] Z. Zhang, A. Zhang, M. Li, and A. Smola, “Automatic chain of thought prompting in large language models,” *arXiv preprint arXiv:2210.03493*, 2022.
- [42] K. Cobbe, V. Kosaraju, M. Bavarian, M. Chen, H. Jun, L. Kaiser, M. Plappert, J. Tworek, J. Hilton, R. Nakano, *et al.*, “Training verifiers to solve math word problems,” *arXiv preprint arXiv:2110.14168*, 2021.
- [43] D. Zhang, S. Zhoubian, Z. Hu, Y. Yue, Y. Dong, and J. Tang, “Rest-mcts*: Llm self-training via process reward guided tree search,” *Advances in Neural Information Processing Systems*, vol. 37, pp. 64735–64772, 2024.
- [44] X. Guan, L. L. Zhang, Y. Liu, N. Shang, Y. Sun, Y. Zhu, F. Yang, and M. Yang, “rstar-math: Small llms can master math reasoning with self-evolved deep thinking,” *arXiv preprint arXiv:2501.04519*, 2025.
- [45] J. Jiang, Z. Chen, Y. Min, J. Chen, X. Cheng, J. Wang, Y. Tang, H. Sun, J. Deng, W. X. Zhao, *et al.*, “Technical report: Enhancing llm reasoning with reward-guided tree search,” *arXiv preprint arXiv:2411.11694*, 2024.
- [46] A. Setlur, C. Nagpal, A. Fisch, X. Geng, J. Eisenstein, R. Agarwal, A. Agarwal, J. Berant, and A. Kumar, “Rewarding progress: Scaling automated process verifiers for llm reasoning,” *arXiv preprint arXiv:2410.08146*, 2024.
- [47] J. Lu, Z. Dou, H. Wang, Z. Cao, J. Dai, Y. Feng, and Z. Guo, “Autopsv: Automated process-supervised verifier,” *Advances in Neural Information Processing Systems*, vol. 37, pp. 79935–79962, 2024.
- [48] P. Wang, L. Li, Z. Shao, R. Xu, D. Dai, Y. Li, D. Chen, Y. Wu, and Z. Sui, “Math-shepherd: Verify and reinforce llms step-by-step without human annotations,” *arXiv preprint arXiv:2312.08935*, 2023.
- [49] Y. Min, Z. Chen, J. Jiang, J. Chen, J. Deng, Y. Hu, Y. Tang, J. Wang, X. Cheng, H. Song, *et al.*, “Imitate, explore, and self-improve: A reproduction report on slow-thinking reasoning systems,” *arXiv preprint arXiv:2412.09413*, 2024.
- [50] D. Guo, D. Yang, H. Zhang, J. Song, R. Zhang, R. Xu, Q. Zhu, S. Ma, P. Wang, X. Bi, *et al.*, “Deepseek-r1: Incentivizing reasoning capability in llms via reinforcement learning,” *arXiv preprint arXiv:2501.12948*, 2025.
- [51] Q. Team, “Qwq-32b: Embracing the power of reinforcement learning.” Qwen Blog, 2025. Accessed: 2024-07-20.
- [52] K. Team, A. Du, B. Gao, B. Xing, C. Jiang, C. Chen, C. Li, C. Xiao, C. Du, C. Liao, *et al.*, “Kimi k1. 5: Scaling reinforcement learning with llms,” *arXiv preprint arXiv:2501.12599*, 2025.

A Prompt

A.1 Fast thinking prompt

Fast thinking requires LLMs to directly output answers based on its knowledge without engaging in any additional CoT. The prompt that guides LLMs to conduct fast thinking prompt is:

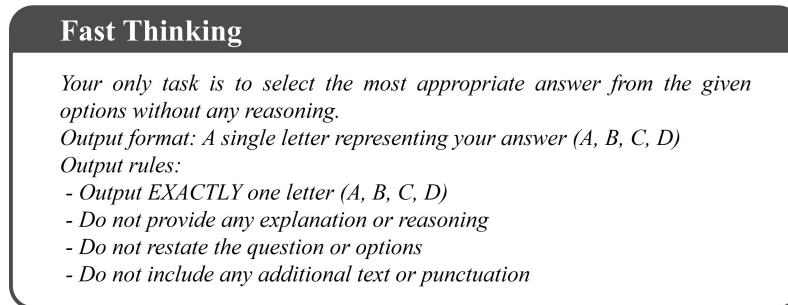


Figure 5. Fast thinking prompt

A.2 Fast thinking example

Question: A university's mathematics department has 10 professors and will offer 20 different courses next semester. Each professor will be assigned to teach exactly 2 of the courses, and each course will have exactly one professor assigned to teach it. If any professor can be assigned to teach any course, how many different complete assignments of the 10 professors to the 20 courses are possible?

Option:

A: $20!/2^{10}$

B: $10!/2^9$

C: $10^{20} - 2^{10}$

D: $10^{20} - 100$

Fast thinking answer:

A

A.3 Slow thinking prompt

Slow thinking requires LLMs to adjust the intuitive answer generated by fast thinking after reasoning. For reasoning LLMs, including Qwen QwQ Preview and DeepSeek-Distilled Qwen, the question is directly input without any additional prompt guidance. For other non-reasoning LLMs, following prompt is used to guide slow thinking:

A.4 Slow thinking example

Question: A university's mathematics department has 10 professors and will offer 20 different courses next semester. Each professor will be assigned to teach exactly 2 of the courses, and each course will have exactly one professor assigned to teach it. If any professor can be assigned to teach any course, how many different complete assignments of the 10 professors to the 20 courses are possible?

Option:

A: $20!/2^{10}$

B: $10!/2^9$

C: $10^{20} - 2^{10}$

D: $10^{20} - 100$

Slow Thinking

Your role as an assistant involves thoroughly exploring questions through a systematic long thinking process before providing the final precise and accurate solutions. This requires engaging in a comprehensive cycle of analysis, summarizing, exploration, reassessment, reflection, backtracing, and iteration to develop well-considered thinking process.

Please structure your response into two main sections: Thought and Solution.

In the Thought section, detail your reasoning process. Each step should include detailed considerations such as analysing questions, summarizing relevant findings, brainstorming new ideas, verifying the accuracy of the current steps, refining any errors, and revisiting previous steps.

In the Solution section, based on various attempts, explorations, and reflections from the Thought section, systematically present the final solution that you deem correct. The solution should remain a logical, accurate, concise expression style and detail necessary step needed to reach the conclusion.

Now, try to solve the following question through the above guidelines:

Figure 6. Slow thinking prompt

Slow thinking answer:

Thought

1. **Analyzing the Question:**

- The problem involves assigning 10 professors to 20 courses, with each professor teaching exactly 2 courses and each course being taught by exactly one professor.
- The key is to understand the combinatorial nature of the problem, which involves selecting and assigning courses to professors.

2. **Summarizing Relevant Findings:**

- Each professor is assigned 2 courses out of 20, and there are 10 professors.
- The total number of courses is 20, and each course is assigned to exactly one professor.
- The problem can be approached by considering the number of ways to choose 2 courses for each professor and then arranging the professors to these courses.

3. **Brainstorming New Ideas:**

- One approach is to consider the number of ways to choose 2 courses out of 20 for the first professor, then 2 out of the remaining 18 for the second professor, and so on.
- Another approach is to consider the total permutations of assigning 20 courses to 10 professors, but this needs to be adjusted for the fact that each professor is assigned exactly 2 courses.

4. **Verifying the Accuracy of Current Steps:**

- The first approach involves calculating combinations for each professor and then multiplying these combinations.
- The second approach involves calculating permutations and then dividing by the number of ways to arrange the 2 courses for each professor (since the order of courses for each professor does not matter).

5. **Refining Any Errors:**

- The first approach might overcount because it does not account for the indistinguishability of the order of courses for each professor.
- The second approach is more accurate as it accounts for the indistinguishability of the order of courses for each professor.

6. **Revisiting Previous Steps:**

- The correct approach is to calculate the total permutations of assigning 20 courses to 10 professors and then divide by the number of ways to arrange the 2 courses for each professor ($2!$ for each professor).

Solution

1. **Total Permutations of Assigning Courses:**

- The total number of ways to assign 20 courses to 10 professors is $(20!)$.

2. **Adjusting for Indistinguishability:**

- Since each professor is assigned exactly 2 courses, and the order of these 2 courses does not matter, we need to divide by $(2!)$ for each professor.

- There are 10 professors, so we divide by (2^{10}) .

3. **Final Calculation:**

- The number of different complete assignments is $\frac{20!}{2^{10}}$.

Thus, the correct answer is: **A: $20!/2^{10}$**

B Data

This study involves three datasets, including MMLU, MathQA and MedQA. Only the test part of MMLU is involved. MMLU serves as general dataset, while MathQA and MedQA represent the domain-specific datasets.

Table 3. Question quantity of dataset

Dataset	Question Quantity
MMLU	14042
MathQA	2985
MedQA	1273

MMLU comprises 57 distinct topics, grouped into 13 fields based on disciplinary similarity. Among them, Miscellaneous is not assigned to any specific field. The topic of human aging primarily addresses demographic trends rather than biological mechanisms and is therefore categorized under Psychology and Sociology instead of Biology and Medicine. Computer Security focuses on security architecture rather than algorithms, and is thus classified separately from Computer Science.

Table 4. Domain classification and corresponding problem quantity

Field	Subject	Problem Quantity
Mathematics	Abstract Algebra	100
	College Mathematics	100
	Elementary Mathematics	378
	High School Mathematics	270
	High School Statistics	216
Physics	College Physics	102
	Conceptual Physics	235
	High School Physics	151
Chemistry	College Chemistry	100
	High School Chemistry	203
Computer Science	College Computer Science	100
	High School Computer Science	100

Field	Subject	Problem Quantity
Economics and Business	Machine Learning	112
	Business Ethics	100
	Econometrics	114
	High School Macroeconomics	390
	High School Microeconomics	238
	Management	103
	Marketing	234
	Professional Accounting	282
Biology and Medicine	Anatomy	135
	Clinical Knowledge	265
	College Biology	144
	College Medicine	173
	High School Biology	310
	Human Sexuality	131
	Medical Genetics	100
	Nutrition	306
	Professional Medicine	272
	Virology	166
Psychology and Sociology	High School Psychology	545
	Human Aging	223
	Professional Psychology	612
	Sociology	201
Geography and Astronomy	Astronomy	152
	Global Facts	100
	High School Geography	198
	World Religions	171
Engineering	Computer Security	100
	Electrical Engineering	145
Philosophy	Formal Logic	126
	Logical Fallacies	163
	Moral Disputes	346
	Moral Scenarios	895
	Philosophy	311
Law	International Law	121
	Jurisprudence	108
	Professional Law	1534
History	High School European History	165
	High School US History	204
	High School World History	237
	Prehistory	324
Political Science	High School Government and Politics	193
	Public Relations	110
	Security Studies	245
	US Foreign Policy	100

C Model details

The abbreviations of LLMs are as follows:

Table 5. Model name abbreviations

Full Name	Abbreviation
<i>Qwen 2.5</i>	<i>Qwen</i>
<i>Qwen QwQ 32B Preview</i>	<i>QwQ 32B</i>
<i>LlaMA 3</i>	<i>LLaMA</i>
<i>Gemma 2</i>	<i>Gemma</i>
<i>GLM 4</i>	<i>GLM</i>
<i>Phi 4</i>	<i>Phi</i>

D Experimental details

D.1 Hyperparamters

To minimize uncertainty, the temperature of the LLM is set to 0, with Pass@1 accuracy serving as the final performance metric for the model. The experiments are conducted using Python 3.10.13, vLLM 0.6.6, and Transformers 4.47.1.

D.2 Evaluation methods

When evaluating the correctness of fast thinking, the model’s responses are directly compared against the ground-truth answers. When assessing slow thinking, GLM-4-PLUS is employed as the evaluator. The prompt used for evaluation is as follows:

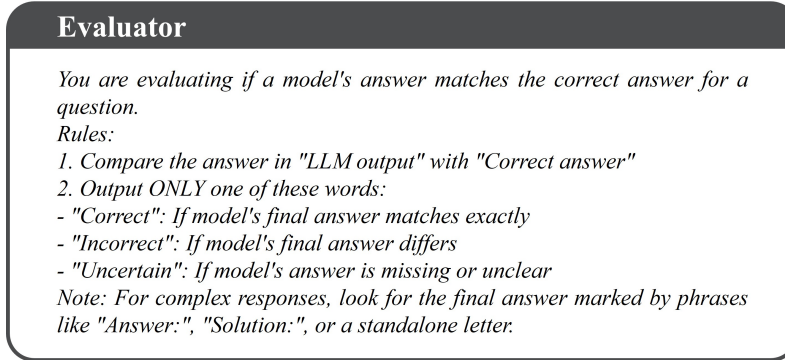


Figure 7. Evaluation prompt

E Results of Token consumption

Table 6 presents the token consumption of various LLMs on MMLU. The "Correct", "Incorrect", and "Overall" columns represent token consumption for correct answers, incorrect answers, and both, respectively. The results show that although smaller models consume a similar number of tokens as larger models, they achieve limited reasoning gain (δ). Furthermore, incorrect answers generally lead to higher token consumption than correct answers.

Table 6. Token consumption of LLMs on MMLU. The "Correct", "Incorrect", and "Overall" columns indicate the token consumption corresponding to the correct answers, incorrect answers, and both correct and incorrect answers, respectively.

Model	Correct	Incorrect	Overall
<i>Qwen 1.5B</i>	473	546	510
<i>Qwen 3B</i>	520	616	556
<i>Qwen 7B</i>	552	607	568
<i>Qwen 14B</i>	565	630	579
<i>Qwen 32B</i>	515	557	523
<i>QwQ 32B</i>	1050	1538	1120
<i>LLaMA 1B</i>	540	686	635
<i>LLaMA 3B</i>	569	759	653
<i>LLaMA 8B</i>	595	869	689
<i>LLaMA 70B</i>	503	664	532
<i>Gemma 2B</i>	602	674	637
<i>Gemma 9B</i>	452	523	474
<i>Gemma 27B</i>	422	488	440
<i>GLM 9B</i>	536	609	558
<i>Phi 14B</i>	586	693	603

F Detailed results across domains

F.1 Detailed results on MMLU

Table 7. The accuracy of the *Qwen* series across various domains

	<i>Qwen 3B</i>		<i>Qwen 7B</i>		<i>Qwen 14B</i>		<i>Qwen 32B</i>		<i>QwQ 32B</i>	
	Fast	Slow	Fast	Slow	Fast	Slow	Fast	Slow	Fast	Slow
Abstract algebra	30	29	41	54	51	66	58	73	61	83
College mathematics	38	43	42	54	42	71	53	80	67	83
Elementary mathematics	43	77	52	88	63	94	79	96	88	96
High school mathematics	34	62	44	79	47	85	56	87	66	90
High school statistics	45	57	60	69	69	81	73	83	80	86
College physics	40	45	57	69	51	73	57	82	70	86
Conceptual physics	48	56	58	72	73	79	79	85	86	90
High school physics	33	40	42	62	59	74	70	83	72	82
College chemistry	34	38	48	47	43	56	53	61	56	63
High school chemistry	41	48	49	66	60	69	67	83	76	83
College computer science	43	40	56	45	58	68	67	78	78	87
High school computer science	60	53	70	78	82	89	87	91	90	94
Machine learning	37	39	38	48	53	61	61	68	71	77
Business ethics	62	51	66	64	73	69	76	75	80	78
Econometrics	31	39	54	41	58	57	66	63	68	65
High school macroeconomics	53	55	63	67	73	78	81	84	85	87
High school microeconomics	59	48	72	72	83	83	86	87	91	92
Management	72	67	75	71	83	84	84	83	81	85

	<i>Qwen 3B</i>		<i>Qwen 7B</i>		<i>Qwen 14B</i>		<i>Qwen 32B</i>		<i>QwQ 32B</i>	
	Fast	Slow	Fast	Slow	Fast	Slow	Fast	Slow	Fast	Slow
Marketing	82	71	84	79	90	87	90	88	91	91
Professional accounting	41	36	49	56	54	67	64	73	65	76
Anatomy	52	50	64	53	73	69	70	76	77	73
Clinical knowledge	61	56	64	67	75	76	82	81	86	83
College biology	62	62	74	70	81	78	88	88	94	94
College medicine	62	55	68	63	71	72	77	83	81	83
High school biology	67	64	81	76	84	84	89	87	93	91
Human sexuality	60	55	71	63	76	77	82	84	87	86
Medical genetics	70	50	74	74	83	77	85	90	91	92
Nutrition	60	52	69	68	76	74	81	85	83	83
Professional medicine	53	43	71	60	75	76	84	84	88	88
Virology	45	36	51	45	50	52	52	52	55	50
High school psychology	77	70	84	81	86	88	89	92	92	92
Human aging	57	52	70	61	70	69	75	77	78	76
Professional psychology	53	46	60	61	74	70	78	80	82	80
Sociology	74	62	79	74	82	84	88	85	88	88
Astronomy	67	57	70	71	85	81	85	89	89	91
Global facts	23	33	33	46	41	53	52	56	57	51
High school geography	70	57	73	77	85	83	90	89	90	89
World religions	76	73	81	78	83	81	85	86	89	89
Computer security	71	59	67	66	74	73	77	82	84	79
Electrical engineering	52	48	57	52	66	65	70	74	77	78
Formal logic	48	41	42	44	59	56	61	67	70	73
Logical fallacies	74	56	76	64	83	80	88	85	86	86
Moral disputes	54	50	59	59	70	70	74	75	81	78
Moral scenarios	31	22	28	42	33	48	65	68	68	73
Philosophy	56	54	66	59	70	71	79	78	78	81
International law	64	60	75	69	76	74	79	81	83	85
Jurisprudence	69	57	72	69	76	76	81	83	87	84
Professional law	36	29	40	42	48	49	54	54	60	58
High school european history	72	66	76	73	83	77	84	85	84	83
High school us history	65	57	80	75	84	84	89	87	92	91
High school world history	72	58	80	70	84	80	89	86	92	89
Prehistory	60	52	69	69	75	75	84	85	88	86
High school government and politics	73	63	79	74	91	91	93	92	94	95
Public relations	58	45	63	59	66	62	74	72	73	72
Security studies	59	44	68	58	70	68	77	74	78	79
Us foreign policy	75	64	76	67	82	79	90	89	93	92

Table 8. The accuracy of the *LLaMA* series across various domains

	<i>LLaMA 1B</i>		<i>LLaMA 3B</i>		<i>LLaMA 8B</i>		<i>LLaMA 70B</i>	
	Fast	Slow	Fast	Slow	Fast	Slow	Fast	Slow
Abstract algebra	27	17	30	36	33	35	61	71
College mathematics	30	17	38	27	31	40	53	67
Elementary mathematics	28	49	41	77	47	84	78	93
High school mathematics	22	27	34	61	40	65	56	83
High school statistics	24	20	40	49	48	56	73	83
College physics	22	19	32	44	36	59	64	82
Conceptual physics	29	40	46	55	53	70	82	83
High school physics	20	28	36	40	43	50	68	77
College chemistry	23	27	36	41	41	50	57	65
High school chemistry	33	30	45	55	48	59	72	82
College computer science	36	27	52	44	57	53	69	77
High school computer science	40	36	56	58	65	72	91	95
Machine learning	29	29	34	35	38	51	66	74
Business ethics	37	33	57	53	65	67	83	76
Econometrics	29	28	35	34	42	45	65	61
High school macroeconomics	25	36	50	53	59	68	84	88
High school microeconomics	31	33	49	61	66	69	90	92
Management	32	45	59	69	74	77	87	88
Marketing	43	52	73	78	81	87	93	93
Professional accounting	27	23	44	37	51	52	64	77
Anatomy	45	47	56	58	64	70	81	80
Clinical knowledge	37	43	55	64	67	72	84	84
College biology	35	39	55	67	68	76	92	92
College medicine	33	43	55	63	65	68	80	80
High school biology	37	44	56	68	71	80	92	93
Human sexuality	38	40	63	51	70	73	85	85
Medical genetics	36	37	63	73	63	78	94	93
Nutrition	37	39	57	68	70	71	89	85
Professional medicine	37	42	67	68	76	76	92	92
Virology	31	30	49	42	49	48	52	54
High school psychology	36	53	74	75	81	86	93	93
Human aging	32	35	60	59	65	66	83	81
Professional psychology	33	35	53	52	61	67	83	83
Sociology	44	40	68	69	73	78	90	90
Astronomy	41	41	53	64	72	68	93	89
Global facts	32	30	28	33	40	34	60	62
High school geography	36	44	56	71	68	79	90	89
World religions	51	47	72	74	81	83	91	92
Computer security	43	43	62	60	69	67	83	77
Electrical engineering	33	33	52	47	55	56	77	77
Formal logic	35	23	40	40	44	45	63	67
Logical fallacies	45	28	56	61	74	66	86	80

	<i>LLaMA 1B</i>		<i>LLaMA 3B</i>		<i>LLaMA 8B</i>		<i>LLaMA 70B</i>	
	Fast	Slow	Fast	Slow	Fast	Slow	Fast	Slow
Moral disputes	36	37	50	51	63	64	83	80
Moral scenarios	30	19	32	30	35	43	88	81
Philosophy	36	35	56	57	63	66	78	79
International law	50	47	69	64	70	77	89	88
Jurisprudence	29	35	53	67	68	72	84	86
Professional law	32	23	42	38	49	48	68	66
High school european history	35	34	66	71	69	77	83	85
High school us history	44	42	63	66	77	77	94	90
High school world history	40	46	72	71	80	79	90	90
Prehistory	40	31	58	57	69	67	86	86
High school government and politics	34	44	65	74	78	82	96	95
Public relations	28	41	54	51	62	61	75	73
Security studies	41	27	53	52	59	67	76	78
Us foreign policy	53	32	72	67	85	77	91	91

Table 9. The accuracy of *Gemma* series across various domains

	<i>Gemma 2B</i>		<i>Gemma 9B</i>		<i>Gemma 27B</i>	
	Fast	Slow	Fast	Slow	Fast	Slow
Abstract algebra	36	32	46	43	44	51
College mathematics	26	28	34	41	43	49
Elementary mathematics	42	61	59	83	57	89
High school mathematics	33	32	48	58	44	68
High school statistics	49	41	61	66	68	75
College physics	33	39	49	72	52	75
Conceptual physics	46	52	67	76	77	80
High school physics	31	36	58	61	57	70
College chemistry	43	44	54	54	49	59
High school chemistry	43	42	59	72	68	71
College computer science	39	33	49	56	63	64
High school computer science	53	58	82	79	77	86
Machine learning	36	28	47	52	65	71
Business ethics	54	47	67	66	72	71
Econometrics	36	33	61	54	60	49
High school macroeconomics	57	56	78	79	78	80
High school microeconomics	57	54	82	83	86	85
Management	74	65	82	80	83	81
Marketing	78	75	89	88	92	88
Professional accounting	39	34	56	57	57	68
Anatomy	51	50	67	70	75	75
Clinical knowledge	56	51	76	71	81	75
College biology	68	65	86	85	93	86

	<i>Gemma 2B</i>		<i>Gemma 9B</i>		<i>Gemma 27B</i>	
	Fast	Slow	Fast	Slow	Fast	Slow
College medicine	60	59	75	73	78	76
High school biology	68	69	89	87	91	90
Human sexuality	61	55	83	73	82	76
Medical genetics	68	68	79	83	83	86
Nutrition	58	56	72	74	81	77
Professional medicine	54	51	78	75	83	82
Virology	47	42	52	45	54	46
High school psychology	80	76	91	90	92	92
Human aging	51	57	74	70	79	72
Professional psychology	51	48	76	74	81	76
Sociology	71	62	88	83	88	85
Astronomy	57	52	78	79	84	80
Global facts	26	27	36	42	48	47
High school geography	74	67	87	83	88	86
World religions	65	67	85	81	87	84
Computer security	66	54	80	69	76	74
Electrical engineering	51	48	63	66	67	68
Formal logic	40	33	51	48	56	52
Logical fallacies	66	57	84	81	85	78
Moral disputes	60	49	73	66	77	73
Moral scenarios	27	26	34	40	43	49
Philosophy	56	53	71	71	75	69
International law	63	48	79	74	81	79
Jurisprudence	62	57	80	81	82	77
Professional law	38	35	54	51	56	56
High school european history	67	68	81	81	82	78
High school us history	70	66	86	81	86	85
High school world history	70	65	89	82	87	89
Prehistory	59	53	76	78	80	79
High school government and politics	76	79	93	96	96	93
Public relations	56	52	71	65	68	61
Security studies	59	36	74	63	76	64
Us foreign policy	69	60	88	80	88	86

Table 10. The accuracy of *GLM* and *Phi* models across various domains

	<i>GLM 9B</i>		<i>Phi 14B</i>	
	Fast	Slow	Fast	Slow
Abstract algebra	29	47	59	85
College mathematics	60	66	77	85
Elementary mathematics	70	75	87	93
High school mathematics	76	71	83	77

	<i>GLM 9B</i>		<i>Phi 14B</i>	
	Fast	Slow	Fast	Slow
High school statistics	71	75	82	83
College physics	76	77	92	94
Conceptual physics	41	57	61	72
High school physics	47	64	68	88
College chemistry	35	40	53	80
High school chemistry	66	71	82	85
College computer science	36	69	54	96
High school computer science	78	84	79	87
Machine learning	61	73	82	92
Business ethics	44	41	65	69
Econometrics	53	65	79	82
High school macroeconomics	51	84	71	97
High school microeconomics	43	56	65	85
Management	41	40	50	61
Marketing	82	86	92	95
Professional accounting	57	73	75	88
Anatomy	78	81	89	92
Clinical knowledge	85	82	83	84
College biology	83	85	91	89
College medicine	88	91	95	97
High school biology	71	79	84	92
Human sexuality	34	65	54	93
Medical genetics	79	87	92	96
Nutrition	51	66	64	83
Professional medicine	86	90	93	94
Virology	56	70	77	86
High school psychology	86	84	89	92
Human aging	87	85	90	90
Professional psychology	72	67	78	77
Sociology	73	69	82	85
Astronomy	74	79	88	88
Global facts	74	73	90	87
High school geography	79	75	86	85
World religions	46	59	66	75
Computer security	79	83	85	86
Electrical engineering	89	88	91	92
Formal logic	70	68	90	93
Logical fallacies	82	84	88	94
Moral disputes	66	69	81	81
Moral scenarios	38	59	68	73
Philosophy	67	77	82	86
International law	68	69	85	83
Jurisprudence	69	71	85	87

	<i>GLM 9B</i>		<i>Phi 14B</i>	
	Fast	Slow	Fast	Slow
Professional law	46	57	66	87
High school european history	47	46	62	66
High school us history	68	73	87	93
High school world history	65	69	84	85
Prehistory	64	63	76	74
High school government and politics	63	65	78	78
Public relations	82	84	89	89
Security studies	79	78	89	90
Us foreign policy	48	48	54	52

F.2 Detailed results on MathQA and MedQA

In addition to MMLU, this paper also conducts experiments on MathQA and MedQA. To ensure comparability between datasets, the four-option version of MedQA is selected. For MathQA, one wrong option is randomly removed to reduce the choices from five to four.

The difference between slow and fast thinking in MathQA is more significant than that in MedQA, indicating reasoning contributes more on mathematics than medicine. This result is aligned with that on MMLU.

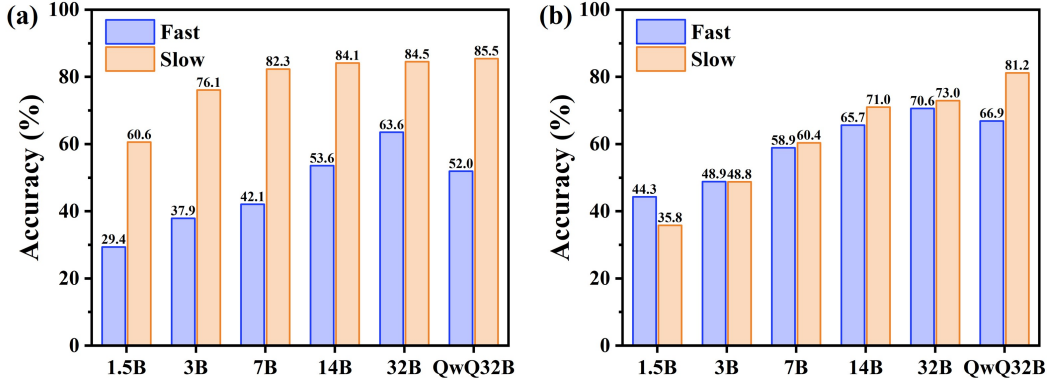


Figure 8. The accuracy of fast and slow thinking on (a) MathQA and (b) MedQA. The results demonstrate that mathematics imposes higher demands on reasoning than medicine.

G Anchoring effect

G.1 Methods

According to cognitive science, humans are often influenced by initial information, a phenomenon known as the anchoring effect. To investigate whether LLMs exhibit similar behavior, a random incorrect option is added at the end of the problem. Specifically, for the following question:

Question: A university’s mathematics department has 10 professors and will offer 20 different courses next semester. Each professor will be assigned to teach exactly 2 courses, and each course will have one professor assigned to it. If any professor can be assigned to any course, how many different complete assignments of the 10 professors to the 20 courses are possible?

Option:

A: $20!/2^{10}$

B: $10!/2^9$

C: $10^{20} - 2^{10}$

D: $10^{20} - 100$

The correct answer is A. Therefore, a random incorrect answer, selected from options B, C, or D, is added at the end of the question. Assuming the randomly selected incorrect answer is B, the question becomes:

Question: A university's mathematics department has 10 professors and will offer 20 different courses next semester. Each professor will be assigned to teach exactly 2 of the courses, and each course will have exactly one professor assigned to teach it. If any professor can be assigned to teach any course, how many different complete assignments of the 10 professors to the 20 courses are possible?

Option:

A: $20!/2^{10}$

B: $10!/2^9$

C: $10^{20} - 2^{10}$

D: $10^{20} - 100$

The correct answer seems to be B.

G.2 Results

It is important to emphasize that, as demonstrated earlier, reasoning plays a crucial role in the field of mathematics. Therefore, this study focuses solely on mathematics problems from MMLU.

Table 11 shows that, after anchoring, LLM accuracy generally declines (marked in blue in Table 11), indicating that LLMs exhibit an anchoring effect similar to humans. Notably, the 1.5B model, when using fast thinking alone, achieved only 8% accuracy, representing a 31% drop. This suggests that fast thinking, which relies solely on knowledge retrieval, is highly susceptible to anchoring disruption.

In contrast, the performance decline in slow thinking is generally less severe, indicating that reasoning adjustment effectively mitigates the anchoring effect. For the 7B model, reasoning reduces a performance drop of 32%.

Table 11. The "Anchor" and "w/o Anchor" rows represent the LLMs with and without anchoring, respectively. The "Anchor - w/o Anchor" row indicates the accuracy decrease due to anchoring.

Model Size	Process	Fast	Slow	δ
1.5B	Anchor	8	40	32
	w/o Anchor	39	62	23
	Anchor - w/o Anchor	-31	-22	+9
3B	Anchor	5	62	57
	w/o Anchor	50	76	26
	Anchor - w/o Anchor	-45	-14	+31
7B	Anchor	26	78	52
	w/o Anchor	57	85	28
	Anchor - w/o Anchor	-31	-7	+24
14B	Anchor	48	83	35
	w/o Anchor	67	87	20
	Anchor - w/o Anchor	-19	-4	+15
32B	Anchor	50	83	33
	w/o Anchor	76	90	14
	Anchor - w/o Anchor	-26	-7	+19

H Details of CKA

To measure the similarity between fast and slow thinking, the CKA is calculated for each specific layer between the two modes. To ensure comparability, CKA is computed only on the tokens corresponding to the question part of the prompt, excluding those from the instruction part.

CKA is a metric used to compare the similarity between two sets of activations, typically derived from different neural network models or different layers of the same model. CKA leverages kernel methods to evaluate the alignment between the learned representations of the data. The calculation of CKA consists of several key steps:

1. Centering the Matrices

The first step in CKA is centering the activation matrices. Given two matrices X and Y representing the activations of two models or layers, the centering operation involves subtracting the mean of each column from the respective elements. This centers the data and removes the mean shift, allowing for a more robust similarity measure. The centered matrices are denoted as \tilde{X} and \tilde{Y} , where:

$$\tilde{X} = X - \frac{1}{n} \mathbf{1} \mathbf{1}^T X, \quad \tilde{Y} = Y - \frac{1}{n} \mathbf{1} \mathbf{1}^T Y \quad (10)$$

where n is the number of samples, and $\mathbf{1}$ is a vector of ones.

2. Gram Matrix Computation

After centering, the next step is to compute the Gram matrices for both datasets. The Gram matrix represents the inner product between the centered data points. For matrices \tilde{X} and \tilde{Y} , the Gram matrices are computed as:

$$K_X = \tilde{X} \tilde{X}^T, \quad K_Y = \tilde{Y} \tilde{Y}^T \quad (11)$$

These Gram matrices capture the pairwise similarities between the data points in each representation.

3. Frobenius Norm

The Frobenius norm of a matrix A is defined as the square root of the sum of the squared elements of A :

$$\|A\|_F = \sqrt{\sum_{i,j} A_{ij}^2} \quad (12)$$

For the Gram matrices K_X and K_Y , we compute their Frobenius norms $\|K_X\|_F$ and $\|K_Y\|_F$, which are used to scale the alignment measure.

4. Hilbert-Schmidt Independence Criterion (HSIC)

The HSIC is a measure of dependence between two datasets. It is computed by taking the inner product between the two centered Gram matrices:

$$\text{HSIC}(X, Y) = \sum_{i,j} K_{X,ij} K_{Y,ij} \quad (13)$$

where $K_{X,ij}$ and $K_{Y,ij}$ are the elements of the Gram matrices K_X and K_Y , respectively. HSIC quantifies the relationship between the activations of two representations.

5. CKA Calculation

Finally, the CKA value is computed by normalizing the HSIC value with the product of the Frobenius norms of the Gram matrices. The formula for the CKA is:

$$\text{CKA}(X, Y) = \frac{\text{HSIC}(X, Y)}{\|K_X\|_F \cdot \|K_Y\|_F} \quad (14)$$

The CKA score lies in the range $[0, 1]$, where a value closer to 1 indicates that the two representations are highly similar, and a value closer to 0 indicates dissimilarity.