

# Understanding Prompt Programming Tasks and Questions

Jenny T. Liang  
jtlia@cs.cmu.edu  
Carnegie Mellon University  
Pittsburgh, Pennsylvania, USA

Chenyang Yang  
cyang3@cs.cmu.edu  
Carnegie Mellon University  
Pittsburgh, Pennsylvania, USA

Agnia Sergeyuk  
agnia.sergeyuk@jetbrains.com  
JetBrains Research  
Belgrade, Serbia

Travis D. Breaux  
breaux@cs.cmu.edu  
Carnegie Mellon University  
Pittsburgh, Pennsylvania, USA

Brad A. Myers  
bam@cs.cmu.edu  
Carnegie Mellon University  
Pittsburgh, Pennsylvania, USA

## Abstract

Prompting foundation models (FMs) like large language models (LLMs) have enabled new AI-powered software features (e.g., text summarization) that previously were only possible by fine-tuning FMs. Now, developers are embedding prompts in software, known as *prompt programs*. The process of prompt programming requires the developer to make many changes to their prompt. Yet, the questions developers ask to update their prompt is unknown, despite the answers to these questions affecting how developers plan their changes. With the growing number of research and commercial prompt programming tools, it is unclear whether prompt programmers' needs are being adequately addressed. We address these challenges by developing a taxonomy of 25 tasks prompt programmers do and 51 questions they ask, measuring the importance of each task and question. We interview 16 prompt programmers, observe 8 developers make prompt changes, and survey 50 developers. We then compare the taxonomy with 48 research and commercial tools. We find that prompt programming is not well-supported: all tasks are done manually, and 16 of the 51 questions—including a majority of the most important ones—remain unanswered. Based on this, we outline important opportunities for prompt programming tools.

## CCS Concepts

• **Software and its engineering** → **Application specific development environments**; • **Human-centered computing** → **Empirical studies in HCI**.

## Keywords

Prompt programming, developer information needs

### ACM Reference Format:

Jenny T. Liang, Chenyang Yang, Agnia Sergeyuk, Travis D. Breaux, and Brad A. Myers. 2018. Understanding Prompt Programming Tasks and Questions. In *Proceedings of Make sure to enter the correct conference title from your rights confirmation email (Conference acronym 'XX)*. ACM, New York, NY, USA, 12 pages. <https://doi.org/XXXXXXX.XXXXXXX>

Permission to make digital or hard copies of all or part of this work for personal or classroom use is granted without fee provided that copies are not made or distributed for profit or commercial advantage and that copies bear this notice and the full citation on the first page. Copyrights for components of this work owned by others than the author(s) must be honored. Abstracting with credit is permitted. To copy otherwise, or republish, to post on servers or to redistribute to lists, requires prior specific permission and/or a fee. Request permissions from [permissions@acm.org](mailto:permissions@acm.org).

Conference acronym 'XX, Woodstock, NY

© 2018 Copyright held by the owner/author(s). Publication rights licensed to ACM.

ACM ISBN 978-1-4503-XXXX-X/2018/06

<https://doi.org/XXXXXXX.XXXXXXX>

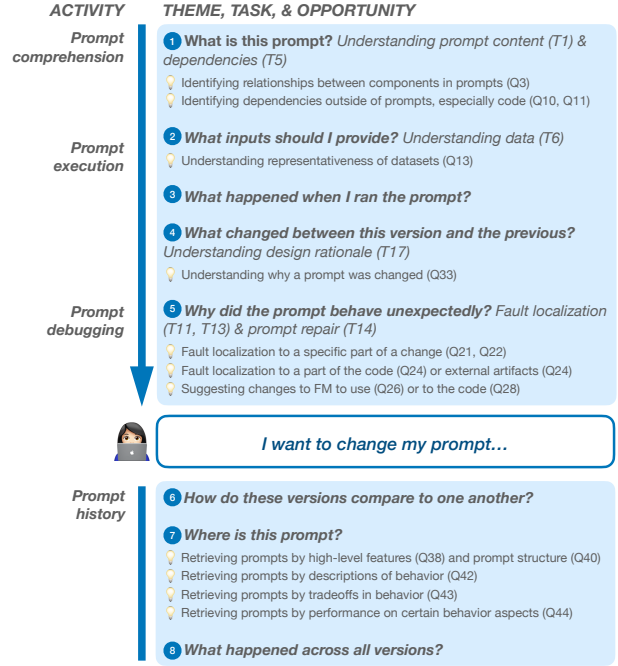


Figure 1: An overview of opportunities (Q) for prompt programming tools, based on taxonomy themes (#), tasks (T#), and questions (Q#) that lack support in existing tools.

## 1 Introduction

Foundation models (FMs), such as large language models (LLMs) like GPT-4 [5] and vision models like DALL-E [9], have enabled new forms of intelligent software. AI capabilities once limited to laborious fine-tuning (e.g., summarization, question answering) can now be achieved just by writing natural language prompts embedded in software [43]. We refer to software containing FM prompts as *prompt programs*, which are applications containing prompts that accept variable inputs and are interpreted by an FM to generate output [39]. Prompt programs span a range of capabilities, from IDE-integrated coding assistants [2] to chatbots that synthesize research [1]. With increased accessibility and reduced labor of writing prompts compared to fine-tuning models—the latter of which requires expertise in machine learning, software engineering, data science, and algorithms [22, 63]—prompt programs are being

adopted in practice [15, 39, 49, 52]. Recent surveys show 18% of developers integrate AI [4], and over 3 million prompt applications were created on OpenAI's platform within two months [3].

The development of prompt programs is achieved through *prompt programming* [19, 27, 39], a highly iterative and self-reflective process. The prompt change process is shown in Figure 1. It begins with understanding the prompt's *content* (text with template parameters), *behavior* (quantitative or qualitative descriptions of FM output that can be separated into different aspects like wordiness or safety), and related code or APIs (e.g., to process data given to the prompt as context; Figure 1-1). Prompt content contains structure via common *components* [44, 62], like a section for examples. Next, developers decide what *inputs* (examples or data context) to provide to the prompt's parameters (Figure 1-2) before executing the prompt on an FM on at least one input. This creates a *run* of a prompt (Figure 1-3) for the new *version*, which also contains the *change* resulting from prompt edits. Developers then interpret the change's impact (Figure 1-4) and debug the prompt (Figure 1-5). After multiple versions, developers compare (Figure 1-6), retrieve (Figure 1-7), and analyze (Figure 1-8) prior versions. Due to the opaqueness of FMs and differences across FM behavior, prompt updates are often unsystematic, resulting in a trial-and-error prompt change process [15, 39, 52, 69].

Yet, the questions developers ask to guide prompt changes is underexplored, despite these questions shaping how developers plan and justify edits. Asking questions is central to programming tasks like code comprehension, evolution, and debugging [33, 35, 36, 38, 58, 59]. Since questions reveal barriers to developer effectiveness, studying them can inform more usable tool design and better evaluation [38]. Further, with the growing number of prompt programming tools from academia and industry, it remains unclear how well these tools address prompt programming information needs. Thus, understanding the questions developers ask can assess current practice and reveal opportunities to improve tool support and developer productivity.

In this paper, we perform a mixed-method exploratory study on the questions developers ask when updating a prompt. Since prompt programming involves many information needs, we study which questions are important to help tool builders understand which questions to prioritize. We ask the following research questions:

- RQ1:** What questions do prompt programmers ask while changing a prompt? How are these questions answered?
- RQ2:** Which prompt programming questions are important?
- RQ3:** To what extent do existing developer tools answer prompt programming questions?

The aim of the study is not to cover all possible questions or identify globally important questions, but rather identify sufficiently important questions that should be addressed in developer tools.

We create, refine, validate, and apply a taxonomy of 25 prompt programming tasks developers do and 51 questions they ask by interviewing 16 prompt programmers, observing 8 developers change prompts, surveying 50 developers, and evaluating 48 research and

commercial tools. We find that prompt programming is not well-supported: all tasks are done manually, and 16 of the 51 questions—including a majority of the most important ones—remain unanswered across 8 themes of tasks and questions. Based on this, we highlight important opportunities for future tools (see Figure 1).

## 2 Related Work

*Prompt Programming.* Interview and prompt mining studies reveal how prompt programmers develop prompts. Prior work characterizes prompt programming as a trial-and-error process with many iterations [15, 39, 52, 69]. To build generative AI applications, software teams follow a process of exploration, implementation, evaluation, and productization [52] that resembles the software engineering process via activities like requirements, design, implementation, debugging, and testing [39]. Yet, prompt programmers face barriers like evolving evaluation metrics, understanding best practices, and setting realistic product expectations [15, 39, 49, 52]. Other works have analyzed public prompt programs, finding that prompt programs have common components [44, 62]. Yet, prompt design could be improved: template parameters are generically named [44], and content in the prompt can logically conflict [62].

Other work has studied tools for prompt programming. Tools cover a variety of prompting tasks like editing prompts, obtaining and inspecting outputs, generating metrics, and visualizing performance [7, 27, 29, 31]. They also use various approaches, like node-based programming [7, 65, 66], user-defined behavioral criteria for evaluation [29, 31], and environments for general [7, 46, 60] and specific [14, 55, 64] prompting tasks like image generation.

We build upon these works by identifying prompt programmers' information needs and identifying which ones are most important. To our knowledge, we are also the first *in-situ* study of how prompt programmers update prompts on real-world tasks, rather than relying on retrospective interview, research tools, or lab studies. We also evaluate the tools with respect to how they support developer information needs and identify which needs remain under-supported.

*Developer Questions.* Developers ask questions during various software engineering activities. LaToza and Myers [38] identified 94 hard-to-answer questions involving code changes, code elements, and their relationships. Duala-Ekoko and Robillard [16] found 20 questions asked while working with unfamiliar APIs, like finding the right API method. Most related are Sillito et al. [58, 59]'s studies on questions that developers ask while changing code. They elicited 44 questions (e.g., understanding the execution path, finding code samples) that identified a focus point in code or expanded upon it.

Also related are studies on the information needs of developers. Developers must not only acquire information on the software system, such as writing code, triaging bugs, reasoning about design, and understanding upstream and downstream dependencies [11, 23, 33], they must also maintain awareness of social aspects of software development. This includes keeping up-to-date with a colleague's work [33], understanding an end-user's intent in bug reports [11], and becoming aware of the popularity of software libraries [23].

We extend this work to understand the information needs of developers building software with generative AI components. By comparing developer questions from prior work, we outline how information needs have changed with prompt programs.

## INTERVIEW QUESTIONS

- What challenges do you face while trying to create a new version of a prompt?
- Are the existing tools you use sufficient for you while trying to create a new version a prompt? Why or why not?
- Suppose you had a magical system that perfectly recorded every prompt you tried and the model outputs. What would you want this system to do to help you develop a prompt?
- What search queries would you ask this system retrieve prompts or outputs?

**Figure 2: A subset of the interview questions. The complete survey instrument is in the supplemental materials [8].**

### 3 Methodology

We use a four-phase methodology where the question taxonomy is created (Section 3.1) with 16 developers, refined (Section 3.2) with 8 developers, validated (Section 3.3) with 50 developers, and applied (Section 3.4) to 48 tools. We collected questions (RQ1) through interviews and refined them via observing prompt changes. These results formed a reusable taxonomy of prompt programming tasks and questions. We then validated and quantified the importance of tasks and questions (RQ2) via a survey, which also helped generalize findings to a broader prompt programmer population. Finally, we applied the taxonomy to 48 commercial and research tools to assess coverage (RQ3).

The taxonomy development (Phases 1-3) used best practices of achieving coder consensus [24, 45]. Coders worked together to establish consensus, update the codebook, and resolve coding disagreements. Procedures were approved by the university’s institutional review board and were piloted (Section 3.5) for quality. Study materials (e.g., interview scripts, surveys, codebook, tool list) are in the supplemental materials [8].

#### 3.1 Phase 1: Taxonomy Creation (RQ1)

The taxonomy organizes prompt programmer questions into a single artifact tool builders can use to design common solutions to recurring problems. For RQ1, we developed a preliminary questions taxonomy via 60-minute interviews with 16 developers.

*Sampling Strategy.* We recruited an initial sample via snowball and convenience sampling in the authors’ social networks. The inclusion criteria require that developers created at least one prompt program that met Liang et al. [39]’s definition. After six interviews, we performed maximum variation sampling [61] to capture diverse experiences, sampling by the FMs used, application domain, organization size, programming context, role, and prompt structure.

*Participants.* The 16 interview participants (labeled IP) were experienced developers ( $\mu = 9.5$  years of programming experience) who were graduate students ( $N = 8$ ), software engineers ( $N = 7$ ), and researchers ( $N = 1$ ). Participants prompt programmed in large technology companies ( $N = 7$ ), academia ( $N = 6$ ), personal projects ( $N = 1$ ), freelance work ( $N = 1$ ), startups ( $N = 1$ ), and open-source software ( $N = 1$ ). They used FMs all the time ( $N = 8$ ), often ( $N = 4$ ), and sometimes ( $N = 4$ ) and wrote 1 to 5 ( $N = 6$ ), 6 to 10 ( $N = 2$ ), 11 to 20 ( $N = 3$ ), 21 to 50 ( $N = 4$ ), and 50+ ( $N = 1$ ) prompt programs.

*Protocol.* We designed the interviews to elicit questions both within and beyond current practices to improve generalizability beyond

existing tooling limitations. Thus, the protocol covers both the participants’ present experiences in making prompt changes and potential future practices with improved tooling. Interviews were conducted remotely on Zoom, recorded, and transcribed. Participants were compensated with a \$20 USD Amazon gift card.

To begin, participants completed a survey on their background and demographics and then discussed in depth a prompt that they recently developed. If a participant had access to any relevant artifacts (e.g., the prompt or its history), these items were requested. This approach grounded the questions elicited from the interview.

The final 15 minutes of the interview were dedicated to making prompt changes to develop the taxonomy. First, the participant discussed challenges in making prompt changes and whether current tools were sufficient to support updating prompts. Then, the interviewer followed Kery [30]’s *grounded brainstorming* procedure [25], asking participants to envision a magical system that perfectly tracks all prompting versions and artifacts. Participants then brainstormed how such a system could support their prompt programming and what questions they would ask it to retrieve artifacts. An overview of the interview questions is given in Figure 2; the full interview protocol is in the supplemental materials [8].

*Analysis.* The first two authors reviewed transcripts and identified 141 statements on questions asked during prompt changes. Qualitative analysis was conducted in two rounds: first, to independently generate codes; second, to apply a shared codebook. After each round, the authors met to merge codes, resolve disagreements, and code by consensus. Most disagreements involved interpretation of statements or code recall rather than code scope. The authors then used axial coding [13, 56] to group statements into tasks and themes by unanimous agreement, resulting in the initial taxonomy.

#### 3.2 Phase 2: Taxonomy Refinement (RQ1)

Retrospective interviews, such as those employed to answer RQ1, are subject to memory biases [51]. To address this, we refine the question taxonomy by observing how developers perform a prompt change task for their personal work and by obtaining feedback on the taxonomy in a 90-minute observational user study.

*Sampling Strategy.* Separate from the interview study, we recruited 8 participants via purposive and snowball sampling. The inclusion criteria required developers working on open-ended projects and actively changing prompts that met Liang et al. [39]’s prompt program definition. Our initial sample was from a 16-week graduate-level prompt engineering course, where students completed an open-ended final project where they developed a prompt program.

*Participants.* The 8 participants (labeled OP) were graduate students with general ( $\mu = 9.9$  years) and some professional ( $\mu = 2.8$  years) programming experience. They used FMs often ( $N = 2$ ) or always ( $N = 6$ ). Participants had written 1 to 5 ( $N = 4$ ), 20 to 50 ( $N = 2$ ), and 50+ ( $N = 2$ ) prompt programs. One participant overlapped between the interview and observational studies.

*Protocol.* Studies were conducted remotely on Zoom, recorded, and transcribed. Participants received a \$30 USD Amazon gift card. Each session included observing prompt changes (60 minutes) and obtaining taxonomy feedback (30 minutes).

Participants described their background and demographics in a survey, after which they provided a verbal description of their current project. Next, participants shared their screen to show their development environment and changed a prompt for an open-ended personal project while thinking aloud. Participants were given a maximum of 60 minutes to make prompt changes.

Next, participants gave feedback on the initial taxonomy in a Qualtrics survey. The survey aimed to assess the importance of tasks and questions and elicit missing ones. The survey was organized into sections based on the taxonomy themes. In each section, participants rated tasks and questions and could add missing items. The order of the sections were shuffled to minimize ordering effects.

The importance of a taxonomy task or question was measured with Likert scales for two constructs from Myers et al. [47]: *frequency* to represent importance in current practices, and *helpfulness* to represent importance for tasks and questions not addressed by existing tools. To obtain coverage of the initial taxonomy while reducing participant fatigue, participants first rated each task by the two dimensions. If a task was rated as "always/often" or "very/extremely helpful," its corresponding questions were then rated.

The interviewer began with a presentation defining prompt content, behavior, and examples. For each section, they presented an overview before participants answered questions.

*Analysis.* We extended the initial taxonomy by deductively applying the codebook to observational and survey data. The first author, who conducted the interviews, coded video footage using transcripts and on-screen behavior. Due to privacy concerns, only the first author analyzed the recordings. Missing questions from the taxonomy were identified, discussed between authors, and added by consensus. This resulted in three new tasks and nine new questions. We achieved code saturation at OP7. From the survey data, we extracted and independently coded three write-in suggestions, and convened to merge codes. This yielded no new questions.

### 3.3 Phase 3: Taxonomy Validation (RQ1, RQ2)

The generalizability of the question taxonomy for **RQ1** was validated in a survey of 50 prompt programmers, which was a lightly modified version of the survey from Phase 2. The survey was also used to collect importance ratings for taxonomy questions for **RQ2**.

*Sampling Strategy.* We recruited participants via snowball sampling and by sending 3,468 recruitment messages to a subset of a participant panel from a developer tools company. The subset was developers who use and integrate AI in their work. The inclusion criteria for the survey study was developers who developed at least one prompt program meeting the definition from Liang et al. [39]. Given similar inclusion criteria and survey design, we combined these responses with those from Phase 2.

*Participants.* The 50 survey participants (labeled SP) were prompt programmers located in North America ( $N = 20$ ), South America ( $N = 2$ ), Europe ( $N = 22$ ), and Asia ( $N = 7$ ). Participants were experienced professional programmers ( $\mu = 12.5$  years) who used FMs always ( $N = 35$ ), often ( $N = 5$ ), and sometimes ( $N = 9$ ). They also had experience writing prompts ranging from 1 to 5 ( $N = 7$ ), 11 to 20 ( $N = 5$ ), 21 to 50 ( $N = 14$ ), and 50+ ( $N = 9$ ) prompt programs.

*Protocol.* The 30-minute Qualtrics survey offered a sweepstakes entry for a \$50 Amazon gift card or a 6-month tool subscription. The odds of winning were 1 in 20 (5%).

We reused the survey design from Phase 2 (Section 3.2) with the updated taxonomy. To reduce memory bias, participants first edited a popular summarization prompt, then recalled a recent prompt change in their own work, and were asked to use these experiences to ground their ratings. Next, participants read definitions of prompt content, behavior, and examples, and began rating tasks and questions. For each survey section, participants were presented with a topic overview and rated all tasks by *frequency* and *helpfulness* to address. To reduce fatigue, they rated questions only when the related task was frequent or helpful. They completed two attention checks, as the survey was unsupervised. Finally, the participant filled in their background, demographics, and a sweepstakes entry.

*Analysis.* After filtering the survey data for empty responses, we obtained 49 responses, yielding a response rate of 1.4%. The beginning survey section that required participants to read FM outputs and make a prompt change contributed to drop-off due to increased cognitive load. However, this may have yielded a more engaged sample, as those who continued were willing to invest effort. While the response rate is slightly lower than that of recent developer surveys, whose response rates range from 4% to 8% [26, 40, 41], best practices suggest the data remain valid, as the sample reflects the target population and the researchers understand the causes of non-response [32]. Next, we removed 7 responses after verifying the attention checks, leaving 42 responses.

After verifying Phase 2 and 3 survey responses came from the same distribution and could be merged, we combined the data, yielding 50 participants. We used Mann–Whitney U tests with Benjamini–Hochberg correction, verified test assumptions (e.g., sample size, independence, scale) [48], and found no differences. We then analyzed the ratings with descriptive statistics. We considered items with over 15 responses to reduce noise, and analyzed Phase 3 questions separately and shared questions jointly. Following Kitchenham and Pfleeger [32], we report high-frequency ("always"/"often") and -intensity ("very"/"extremely helpful") responses.

Finally, we followed the same procedure from Phase 2 to review write-in suggestions to extend the taxonomy. After identifying and de-duplicating substantive suggestions, participants suggested 27 items. This resulted in no new questions and tasks.

### 3.4 Phase 4: Taxonomy Application (RQ3)

To understand the extent to which existing developer tools support prompt programming questions (**RQ3**), we applied the updated taxonomy from the validation phase to 29 tools identified in the research literature and to 19 commercial tools reported as being used by the participants in the interview and observational studies.

*Protocol.* We reviewed articles in the ACM Digital Library to obtain a sample of prompt programming research tools, using its keyword search feature for a repeatable selection process.

We first retrieved 9,837 papers with "prompt" in the title from 2020 to 2025, starting with 2020 to capture work after the introduction of few-shot prompting [12]—which allowed FM users to select tasks at inference time [43]—but before ChatGPT's release [43].

We filtered for papers from major HCI (CHI, UIST, IUI, DIS) and software engineering (ICSE, ASE, FSE) venues that publish prompt programming tools. AI venues were not available as filters and thus were not considered. This yielded 356 papers. The first author manually reviewed titles and abstracts, identifying 19 relevant papers. An additional 14 were found from a curated list by Liang et al. [39] by following a similar manual filtering process. After de-duplication, we identified 29 unique research tools.

To obtain a sample of commercial prompt programming tools, we identified publicly accessible tools participants used in the interview and observational studies. We also searched for popular commercial or open-source tools, using the authors' knowledge and experience and included tools with more than 500 GitHub stars, yielding 19 tools. The full list of tools is in the supplemental materials [8].

*Analysis.* The first author deductively coded features of research tools, while the second coded commercial tools using their documentation. Given the lack of standard descriptions for prompt tools, this ensures broad feature coverage since some tools may have gaps in their descriptions. If a tool addressed a taxonomy question, we applied the corresponding code with an explanation. To check consistency, the second author re-coded a random sample of five research tools with the codes masked. Cohen's  $\kappa$  at the task level was 0.80, indicating substantial to near-perfect agreement [37].

### 3.5 Piloting

Following best practices for developer user studies [34], we piloted the protocols with three different prompt programmers each. These pilots ensured clarity of survey instructions and taxonomy questions and confirmed the expected time. After each pilot, we revised the protocol and question wording based on feedback.

## 4 Results

We present our findings on how prompt programmers ask and answer questions while making a prompt change (RQ1, Section 4.1), how important these questions are (RQ2, Section 4.2), and whether existing tools address these questions (RQ3, Section 4.3).

### 4.1 Asking and Answering Questions (RQ1)

Table 1 presents the taxonomy, which contains eight themes divided into tasks (T#), and further split into question codes (Q#). We report the number of participants who discussed a task or question (×), and tasks that were performed manually or without tools (☞).

**4.1.1 What is this prompt?** Just as developers must comprehend their program and how it works [16, 33, 38], one theme was understanding the content and behavior of a prompt version. Prompt content could have sections known as components (e.g., a component for examples).

*Understanding a version's content (T1, Q1-3).* Developers need information on prompt content at different granularities, from its high-level structure (Q1, 5×) to specific words and characters like "line breaks and the indentation" (IP3) (Q2, 13×). Participants studied the prompt by locating it in a file (4×, ☞) and reading the text (7×) or the code that generated the prompt (3×). IP8 needed support to understand long prompts.

Participants also studied the relationships between prompt components (Q3), which is discussed in prior work. Components had dependencies based on having related content; if one section was updated, changes were required in other locations for consistency. Participants identified related components manually (3×, ☞).

*Understanding a version's behavior (T2, Q4-6).* Developers want to understand the prompt's behavior by its output (Q4, 20×) and performance metrics (Q5, 13×). Participants navigated files for saved outputs (2×, ☞), read FM outputs and reasoning (10×, ☞), observed agent behavior (2×, ☞), and reviewed metrics (2×). They built custom systems to understand behaviors (☞), like tools (2×), spreadsheets (2×), or evaluation scripts (4×).

Assessing quantitative performance at times required manual verification (☞). OP8, who created an agent to play a video game, assessed the agent's planned movements on a grid by using their mouse to simulate the actions on the game screen. Because FMs, especially agents, could generate large amounts of output, participants also identified relevant sections of the output (Q6) manually (2×, ☞) or through the search function (1×).

*Identifying examples that result in interesting behavior (T3, Q7-8).* Participants need information on instances of interesting negative (Q7) and positive (Q8) prompt behavior (6×). OP7 did so by isolating prompt outputs with similar qualities (i.e., classification labels) into a separate file (☞). Findings such instances could help participants identify "where do I not like the results" (IP2).

*Hypothesizing why the version behaved the way it did (T4, Q9).* Participants hypothesized about prompt behavior by identifying behavioral patterns (Q9, 7×) like creating files with instances of similar behavior (1×, ☞), writing code for visualizations like heatmaps or tables (1×, ☞), or running the prompt multiple times (1×, ☞).

“I need to figure out, what is the pattern in all those problems? Finding those problems is actually challenging.” (IP15)






















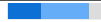






























*Understanding the prompt's dependencies (T5, Q10-11).* Developers need to locate (Q10) and understand (Q11) the prompt's dependencies outside the prompt itself, like related code (5×); this is not discussed within the literature. Participants manually found dependencies (☞) to propagate changes to other prompts for consistency (1×) and identify (2×) and understand (4×) code related to the generation of the prompt, such as when a prompt's provided context was handled programmatically.

**4.1.2 What inputs should I provide to the prompt?** Participants reflected on the inputs to the prompt when evaluating prompts, just as developers ask questions on testing code [38].

*Understanding characteristics of a collection of examples (T6, Q12-14).* Participants considered what inputs to test (Q12, 6×) by crafting ad hoc examples (1×, ☞) or identifying interesting examples (1×, ☞) at runtime. To find data attributes associated with the inputs (Q14), such as classification labels, OP4 referred to comments in their code (☞). As found in prior work [39], generating representative test cases was difficult and time-consuming (Q13, 2×):

“Make sure you have diverse test data. Otherwise, you're going to build a prompt that's really good on the inputs you have.” (IP10)

**Table 1: The prompt questions taxonomy. For each theme (bold), we list the tasks (T#), number of participants who discussed the task (×), number of research (🔍) and commercial tools (🛠️) covering them, and their frequency (f) and helpfulness (h). Frequency bars show the percent of Extremely/Very helpful (left) vs. Slightly/Not helpful (right) task ratings. Helpfulness bars show % of Always/Often (left) vs. Rarely/Never (right) ratings. We also report each task’s questions (#), the percent of participants rating them as frequent (f) and helpful (h), and whether the question has no existing tool support (\*).**

Task (#T)	×	# Tools  	Distribution		Frequency (f)	Helpfulness (h)	Question (Q#)	f	h
What is this prompt?									
T1. Understanding a version's content	19	17	17		50% 	20% 45% 	8%	Q1. What is the high-level structure of the prompt content? Q2. What is the specific text (e.g., characters) in the prompt content? Q3. What other parts of the prompt are logically related to the part I'm currently interested in? *	63% 82% 59% 50% 94% 87%
T2. Understanding a version's behavior	23	17	17		50% 	8% 60% 	6%	Q4. What output does this prompt generate for this example? Q5. How is this prompt behaving or performing overall? Q6. Which parts of the output are relevant?	82% 73% 85% 78% - -
T3. Identifying examples that result in interesting behavior	7	4	11		65% 	17% 71% 	4%	Q7. Which example(s) does this version not do well on? Q8. Which example(s) does this version do well on?	83% 88% 82% 77%
T4. Hypothesizing why the prompt behaved the way it did	7	8	0		68% 	11% 65% 	10%	Q9. Are there patterns when the prompt has this behavior?	76% 86%
T5. Understanding the prompt's dependencies	6	0	11		47% 	17% 50% 	17%	Q10. Where in the codebase (e.g., code, other prompts) does this part of the prompt rely on? * Q11. What do the prompt's related dependencies in the codebase do? *	87% 88% 73% 69%
What inputs should I provide to the prompt?									
T6. Understanding characteristics of a collection of examples	8	3	10		53% 	20% 80% 	4%	Q12. What examples should I run my prompt on? Q13. How representative are the examples? * Q14. What are the data attributes of a specific example?	79% 81% 92% 89% 63% 62%
What happened when I ran this prompt?									
T7. Understanding the configuration used in the run	6	5	12		63% 	14% 26% 	26%	Q15. What are the configuration values (e.g., temperature) used? Q16. What FM is used in the run?	47% 62% 70% 67%
T8. Understanding the inputs given to the FM during the run	5	13	12		70% 	8% 55% 	13%	Q17. Which prompt version was used for a specific run? Q18. What example(s) or context was used for a template parameter?	74% 62% 91% 79%
T9. Understanding prompt behavior related to non-functional requirements	4	1	12		52% 	34% 26% 	31%	Q19. How many resources (e.g., memory, cost, tokens generated) did this run consume?	74% 83%
Why did the prompt behave unexpectedly?									
T10. Localizing fault or debugging by reading the prompt's content	10	2	0		67% 	8% 71% 	4%	Q20. What part of the content might be the cause of the observed behavior?	90% 88%
T11. Localizing fault or debugging by comparing two different versions	5	0	0		54% 	21% 61% 	11%	Q21. What part of the change might cause the behavior in version A? * Q22. What part of the change might cause the difference in observed behavior between versions A and B? *	71% 92% 88% 88%
T12. Localizing fault or debugging through FM explanations	4	4	0		28% 	33% 44% 	24%	Q23. What does the model say the reason for the observed behavior is?	- 80%
T13. Localizing fault or debugging by reasoning about artifacts outside of the prompt	8	0	0		53% 	25% 67% 	11%	Q24. What part of the source code might cause the observed behavior? * Q25. What part of the example, provided context, or model input might cause the observed behavior? *	83% 72% 72% 78%
T14. Trying fixes given observed unwanted behavior	17	9	2		81% 	8% 72% 	4%	Q26. What FM or run configurations (e.g., temperature) should I use? * Q27. What changes should I make to the prompt content (e.g., prompt template, provided context)? Q28. What changes should I make to the code? *	34% 38% 83% 83% 62% 57%
What changed between this prompt version and the one previous?									
T15. Understanding a change to the prompt's	4	3	12		61% 	10% 61% 	12%	Q29. What prompt content was modified?	79% 86%
T16. Understanding prompt behavior after making a change	11	7	13		74% 	6% 80% 	6%	Q30. Did the change modify the prompt's behavior? Q31. Did the change unexpectedly regress the behavior? Q32. Did the change improve the behavior as intended?	82% 84% 74% 86% 82% 84%
T17. Recalling design rationale	8	0	0		58% 	23% 69% 	10%	Q33. What was the reason for this change? *	82% 74%
How do these prompt versions compare to one another?									
T18. Understanding the differences between two versions at a time	7	10	13		58% 	21% 73% 	10%	Q34. How does prompt version A behave differently than version B? Q35. How does the content of prompt version A differ from version B?	81% 91% 81% 79%
T19. Understanding the differences between more than two versions at a time	6	2	13		40% 	51% 55% 	17%	Q36. How do more than two versions' content differ? Q37. How do more than two versions' behavior differ?	76% 69% 71% 77%
Where is this prompt?									
T20. Retrieving versions based on prompt content	11	0	12		38% 	23% 53% 	15%	Q38. Which versions contain a certain feature? * Q39. Which versions contain a keyword? Q40. Which versions follow a certain structure? *	53% 70% 33% 55% 53% 70%
T21. Retrieving versions based on prompt behavior	10	0	12		36% 	30% 53% 	17%	Q41. Which versions contain an output with a keyword? Q42. Which versions behave in a certain way? * Q43. Which versions make a tradeoff in its behavior? * Q44. Which versions do well on specific aspects of behavior? *	- 64% - 59% - 59% - 77%
T22. Bookmarking specific versions	5	1	10		45% 	34% 55% 	23%	Q45. What versions are important or interesting?	- 64%
T23. Finding different prompts that are relevant to the one being developed	4	2	3		28% 	36% 49% 	21%	Q46. What are prompts that accomplishes a similar function as my prompt?	- 84%
What happened across all the prompt versions?									
T24. Understanding progress over multiple versions	8	1	16		67% 	14% 69% 	8%	Q47. What are the overall best version(s) by behavior or performance? Q48. What are the overall worst version(s) by behavior or performance? Q49. How have aspects of the behavior changed across versions?	86% 100% 59% 55% 66% 77%
T25. Remembering what was tried previously	22	6	16		66% 	16% 74% 	12%	Q50. What are the most recent versions I have tried? Q51. What have I tried so far?	68% 81% 54% 75%

Always (100% of changes)

Often (75% of changes)

Sometimes (50% of changes)

Rarely (25% of changes)

Never (0% of changes)

Extremely helpful (difficult + impactful)

Very helpful

Moderately helpful

Slightly helpful

Not helpful at all (easy or not impactful)

Always (100% of changes) 
 Often (75% of changes) 
 Sometimes (50% of changes) 
 Rarely (25% of changes) 
 Never (0% of changes)

Extremely helpful (difficult + impactful) 
 Very helpful 
 Moderately helpful 
 Slightly helpful 
 Not helpful at all (easy or not impactful)



**4.1.3 What happened when I ran this prompt?** Just as developers need information on the runtime state of software [33, 38], prompt programmers want to understand the prompt's run configuration (i.e., the FM used and its hyperparameters).

*Understanding the configuration used in the run (T7, Q15-16).* Developers want to know the FM, its version (Q16, 3×), and hyperparameters (Q15, 3×) like “temperature” (IP3, OP7) and “max tokens” (OP7). This was obtained by reading code (3×, 📄) or retrieving it in the chat UI and AI playground (2×, 🗨️). When FM information was embedded in code, participants confused the FM used (2×).

*Understanding the inputs given to the FM during the run (T8, Q17-18).* Developers want information on the run's FM inputs, like the prompt (Q17) and examples or provided context (Q18). This was obtained by printing the prompt out and reading it (2×, 📄); meanwhile, OP8 used Langtrace. Since combining the prompt, examples, and provided context was lengthy, OP3 struggled to view and comprehend the raw text input. Complex code and managing multiple code versions created confusion on which prompt was used (2×):

“I’m worried about... using the wrong prompt... Am I using what we agreed upon?” (IP5)

*Understanding prompt behavior related to non-functional requirements (T9, Q19).* Participants wanted to know the prompt's non-functional behavior (Q19) like “memory” (IP1), “token count” (OP3, OP4), and time elapsed (OP8). OP8 obtained this in the Langtrace UI while IP3 combed through logs that printed the information (📄).

**4.1.4 Why did the prompt behave unexpectedly?** Like developers debugging code [11, 33, 38], participants needed information on unexpected behavior. Yet, debugging prompts is more complex than prior work suggests. Beyond reading prompt content and FM outputs [39, 69], participants reasoned about the data context provided to the prompt as well as code to identify and fix issues.

*Localizing fault or debugging by reading the prompt's content (T10, Q20).* Developers use the prompt content for debugging (Q20) by reading (OP6, 📄) and recalling (3×, 🗨️) the prompt's content and relating it to observed behavior (2×, 🗨️). Participants wanted support on this task since it was challenging (2×).

*Localizing fault or debugging by comparing two different versions (T11, Q21-22).* Participants compare prompts for debugging using their memory (OP5, 🗨️) or retrieving recent prompt changes (OP1, 📄). This identifies changes causing differing behavior (Q21, Q22):

“[I need] to understand...what prompt changes caused what kind of response changes.” (IP14)

*Localizing fault or debugging through FM explanations (T12, Q23).* Participants debug with FM explanations (Q23) by asking an FM (2×, 🗨️) or using reasoning FMs that generate explanations (OP8).

*Localizing fault or debugging by reasoning about artifacts outside of the prompt (T13, Q24-25).* Defects can come from outside the prompt. OP5's video game agent had defects because it ingested game state with hidden levels due to the code implementation. Developers thus reason about external artifacts, like code (Q24, 3×) and the context provided to the prompt (Q25, 3×) to identify the source of unwanted behavior. Participants did so by reading the

FM's inputs (OP8, 🗨️) and outputs (3×, 🗨️), finding related code (2×, 📄), and using existing knowledge of the system (OP8, 🗨️).

*Trying fixes given observed unwanted behavior (T14, Q26-28).* Participants fixed the prompt by changing the prompt content (Q27, 3×) and provided context (2×), FM (Q26, 3×) and hyperparameters (IP5), and related code (Q28, 2×). Many participants used AI programming assistants, like code completion or ChatGPT, to generate prompt (2×) and code changes (2×). However, knowing what to change was challenging (6×). Due to unintuitive FM naming conventions (e.g., gemini-2.5-flash-lite-preview-06-17), knowing what FM version to use was confusing and required manual verification on Google AI Studio by OP8 (🗨️). Participants debated whether they should change the prompt or the code (2×):

“An ongoing question...is, how much of that should I be doing in my prompt engineering? How much should I do in [code]?” (OP4)

**4.1.5 What changed between this prompt version and the one previous?** Unlike in previous developer information needs studies, participants required information on what changed likely due to the opaqueness of FMs, which is a key challenge in prompt programming [39]. However, similar to these studies [33, 38], they want to know why changes were made.

*Understanding a change to the prompt's content (T15, Q29).* Developers want to track changes in prompt content (Q29, 5×), but only IP1 did so explicitly by “summarizing what change I made” (IP1) in a spreadsheet (📄). Recalling low-level changes was hard (IP3):

“It's hard to recall what words you exactly changed, but you can usually remember at a high level what you changed.” (IP3)

*Understanding prompt behavior after making a change (T16, Q30-32).* Many participants want to study the prompt's behavior for modifications (Q30), improvements (Q32), and regressions (Q31) after changing the prompt (6×) as it was unclear “if [the change] had any impact” (IP3). Participants detected changes by manually comparing outputs (OP1, 🗨️), qualitatively assessing outputs and logs (4×, 🗨️) and observing an agent's behavior live (2×, 🗨️). To verify the change was consistent, OP1 and OP4 ran the change on new inputs (🗨️).

*Recalling design rationale (T17, Q33).* Despite several participants wanting to know why a change was made (Q33, 7×), only a two did so from memory (OP4, 🗨️) and by recording it in a spreadsheet (IP1, 📄). The rationale helped to understand the change's intention (IP14), share the development process with others (IP13), and inspire changes (2×):

“This is more for...seeing previous ideas...[and] how we can adopt that with the current version of the prompt.” (IP10)

**4.1.6 How do these prompt versions compare to one another?** Developers want to compare prompt versions across time, which is not previously identified in the literature as a key information need.

*Understanding the differences between two versions at a time (T18, Q34-35).* Participants compared two versions' content (Q34) and behavior (Q35) by stacking prompts in a file (OP4, 🗨️), and setting screenshots of outputs side-by-side or creating tables (OP7, 🗨️):

“I do a lot of manual comparison and eyeballing.” (OP7)

*Understanding the differences between more than two versions at a time (T19, Q36–37).* Participants discussed wanting to compare more than two versions at a time by content (Q36) and behavior (Q37). No one performed this task as it was challenging:

“I can compare [the version] with one or two different ones...but not with all the others... That is a problem that happened.” (IP15)

**4.1.7 Where is this prompt?** Similar to how developers want to find code snippets [23, 33], study participants wanted to retrieve prompts and prior versions based on content and behavior.

*Retrieving versions based on prompt content (T20, Q38–40).* Participants searched for prompt versions by content at varying granularities, from structure (Q40, 3×) and features (Q38, 5×) to specific characters (Q39, 6×). For keyword queries, OP2 used search; otherwise, they manually opened versions (OP2, 📄). Keyword search was sometimes avoided due to the need for exact terms (IP11).

*Retrieving versions based on prompt behavior (T21, Q41–44).* Participants wanted to retrieve versions based on behavior, although no one performed this task. The desired search was carried out at different granularities, like general descriptions of prompt behavior (Q42, 2×), specific aspects of prompt behavior (Q44, 6×), tradeoffs in aspects of behavior (Q43, 2×), or keywords in the generated output (Q41, 2×). Participants found this search to be not well-supported:

“I often find myself wanting to go back to some [outputs] that may have generated...but I have no way of searching for it.” (IP1)

*Bookmarking specific versions (T22, Q45).* Developers want to recall specific prompts (Q45, 25×), which they do now by memory (OP3, 📄). Bookmarking versions could focus evaluations on a small subset of prompts (IP4), since some versions were more important:

“I would like to check in the specific [versions], because I don’t treat every [FM output] I get equally.” (IP9)

*Finding different prompts that are relevant to the one being developed (T23, Q46).* Participants want to find prompts that perform similar functionality (Q46). OP5 accomplished this by opening different files on their machine (📄). Retrieving separate prompts was important for reuse, like finding certain instructions:

“I copy parts of the formatting prompt from one GPT to the other...[to share] the reusable...instructions you know work.” (IP2)

**4.1.8 What happened across all the prompt versions?** Participants want information on their prompt change history, which is a difficult question to answer in software engineering [38].

*Understanding progress over multiple versions (T24, Q47–49).* Participants wanted to see how prompts progressed over multiple iterations by finding the best versions (Q47), worst versions (Q48), and various aspects of behavior (Q49). IP4 tracked this information in a metrics spreadsheet (📄), and IP6 believed AI playgrounds were “not a great way to track progress” (IP6). Tracking prompt history could help with knowing “what worked and [what] didn’t” (IP3), reverting to working versions (IP16), or finding the best performing versions (2×).

*Remembering what was tried previously (T25, Q50–51).* Participants found prior prompt attempts (Q51) using the undo command (OP1, 📄), navigating through chat history (3×, 📄), saving prompts on the AI playground (IP8), skimming a saved file with all versions

(OP4, 📄), uncommenting code (2×, 📄), using a spreadsheet (IP5), and saving versions in files with custom naming conventions (2×, 📄). Recalling versions was challenging: there could be upwards of “hundreds of prompts” (IP4) whose information was confused or lost during recall (3×). While recent versions were prioritized (Q50, 5×), saving all versions could communicate the design process (IP13) or inspire future prompt designs by reviewing versions (4×):

“I want to know what I tried before, regardless of how well it worked. That way I don’t repeat myself.” (IP12)

➔ **Key Findings (RQ1):** We identify 25 prompt programming tasks and 51 questions. All tasks, except two not completed in our sample, involved manual intervention by participants.

**Table 2: Rankings (#) of the 5 most important (i.e., both frequent (f) and helpful to address (h)) tasks and questions.**

#	Task	f	h
1	Understanding prompt behavior after making a change (T16)	74%	80%
2	Trying fixes given observed unwanted behavior (T14)	81%	72%
3	Remembering what was tried previously (T25)	66%	74%
4	Localizing fault or debugging by reading the prompt’s content (T10)	67%	71%
5	Understanding progress over multiple versions (T24)	67%	69%
5	Identifying examples that result in interesting behavior (T3)	65%	71%
#	Question	f	h
1	What other parts of the prompt are logically related to the part I’m currently interested in? (Q3)	94%	87%
1	How representative are the examples? (Q13)	92%	89%
2	What part of the content might be the cause of the observed behavior? (Q20)	90%	88%
3	What part of the change might cause the difference in behavior between versions A and B? (Q22)	87%	88%
4	Where in the codebase does this part of the prompt rely on? (Q10)	87%	88%
5	Which example(s) does this version not do well on? (Q7)	83%	88%

## 4.2 Importance of Questions (RQ2)

Table 2 ranks tasks and questions by the average of frequency (f) and helpfulness (h), identifying important tasks ones that are both frequent and helpful. Given the modest sample size, we treat these as preliminary signals to guide design and research of future tools.

*Understanding FM behavior after making changes.* Our results show that understanding FM behavior is a key activity needing support. Several important tasks focused on behavior (T3), especially after changes (T16, Q22), with understanding prompt behavior after a change rated the most important (T16, f=74%, h=80%). T16’s high frequency underscores the vast number of iterations that prompt programmers engage in to develop a prompt, as noted by the literature [15, 39, 52, 69]. Since helpfulness signals importance for future tools, the high rating (h=80%) suggests this task should be a priority for tool support. This is likely due to the opaque nature of FMs that pose key barriers in prompt programming [39, 69].

*Understanding datasets.* As with data practitioners curating representative datasets [54], understanding example representativeness was tied as the top prompt programming question (Q13, f=92%, h=89%). This supports prior findings of a shift toward data curation in prompt programming [39]. The high helpfulness rating (h=89%) suggests this task needs support from future tools.



*Debugging prompts.* Debugging FM behavior is also a key activity. Many important tasks (T14, T10) and questions (Q20, Q22, Q7) were on debugging. The lower helpfulness for trying fixes (T14) versus its frequency ( $f=81\%$ ,  $h=72\%$ ) suggests it needs less tool support, but reinforces the iteration in prompt programming [15, 39, 52, 69].

Reading prompt content to localize errors (Q20,  $f=90\%$ ,  $h=88\%$ ) was the third most important question, reflecting prior studies on the importance of localizing faults to specific parts of code [33]. Yet, the high importance of reasoning about how changes impact behavior (Q22,  $f=87\%$ ,  $h=88\%$ ) suggests prompt programmers also rely on changes to debug. Yet, understanding changes to programs was not a prominent information need in prior work for debugging. This indicates a shift to understanding changes in prompt programming compared to traditional forms of software engineering.

*Understanding prompt history.* Other key tasks involved understanding prompt history (T24–25). Knowing what was tried before (Q25,  $f=66\%$ ,  $h=74\%$ ) was the third most important task, and tracking progress (Q24,  $f=67\%$ ,  $h=69\%$ ) was tied for fifth. T25’s higher helpfulness ( $h=74\%$ ) versus frequency ( $f=66\%$ ) suggests recalling past attempts is common but needs better tool support.

*Understanding relationships between prompt components.* The most important question was understanding relationships between prompt components (Q3,  $f=94\%$ ,  $h=87\%$ ). Despite its salience to prompt programmers, prior studies have not identified understanding the relationship between parts of a prompt as a phenomenon in prompt programming, indicating a gap in the literature.

*Understanding dependencies outside the prompt.* Our results highlight the importance of finding dependencies outside the prompt, especially code. Understanding related code was the fourth most important question (Q10,  $f=87\%$ ,  $h=88\%$ ), yet it is not emphasized in prior work. Earlier studies found developers prioritized understanding code over finding related code [33]. In contrast, prompt programmers valued identifying dependencies more than understanding them (Q11,  $f=73\%$ ,  $h=69\%$ ), suggesting a gap in tooling.

➤ **Key Findings (RQ2):** Important tasks and questions involve understanding and debugging prompt behavior. The two most important questions are understanding relationships between prompt components and the representativeness of examples.

### 4.3 Tool Coverage of Questions (RQ3)

Table 1 summarizes tool-supported tasks and questions. Overall, 16 of the 51 questions are unsupported by any tool. We use  $\times$  to represent the number of tools.

*4.3.1 What is this prompt?* To comprehend prompt content (T1, Q1–3) and behavior (T2, Q4–6), tools often provide text editors (30 $\times$ ) and viewers for raw prompts (Q2) and FM outputs (Q4, 23 $\times$ ), sometimes embedded in visual programming nodes [7, 66]. Some support editing of context [69] or output format [42]. Given the structured nature of prompts [44, 62], several tools represent high-level structure (Q1, 6 $\times$ ) with widgets [6], sub-components [19, 27], or trees [18]. Others support performance metrics (Q5, 18 $\times$ ), like manual [7] and FM-evaluated metrics [29, 31] and user-defined behavioral evaluation criteria [29, 31]. Since FM outputs can be

difficult to read [28], tools offer support to identify relevant outputs (Q6) via visualizations [20, 21, 28] and text highlighting [20, 21, 31]. While research tools explore rich representations for prompt understanding, commercial tools (e.g., LangSmith and MLFlow) offer text editing with limited scaffolding.

Support for finding interesting behavior (T3, Q7–8) includes manual annotations [68, 69], highlighting successful (Q8, [46]) or failing examples (Q7, [7]), and inspecting examples via performance metrics, often supported by evaluation features of commercial tools. To identify patterns (T4, Q9), tools use confusion matrices [46, 60], highlight common substrings [68], and grouping FM outputs with various visualizations [10, 68]. To find prompt dependencies (T5), commercial tools (9 $\times$ ) offer observability features like call traces (e.g., LangTrace) or graphical workflows (e.g., PromptFlow, LangSmith). Yet, no tools support finding code dependencies (Q10–11), even though it was an important task for survey participants.

*4.3.2 What inputs should I provide to the prompt?* Several tools provide features to understand datasets (T6) like defining and exploring datasets (Q14, 13 $\times$ ). Yet, few suggest specific examples (Q12) beyond basic sampling [31]; PromptFoo is a notable exception for test case generation. There was also no tools that assessed dataset representativeness (Q13), despite its importance to participants.

*4.3.3 What happened when I ran this prompt?* All questions in this theme were supported by existing tools. To understand prompt run configurations (T7) and non-functional behavior (T9), many tools log FM details (Q16), hyperparameters (Q15), and runtime performance (18 $\times$ ). Commercial tools often track non-functional behavior (Q19, 13 $\times$ ), while only one research tool does [6]. Tools also support inspecting FM inputs (T8) through text editors, with the prompt (Q17) examples, or context (Q18) used in the run.

*4.3.4 Why did the prompt behave unexpectedly?* While several debugging questions were important, support was limited. Tasks like reasoning about artifacts outside the prompt (T13, Q24–Q25), comparing prompts (T11, Q22–Q23), and trying fixes via FM and hyperparameters (Q26) or code (Q28) had no tool support. Only fault localization via prompt content (T10, Q10, 2 $\times$ ), FM explanations (Q23, 4 $\times$ ), and prompt repair (Q26, 9 $\times$ ) had related features. Node-based tools that chain prompts can isolate defects to specific nodes in prompt pipelines [65]. To explain FM behavior, tools used interpretability techniques highlight salient inputs [64] and FM-generated rationales [28, 29]. Prompt repair is supported by automatic methods (11 $\times$ ), like input perturbation [46], optimization models and techniques [19, 53, 57, 67], and retrieving prompt examples [19, 64]. Commercial tools offer basic support, like one-click improvements (OpenAI Playground) or LLM chat suggestions (LangSmith).

*4.3.5 What changed between this prompt version and the one previous?* Tools help with understanding content changes (T17, Q29, 15 $\times$ ) via in-line highlights [57] or side-by-side views [18]. Behavior changes (T18, Q30–32, 20 $\times$ ) are shown via plotting metrics [46] or comparing outputs side-by-side [31, 69]. Some tools surface error types while updating a prompt [68, 69] to assess behavioral shifts. No tools supported recording design rationale (T17, Q33).

**4.3.6 How do these prompt versions compare to one another?** Many tools can compare two prompts (T18) and their behavior (Q34) by visualizing metrics [46], highlighting output changes [68], and comparing outputs side-by-side output [7, 10, 55, 57, 64]. Prompt content is compared (Q35) by side-by-side comparisons [64] and plotting the prompt content embeddings [46]. ChainForge [7] is the only research tool that compares three or more prompts (T19, Q36–37) by plotting variables in a table. Other tools support comparing more than two prompts by comparing their aggregated metrics.

**4.3.7 Where is this prompt?** Commercial tools support prompt retrieval by content (T20) and behavior (T21) via keyword searches (Q39, Q41, 12×); however, these features are not present in research tools. More advanced retrieval using prompt features (Q38), structure (Q40), behavioral descriptions (Q42) and tradeoffs (Q43), and aspects of behavior (Q44), were not supported by any tool. Systems, especially commercial ones (10×), support bookmarking versions (T22, Q45). However, retrieving other relevant prompts (T23, Q46) is less supported, and was implemented by providing a feature for community support [60] or categorizing prompts by task [55].

**4.3.8 What happened across all the prompt versions?** To understand progress over versions (T24, Q47–49), tools plot performance metrics [46] (17×). These can be customized in the commercial tools by defining evaluation functions. To recall past attempts (T25, Q50–51), several tools support history and versioning of the prompt (22×), which could be represented as a global plot of changes [46] or in a graph [14]. All questions were covered by existing tools.

➦ **Key Findings (RQ3):** Research and commercial tools cover 22 of the 25 tasks. Yet, 16 of the 51 questions, including four of the six most important ones, are not covered by existing tools.

## 5 Threats to Validity

**Internal Validity.** The taxonomy may be affected by a misunderstanding of survey or interview instructions; we reduced this threat by piloting protocols. Due to privacy concerns, the observational study had one coder, which may introduce bias. We mitigated this by triangulating data across 16 interviews and 50 survey responses.

**External Validity.** Findings may not generalize to all prompt programmers due to small sample sizes and sampling bias to graduate students from convenience and snowball sampling. To mitigate this, we included both industry and academic developers with general and professional programming experience. We also achieved code saturation by OP7, suggesting completeness of codes in the sample.

For the survey study, the lower response rate and modest sample size may limit its generalizability. Recruiting via a popular developer tools company's participant panel may bias the sample to users of a specific tool. Retrospective survey responses may not reflect all prompt programming questions. For the tool comparison, using one database may exclude work outside HCI or software engineering, limiting the taxonomy's coverage in other domains (e.g., medicine).

To reduce threats from any single method, we triangulated results across four methodologies. The survey's larger sample offset the interview and observational studies limited size, while observational data mitigated biases in retrospective questions.

**Construct Validity.** For **RQ2**, we measured importance via frequency and helpfulness, with definitions from Myers et al. [47]. While frequency may be biased by memory, we used it only as a signal of importance. To address variability in the interpretation of helpfulness, we piloted the survey and its definition for clarity.

## 6 Discussion & Conclusion

We synthesize information needs from **RQ1**, importance ratings from **RQ2**, and gaps in tool coverage from **RQ3**. We conclude with key opportunities for prompt programming tools (see Figure 1) and offer recommendations for tool builders and researchers.

**Opportunity #1: Understanding external prompt dependencies.** We find that prompt programs depend on external code (e.g., for parsing inputs passed to the prompt), yet this has not been addressed in prior work. Finding related code (Q10) was the fourth most important question (Table 2,  $f=87\%$ ,  $h=88\%$ ) and is key for debugging prompts (Q24), as errors may stem from the code, not just the prompt. Yet, no tools identify code dependencies, causing a manual search by participants. Also, all code-related questions (Q10, Q11, Q24, Q28) were unsupported by tools, revealing a critical gap for future work.

**Recommendations.** Tool builders should link parts of prompts (e.g., template parameters) to code. Researchers should also develop tools to explore how to integrate prompts into code environments.

**Opportunity #2: Understanding relationships between prompt components.** We find that prompt components (e.g., instructions, examples) have relationships among each other, which is not discussed in prior work. Understanding these relationships was the most important question (Table 2, Q3,  $f=94\%$ ,  $h=87\%$ ). Yet, no tools track component relationships; without support, prompt edits may create inconsistencies [62]. Like code navigation and highlighting, prompts need tools to surface component relationships.

**Recommendations.** Tool builders could leverage FMs to analyze prompts and surface dependencies, as explored in prior work [19]. Researchers should study how prompt programmers identify internal dependencies, like *in-situ* studies or mining analyses of patterns in how developers identify prompt component relationships.

**Opportunity #3: Debugging prompts.** Prior work notes the lack of prompt debugging tools [17, 39], which our findings confirm. Participants' debugging was manual, as fault localization (T10–13) is poorly supported: only 6 of 48 tools addressed these tasks, leaving 6 of 9 questions unanswered. Yet, fault localization by reading prompt content (Table 2, T10,  $f=67\%$ ,  $h=71\%$ ; Q20,  $f=90\%$ ,  $h=88\%$ ) and comparing prompts (Q22,  $f=87\%$ ,  $h=88\%$ ) were among the most important tasks, highlighting a key opportunity for tools.

**Recommendations.** Given the lack of debugging support by all commercial tools, tool builders should support simple forms of debugging, like comparing prompt content and FM outputs after a run. A key challenge for researchers is studying how debugging varies across types of prompt programs (e.g., text agents, UI agents, chatbots, or embedded prompts) and how programmers approach it. Since FMs accept diverse inputs (text, code, images), future work should explore how tooling needs shift across development settings.


**Opportunity #4: Understanding data.** Understanding whether inputs were representative was the most important question (Table 2, Q13,  $f=92\%$ ,  $h=89\%$ ) but is unsupported by current tools. Tools offer basic dataset navigation, and only one supported suggesting inputs (Q12), indicating a general lack of tooling. Even with data navigation features, OP4 still copy-pasted data into code for easier access. This aligns with prior work showing dataset practitioners have insufficient tooling [54]. More support for assessing dataset quality to avoid *training-serving skew* [50, 63] (i.e., when a model's training data does not generalize to production).

**Recommendations.** Tool builders could add features to surface data in the developer's code. Researchers should explore tools to support the entire dataset creation process (e.g., data discovery, data curation) [54], like using FMs to create quality synthetic data.

**Opportunity #5: Prompt retrieval.** Retrieval was not well-supported, as 5 of 9 questions were not answered and the only support was keyword search. Yet, keyword search over prompt text (Q39,  $h=55\%$ ) and outputs (Q41,  $h=64\%$ ) was less helpful than over features (Q38,  $h=70\%$ ), structure (Q40,  $h=70\%$ ), or behavior (Q38,  $h=77\%$ ) in Table 1.

**Recommendations.** Tool builders should support retrieval with less exact search methods, like cosine similarity of prompt embeddings. Given the lack of retrieval support by research tools, more research is needed. Researchers should study how to represent semantic or structural prompt features for advanced retrieval.

## Acknowledgments

We thank our study participants for their wonderful insights. We are also grateful to Soham Pardeshi, Millicent Li, Christopher Kang, and Manisha Mukherjee for their feedback on the work. Next, we extend deep gratitude to JetBrains for providing funding support for the survey. Jenny T. Liang was supported by the National Science Foundation under grants DGE1745016 and DGE2140739. Last but not least, we give a special thanks to Mei , an outstanding canine software engineering researcher, for providing support and motivation throughout the study. Any opinions, findings, conclusions, or recommendations expressed in this material are those of the authors and do not necessarily reflect the views of the sponsors.

## References

- [1] 2025. ChatGPT - ScholarGPT. Retrieved July 4, 2025 from <https://chatgpt.com/g/g-kZ0eYXlJe-scholar-gpt>.
- [2] 2025. Cursor - The AI Code Editor. Retrieved July 4, 2025 from <https://cursor.com/en>.
- [3] 2025. Introducing the GPT Store | OpenAI. Retrieved July 4, 2025 from <https://openai.com/index/introducing-the-gpt-store/>.
- [4] 2025. Welcome to the State of Developer Ecosystem Report 2024. Retrieved July 4, 2025 from <https://www.jetbrains.com/lp/devecosystem-2024/>.
- [5] Josh Achiam, Steven Adler, Sandhini Agarwal, Lama Ahmad, Ilge Akkaya, Florencia Leoni Aleman, Diogo Almeida, Janko Altschmidt, Sam Altman, Shyamal Anadkat, et al. 2023. Gpt-4 technical report. *arXiv preprint arXiv:2303.08774* (2023).
- [6] Rifat Mehreen Amin, Oliver Hans Kühle, Daniel Buschek, and Andreas Butz. 2025. Composable prompting workspaces for creative writing: Exploration and iteration using dynamic widgets. In *Extended Abstracts of the CHI Conference on Human Factors in Computing Systems (CHI EA)*. 1–11. doi:10.1145/3706599.3720243
- [7] Ian Arawjo, Chelse Swoopes, Priyan Vaithilingam, Martin Wattenberg, and Elena L Glassman. 2024. Chainforge: A visual toolkit for prompt engineering and llm hypothesis testing. In *CHI Conference on Human Factors in Computing Systems (CHI)*. 1–18. doi:10.1145/3613904.3642016
- [8] Anonymous Authors. 2025. Supplemental Materials to "Understanding Prompt Programming Tasks and Questions". The supplemental materials are available on HotCRP and Figshare at <https://figshare.com/s/c1d893b8f025cbd429ec>. We will make the supplemental materials publicly available upon acceptance.
- [9] James Betker, Gabriel Goh, Li Jing, Tim Brooks, Jianfeng Wang, Linjie Li, Long Ouyang, Juntang Zhuang, Joyce Lee, Yufei Guo, et al. 2023. Improving image generation with better captions. 2, 3 (2023), 8. doi:papers/dall-e-3.pdf
- [10] Stephen Brade, Bryan Wang, Mauricio Sousa, Sageev Oore, and Tovi Grossman. 2023. Promptify: Text-to-image generation through interactive prompt exploration with large language models. In *ACM Symposium on User Interface Software and Technology (UIST)*. 1–14. doi:10.1145/3586183.3606725
- [11] Silvia Breu, Rahul Premraj, Jonathan Sillito, and Thomas Zimmermann. 2010. Information needs in bug reports: Improving cooperation between developers and users. In *ACM Conference on Computer Supported Cooperative Work (CSCW)*. 301–310. doi:10.1145/1718918.1718973
- [12] Tom Brown, Benjamin Mann, Nick Ryder, Melanie Subbiah, Jared D Kaplan, Prafulla Dhariwal, Arvind Neelakantan, Pranav Shyam, Girish Sastry, Amanda Askell, et al. 2020. Language models are few-shot learners. *Advances in Neural Information Processing Systems (NeurIPS)* 33 (2020), 1877–1901.
- [13] Juliet Corbin and Anselm Strauss. 2015. *Basics of qualitative research*. Vol. 14. Sage. doi:10.1177/1094428108324514
- [14] Hai Dang, Frederik Brudy, George Fitzmaurice, and Fraser Anderson. 2023. Worldsmith: Iterative and expressive prompting for world building with a generative AI. In *ACM Symposium on User Interface Software and Technology (UIST)*. 1–17. doi:10.1145/3586183.3606772
- [15] Mateusz Dolata, Norbert Lange, and Gerhard Schwabe. 2024. Development in times of hype: How freelancers explore Generative AI?. In *IEEE/ACM International Conference on Software Engineering (ICSE)*. 1–13. doi:10.1145/3597503.3639111
- [16] Ekwa Duala-Ekoko and Martin P Robillard. 2012. Asking and answering questions about unfamiliar APIs: An exploratory study. In *International Conference on Software Engineering (ICSE)*. IEEE, 266–276. doi:10.1109/ICSE.2012.6227187
- [17] Will Epperson, Gagan Bansal, Victor C Dibia, Adam Fournay, Jack Gerrits, Erkan Zhu, and Saleema Amershi. 2025. Interactive debugging and steering of multi-agent ai systems. In *CHI Conference on Human Factors in Computing Systems*. 1–15. doi:10.1145/3706598.3713581
- [18] Li Feng, Ryan Yen, Yuzhe You, Mingming Fan, Jian Zhao, and Zhicong Lu. 2024. Coprompt: Supporting prompt sharing and referring in collaborative natural language programming. In *CHI Conference on Human Factors in Computing Systems*. 1–21. doi:10.1145/3613904.3642212
- [19] Alexander J Fiannaca, Chinmay Kulkarni, Carrie J Cai, and Michael Terry. 2023. Programming without a programming language: Challenges and opportunities for designing developer tools for prompt programming. In *CHI Conference on Human Factors in Computing Systems Extended Abstracts (CHI EA)*. 1–7. doi:10.1145/3544549.3585737
- [20] Katy Ilonka Gero, Jonathan K Kummerfeld, and Elena L Glassman. 2022. Sense-making interfaces for human evaluation of language model outputs. In *NeurIPS Workshop on Human Evaluation of Generative Models*.
- [21] Katy Ilonka Gero, Chelse Swoopes, Ziwei Gu, Jonathan K Kummerfeld, and Elena L Glassman. 2024. Supporting sensemaking of large language model outputs at scale. In *CHI Conference on Human Factors in Computing Systems (CHI)*. 1–21. doi:10.1145/3613904.3642139
- [22] Görgem Giray. 2021. A software engineering perspective on engineering machine learning systems: State of the art and challenges. *Journal of Systems and Software (JSS)* 180 (2021), 111031. doi:10.1016/j.jss.2021.111031
- [23] Nicole Haenni, Mircea Lungu, Niko Schwarz, and Oscar Nierstrasz. 2013. Categorizing developer information needs in software ecosystems. In *International Workshop on Ecosystem Architectures (WEA)*. 1–5. doi:10.1145/2501585.2501586
- [24] David Hammer and Leema K Berland. 2014. Confusing claims for data: A critique of common practices for presenting qualitative research on learning. *Journal of the Learning Sciences* 23, 1 (2014), 37–46. doi:10.1080/10508406.2013.802652
- [25] Karen Holtzblatt and Hugh Beyer. 1997. *Contextual design: defining customer-centered systems*. Elsevier.
- [26] Yu Huang, Denae Ford, and Thomas Zimmermann. 2021. Leaving my fingerprints: Motivations and challenges of contributing to OSS for social good. In *IEEE/ACM International Conference on Software Engineering (ICSE)*. IEEE, 1020–1032. doi:10.1109/ICSE43902.2021.0009
- [27] Ellen Jiang, Kristen Olson, Edwin Toh, Alejandra Molina, Aaron Donsbach, Michael Terry, and Carrie J Cai. 2022. Promptmaker: Prompt-based prototyping with large language models. In *CHI Conference on Human Factors in Computing Systems Extended Abstracts (CHI EA)*. 1–8. doi:10.1145/3491101.3503564
- [28] Peiling Jiang, Jude Rayan, Steven P Dow, and Haijun Xia. 2023. Graphologue: Exploring large language model responses with interactive diagrams. In *ACM Symposium on User Interface Software and Technology*. 1–20. doi:10.1145/3586183.3606737
- [29] Ishika Joshi, Simra Shahid, Shreeya Manasvi Venneti, Manushree Vasu, Yantao Zheng, Yunyao Li, Balaji Krishnamurthy, and Gromit Yeuk-Yin Chan. 2025. Coprompter: User-centric evaluation of LLM instruction alignment for improved prompt engineering. In *International Conference on Intelligent User Interfaces (IUI)*. 341–365. doi:10.1145/3708359.3712102

- [30] Mary Beth Kery. 2021. *Designing effective history support for exploratory programming data work*. Ph. D. Dissertation. Ph. D. Dissertation. Carnegie Mellon University, Pittsburgh, Pennsylvania.
- [31] Tae Soo Kim, Yoonjoo Lee, Jamin Shin, Young-Ho Kim, and Juho Kim. 2024. EvalIn: Interactive evaluation of large language model prompts on user-defined criteria. In *CHI Conference on Human Factors in Computing Systems (CHI)*. 1–21. doi:10.1145/3613904.3642216
- [32] Barbara A Kitchenham and Shari L Pfleeger. 2008. Personal opinion surveys. In *Guide to Advanced Empirical Software Engineering*. Springer, 63–92. doi:10.1007/978-1-84800-044-5\_3
- [33] Amy J Ko, Robert DeLine, and Gina Venolia. 2007. Information needs in collocated software development teams. In *International Conference on Software Engineering (ICSE)*. IEEE, 344–353. doi:10.1109/ICSE.2007.45
- [34] Amy J Ko, Thomas D LaToza, and Margaret M Burnett. 2015. A practical guide to controlled experiments of software engineering tools with human participants. *Empirical Software Engineering (ESE)* 20 (2015), 110–141. doi:10.1007/s10664-013-9279-3
- [35] Amy J Ko and Brad A Myers. 2008. Debugging reinvented: Asking and answering why and why not questions about program behavior. In *International Conference on Software Engineering (ICSE)*. 301–310. doi:10.1145/1368088.1368130
- [36] Amy J Ko and Brad A Myers. 2010. Extracting and answering why and why not questions about Java program output. *ACM Transactions on Software Engineering and Methodology (TOSEM)* 20, 2 (2010), 1–36. doi:10.1145/1824760.1824761
- [37] J Richard Landis and Gary G Koch. 1977. The measurement of observer agreement for categorical data. *biometrics* (1977), 159–174. doi:10.2307/2529310
- [38] Thomas D LaToza and Brad A Myers. 2010. Hard-to-answer questions about code. In *Evaluation and Usability of Programming Languages and Tools (PLATEAU)*. 1–6. doi:10.1145/1937117.1937125
- [39] Jenny T Liang, Melissa Lin, Nikitha Rao, and Brad A Myers. 2025. Prompts are programs too! Understanding how developers build software containing prompts. *Proceedings of the ACM on Software Engineering* 2, FSE (2025), 1591–1614. doi:10.1145/3729342
- [40] Jenny T Liang, Chenyang Yang, and Brad A Myers. 2024. A large-scale survey on the usability of AI programming assistants: Successes and challenges. In *IEEE/ACM International Conference on Software Engineering (ICSE)*. 1–13. doi:10.1145/3597503.3608128
- [41] Jenny T Liang, Thomas Zimmermann, and Denae Ford. 2022. Understanding skills for OSS communities on github. In *ACM Joint European Software Engineering Conference and Symposium on the Foundations of Software Engineering (ESEC/FSE)*. 170–182. doi:10.1145/3540250.3549082
- [42] Michael Xieyang Liu, Frederick Liu, Alexander J Fiannaca, Terry Koo, Lucas Dixon, Michael Terry, and Carrie J Cai. 2024. "We need structured output": Towards user-centered constraints on large language model output. In *Extended Abstracts of the CHI Conference on Human Factors in Computing Systems (CHI EA)*. 1–9. doi:10.1145/3613905.3650756
- [43] Pengfei Liu, Weizhe Yuan, Jinlan Fu, Zhengbao Jiang, Hiroaki Hayashi, and Graham Neubig. 2023. Pre-train, prompt, and predict: A systematic survey of prompting methods in natural language processing. *ACM Computing Surveys (CSUR)* 55, 9 (2023), 1–35. doi:10.1145/3560815
- [44] Yuetian Mao, Junjie He, and Chunyang Chen. 2025. From prompts to templates: A systematic prompt template analysis for real-world LLMs. *arXiv preprint arXiv:2504.02052* (2025).
- [45] Nora McDonald, Sarita Schoenebeck, and Andrea Forte. 2019. Reliability and inter-rater reliability in qualitative research: Norms and guidelines for CSCW and HCI practice. *Proceedings of the ACM on Human-Computer Interaction* 3, CSCW (2019), 1–23. doi:10.1145/3359174
- [46] Aditi Mishra, Bretho Danzy, Utkarsh Soni, Anjana Arunkumar, Jinbin Huang, Bum Chul Kwon, and Chris Bryan. 2025. PromptAid: Visual prompt exploration, perturbation, testing and iteration for large language models. *IEEE Transactions on Visualization and Computer Graphics (TVCG)* (2025). doi:10.1109/TVCG.2025.3535332
- [47] Brad A Myers, Amy J Ko, Thomas D LaToza, and YoungSeok Yoon. 2016. Programmers are users too: Human-centered methods for improving programming tools. *Computer* 49, 7 (2016), 44–52. doi:10.1109/MC.2016.200
- [48] Nadim Nachar et al. 2008. The Mann-Whitney U: A test for assessing whether two independent samples come from the same distribution. *Tutorials in Quantitative Methods for Psychology* 4, 1 (2008), 13–20. doi:10.20982/tqmp.04.1.p013
- [49] Nadia Nahar, Christian Kästner, Jenna Butler, Chris Parnin, Thomas Zimmermann, and Christian Bird. 2024. Beyond the comfort zone: Emerging solutions to overcome challenges in integrating LLMs into software products. *arXiv preprint arXiv:2410.12071* (2024).
- [50] Nadia Nahar, Haoran Zhang, Grace Lewis, Shurui Zhou, and Christian Kästner. 2023. A meta-summary of challenges in building products with ML components—Collecting experiences from 4758+ practitioners. In *IEEE/ACM International Conference on AI Engineering—Software Engineering for AI (CAIN)*. 171–183. doi:10.1109/CAIN58948.2023.00034
- [51] Richard E Nisbett and Timothy D Wilson. 1977. Telling more than we can know: Verbal reports on mental processes. *Psychological review* 84, 3 (1977), 231. doi:10.1037/0033-295X.84.3.231
- [52] Chris Parnin, Gustavo Soares, Rahul Pandita, Sumit Gulwani, Jessica Rich, and Austin Z Henley. 2025. Building your own product copilot: Challenges, opportunities, and needs. In *IEEE International Conference on Software Analysis, Evolution and Reengineering (SANER)*. IEEE, 338–348. doi:10.1109/SANER64311.2025.00039
- [53] Kanchanjot Kaur Phokela, Samarth Sikand, Kapil Singi, Kuntal Dey, Vibhu Saujanya Sharma, and Vikrant Kaulgud. 2023. Smart prompt advisor: Multi-objective prompt framework for consistency and best practices. In *IEEE/ACM International Conference on Automated Software Engineering (ASE)*. 1846–1848. doi:10.1109/ASE56229.2023.00019
- [54] Crystal Qian, Emily Reif, and Minsuk Kahng. 2024. Understanding the dataset practitioners behind large language models. In *ACM CHI Conference on Human Factors in Computing Systems Extended Abstracts (CHI)*. 1–7. doi:10.1145/3613905.3651007
- [55] Mohi Reza, Ioannis Anastasopoulos, Shreya Bhandari, and Zachary A Pardos. 2025. PromptHive: Bringing subject matter experts back to the forefront with collaborative prompt engineering for educational content creation. In *CHI Conference on Human Factors in Computing Systems (CHI)*. 1–22. doi:10.1145/3706598.3714051
- [56] Johnny Saldaña. 2009. *The Coding Manual for Qualitative Researchers*. SAGE Publications.
- [57] Vagner Figueredo de Santana, Sara Berger, Tiago Machado, Maysa Malfiza Garcia de Macedo, Cassia Sampaio Sanctos, Lemara Williams, and Zhaoqing Wu. 2025. Can LLMs recommend more responsible prompts?. In *International Conference on Intelligent User Interfaces (IUI)*. 298–313. doi:10.1145/3708359.3712137
- [58] Jonathan Sillito, Gail C Murphy, and Kris De Volder. 2006. Questions programmers ask during software evolution tasks. In *ACM International Symposium on Foundations of Software Engineering (FSE)*. 23–34. doi:10.1145/1181775.1181779
- [59] Jonathan Sillito, Gail C Murphy, and Kris De Volder. 2008. Asking and answering questions during a programming change task. *IEEE Transactions on Software Engineering (TSE)* 34, 4 (2008), 434–451. doi:10.1109/TSE.2008.26
- [60] Hendrik Strobel, Albert Webson, Victor Sanh, Benjamin Hoover, Johanna Beyer, Hanspeter Pfister, and Alexander M Rush. 2022. Interactive and visual prompt engineering for ad-hoc task adaptation with large language models. *IEEE Transactions on Visualization and Computer Graphics (TVCG)* 29, 1 (2022), 1146–1156. doi:10.1109/TVCG.2022.3209479
- [61] Harsh Suri. 2011. Purposeful sampling in qualitative research synthesis. *Qualitative research journal* 11, 2 (2011), 63–75. doi:10.3316/QRJ1102063
- [62] Mahan Tafreshipour, Aaron Imani, Eric Huang, Eduardo Santana de Almeida, Thomas Zimmermann, and Iftekhar Ahmed. 2025. Prompting in the wild: An empirical study of prompt evolution in software repositories. In *IEEE/ACM 22nd International Conference on Mining Software Repositories (MSR)*. IEEE, 686–698. doi:10.1109/MSR66628.2025.00106
- [63] Zhiyuan Wan, Xin Xia, David Lo, and Gail C Murphy. 2019. How does machine learning change software development practices? *IEEE Transactions on Software Engineering (TSE)* 47, 9 (2019), 1857–1871. doi:10.1109/TSE.2019.2937083
- [64] Zhijie Wang, Yuheng Huang, Da Song, Lei Ma, and Tianyi Zhang. 2024. Promptcharm: Text-to-image generation through multi-modal prompting and refinement. In *CHI Conference on Human Factors in Computing Systems (CHI)*. 1–21. doi:10.1145/3613904.3642803
- [65] Tongshuang Wu, Ellen Jiang, Aaron Donsbach, Jeff Gray, Alejandra Molina, Michael Terry, and Carrie J Cai. 2022. Promptchainer: Chaining large language model prompts through visual programming. In *Extended Abstracts of CHI Conference on Human Factors in Computing Systems (CHI EA)*. 1–10. doi:10.1145/3491101.3519729
- [66] Tongshuang Wu, Michael Terry, and Carrie Jun Cai. 2022. Ai chains: Transparent and controllable human-ai interaction by chaining large language model prompts. In *CHI Conference on Human Factors in Computing Systems (CHI)*. 1–22. doi:10.1145/3491102.3517582
- [67] Qinyuan Ye, Mohamed Ahmed, Reid Pryzant, and Fereshte Khani. 2024. Prompt engineering a prompt engineer. In *Findings of the Association for Computational Linguistics*, Lun-Wei Ku, Andre Martins, and Vivek Srikumar (Eds.). 355–385. doi:10.18653/v1/2024.findings-acl.21
- [68] JD Zamfirescu-Pereira, Bjoern Hartmann, and Qian Yang. 2023. Conversation regression testing: A design technique for prototyping generalizable prompt strategies for pre-trained language models. *arXiv preprint arXiv:2302.03154* (2023).
- [69] J Diego Zamfirescu-Pereira, Richmond Y Wong, Bjoern Hartmann, and Qian Yang. 2023. Why Johnny can't prompt: How non-AI experts try (and fail) to design LLM prompts. In *CHI Conference on Human Factors in Computing Systems (CHI)*. 1–21. doi:10.1145/3544548.3581388

Received 20 February 2007; revised 12 March 2009; accepted 5 June 2009