

No Flat Polyhedral Tori with 7 Vertices

Richard Evan Schwartz *

July 22, 2025

Abstract

We prove that there does not exist a piecewise affine isometric embedding of a flat torus into \mathbf{R}^3 whose image has 7 vertices.

1 Introduction

1.1 Context

A *polyhedral torus* is a piecewise affine embedding

$$\phi : T \rightarrow \Omega \subset \mathbf{R}^3.$$

Here T is a flat torus, the quotient of \mathbf{R}^2 by a lattice of translations, that has been triangulated somehow. The map ϕ is a continuous embedding that is affine on each triangle of the triangulation. If, additionally, ϕ is an affine isometry on each triangle, we say that we have a *flat polyhedral torus*. In the flat polyhedral case, ϕ tells how to build a torus in \mathbf{R}^3 out of finitely many triangles so that the cone angle around each vertex is 2π .

Surprisingly, flat polyhedral tori exist. The 1960 paper of Y. Burago and V. Zalgaller [BZ1] gives the first constructions. The 1985 paper [BZ2] proves that one can realize every isometry class of flat torus as some flat polyhedral torus. Their construction produces examples with thousands of faces. The 2024 preprint of F. Lazarus and F. Talerie [LT] gives a universal combinatorial type of triangulation which does the job simultaneously for all isometry types.

* Supported by N.S.F. Research Grant DMS-2505281

The work (in progress) [ALM] of P. Arnoux, S. Lelievre, and A. Malaga gives a different construction which achieves every isometry class of flat polyhedral tori using far fewer faces than in the other cited works. Specifically, they prove that the simple flat tori described by U. Brehm [Br] in 1978 can be made flat.

In 2025, Vincent Tugayé [T], discovered a 9-vertex flat polyhedral torus. This beautiful example seems like it might realize the minimum number of vertices needed for a flat polyhedral torus. At any rate, this minimum number is either 7, 8, or 9.

1.2 The Seven Vertex Case

Let us discuss the 7-vertex case. The minimum number of triangles one needs to triangulate a torus is 7, and there is only one such triangulation up to combinatorial isomorphism. This triangulation is shown in Figure 1. The triangulation gives the famous embedding of the complete graph K_7 in a torus. This is often called the *Moebius Torus*. We are drawing part of the universal cover as well as a fundamental domain consisting of 7 hexagons.

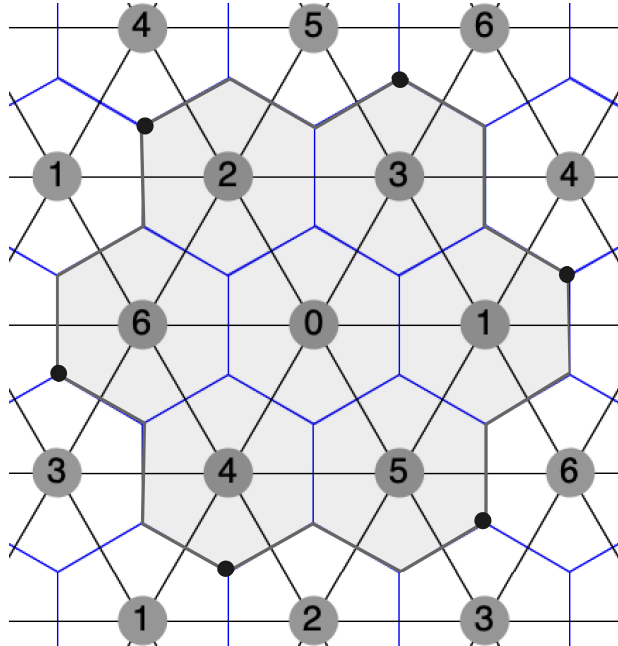


Figure 1: The universal cover of the Moebius torus

In 1949, Császár [Cs] showed that the Moebius torus has a polyhedral embedding. Császár's polyhedral embedding Ω is specified by giving coordinates for the vertices P_0, \dots, P_6 . With our labeling, the coordinates are

$$(0, 0, 15), (3, 3, 0), (-3, -3, 1), (-1, -2, 3), (1, 2, 3), (3, 3, 1), (3, -3, 0).$$

This torus has 2-fold rotational symmetry and its convex hull contains 5 of the 7 vertices. See e.g. [G], [HLZ], and [L] for more detail and a discussion of related topics. The Császár torus is not flat. Could some other embedding of the Moebius torus be flat? The 2019 Ph.D. thesis of P. Quintanar Cortés, [QC] makes significant partial progress on this problem.

The 1991 paper [BE] of J. Bokowski and A. Eggert gives an exhaustive study of the combinatorial types of 7-vertex polyhedral tori, but they do not address the question of flatness. In my opinion, had they done so they most likely would have been able to answer it. Anyway, here is the answer:

Theorem 1.1 (Main) *No flat polyhedral torus has exactly 7 vertices.*

1.3 The Logic of the Proof

A key step in the proof is the following result.

Lemma 1.2 (Weak Hull) *Suppose that Ω is an embedded 7-vertex polyhedral torus, not necessarily flat. Let H be the convex hull of Ω . Suppose Ω has all 7 vertices in ∂H . Then Ω has at least one vertex P such that all 6 triangles of Ω incident to P are in ∂H .*

I will give a light computer-assisted proof of the Weak Hull Lemma. I include my computer code in §3. The reader can run my computer code as a stand-alone program or inside my java-based graphical user interface. One can download the code and the interface together at

www.math.brown.edu/~res/Java/SevenTorus.tar

I will deduce from the Weak Hull Lemma that a flat polyhedral torus must have a vertex P contained in the interior of the convex hull. I will then use Crofton's formula to show that the cone angle at P exceeds 2π . This contradiction finishes the proof of the Main Theorem.

Logically speaking, one can deduce the existence of the interior point P from results in the literature. The Weak Hull Lemma is an immediate consequence of the following more powerful result.

Theorem 1.3 (Hull) *A 7-vertex polyhedral torus cannot have 7 vertices in its convex hull.*

The Hull Theorem (without the name) is one of the main results of [BE]. See the comment after after [BE, Theorem 3.7]. The proof of the Hull Theorem in [BE] goes through the authors' complete classification of combinatorial types using oriented matroids. This is an extensive computer-assisted enumeration.

My proof the Weak Hull Lemma is self-contained, and so this paper gives a self-contained proof of the Main Theorem. After finishing the proof of the Weak Hull Lemma, I will take the extra step and prove the Hull Theorem. Thus, this paper also contains a self-contained, and lighter, proof of the Hull Theorem.

1.4 Acknowledgements

I would like to thank the Samuel Lelievre and Alba Malaga-Sabogal for telling me all about flat tori (over a period of some years) and in particular telling me about the flatness problem and supplying me with some historical context. I would like to thank the IHES, the Hamilton Institute, and the Isaac Newton Institute, where I worked on this paper. I would like to thank chat gpt for help evaluating and formatting my computer code.

2 The Main Theorem

2.1 Crofton's Formula

Crofton's Formula is a classic result from integral geometry. See [S]. It applies to any rectifiable arc on the unit sphere S^2 . We just need this result for finite unions of arcs of great circles, which we call *spherical polygons*.

The space of oriented great circles in S^2 is canonically bijective with S^2 itself, and inherits a canonical probability measure σ . Given a spherical polygon γ and a great circle σ , we let $\#(\sigma \cap \gamma)$ denote the number of intersection points. (We can ignore the finitely many great circles for which this is infinite.) Crofton's formula is as follows.

$$\text{length}(\gamma) = \pi \int_{\mathcal{S}} \#(\sigma \cap \gamma) d\sigma. \quad (1)$$

At least for spherical polygons, this has a swift proof. Both sides of Equation 1 are additive, so it suffices to prove the equation for a spherical polygon that is just an arc of a single great circle. By continuity, it suffices to prove the result for great circle arcs whose length is a rational multiple of 2π . By additivity once again, it suffices to prove Crofton's formula for the great circle itself. But then the formula is obvious.

2.2 Proof of the Main Theorem

Here is a well-known consequence of Crofton's formula.

Lemma 2.1 *Suppose γ is a spherical polygon which is also a topological loop. If γ has length at most 2π then γ lies in some hemisphere of S^2 .*

Proof: Crofton's formula says that some great circle σ intersects γ at most once. But then γ lies in one of the two hemispheres defined by σ . When γ has length exactly 2π we can shorten γ a bit by cutting a small corner off. The shortened curve then lies in a hemisphere. Taking a limit as the cut corner tends to 0 in length, we see that γ itself lies in a hemisphere. ♠

Now suppose that Ω is a flat embedded 7-vertex polyhedral torus. Let H be the convex hull of Ω . Call a vertex of Ω *interior* if it does not lie in ∂H . Given any vertex P of Ω let Ω_P denote the union of 6 triangles of Ω incident to P .

Lemma 2.2 *Ω has an interior vertex.*

Proof: Suppose that Ω does not have an interior vertex. By the Weak Hull Lemma, Ω has a vertex P such that all 6 triangles of Ω incident to P lie in ∂H . Let Ω_P be the union of these 6 triangles.

A *support plane* for H is a plane which intersects the boundary ∂H and is disjoint from the interior of H . Since the cone angle of Ω at P is 2π , and since $\Omega_P \subset \partial H$, we see that H cannot be strictly convex at P . Hence some support plane through P intersects Ω_P in (at least) a line segment through P that contains P in its relative interior. But then the intersection of ∂H with a small sphere centered at P is a spherical polygon consisting of two arcs which connect the same pair of antipodal points.

Since the total length of γ is 2π , and since a great semi-circle is the unique path on S^2 of length at most π connecting two antipodal points, we see that γ must be a union of two great semi-circles. Hence Ω_P is contained in the union of two planes whose intersection contains P .

One of these two planes, Π , contains at least 3 consecutive triangles of Ω_P . But then Π contains at least 5 vertices of Ω . Since the 1-skeleton of the triangulation of Ω is the complete graph K_7 , we see that Π contains an embedded copy of K_5 . This contradicts the fact that K_5 is not planar. ♠

Now we know that our flat embedded 7-vertex torus Ω has an interior vertex P .

Lemma 2.3 *The cone angle θ at P exceeds 2π .*

Proof: We translate so that P is the origin. Let S^2 be the unit sphere. Let θ_P denote the cone angle of Ω at P . Let $\ell(\cdot)$ stand for length.

Let Ω_P be the union of 6 triangles of Ω incident to P , as above. Let $\widehat{\Omega}_P$ denote the union of rays emanating from P whose initial portions are contained in Ω_P . Let $L_P = \widehat{\Omega}_P \cap S^2$. We have $\theta_P = \ell(L_P)$.

Since P is in the interior of the convex hull of Ω and since $\widehat{\Omega}_P$ contains all the vertices of this convex hull, we see that $\widehat{\Omega}_P$ cannot lie in any halfspace bounded by a plane through the origin. This means that L_P cannot lie in any hemisphere of S^2 . By Lemma 2.1, we have $\ell(L_P) > 2\pi$. Hence $\theta_P > 2\pi$. ♠

This completes the proof of the Main Theorem modulo the Weak Hull Lemma.

2.3 Proof of the Weak Hull Lemma

We suppose that Ω is an embedded 7-vertex polyhedral torus having 7 points on its convex hull H . We can perturb so that the points are in general position. This makes H into a triangulated solid polyhedron with 7 vertices, 15 edges, and 10 faces. One property we will use repeatedly and is that Ω is *neighborly*: Every two vertices of Ω are joined by an edge in the triangulation. In particular, every edge of H is an edge of the triangulation of Ω .

We call the 15 edges in ∂H the *external edges*. We call the remaining 6 edges *internal edges*. We say that an *internal edge pattern* is a choice of 6 distinguished edges from the 1-skeleton of the triangulation, normalized (by symmetry) so that the first internal edge is (01). There are $\binom{20}{5} = 15504$ different internal edge patterns.

We say that an *external triangle* of Ω is one that lies in ∂H , and an *internal triangle* is one that does not. Each internal edge is incident to two internal triangles.

Lemma 2.4 *An internal triangle cannot be bounded by 3 external edges.*

Proof: Suppose that such a triangle exists. Call it τ . If all three edges of τ lie in ∂H and $\tau \not\subset \partial H$ then τ separates H into two components, both of which contain vertices of Ω in their interior. Any path in H connecting two such vertices must intersect τ . On the other hand $\Omega - \tau$ is path connected. This is a contradiction. ♠

By Lemma 2.4, the internal edge pattern determines the set of internal triangles and the set of external triangles. It is worth pointing out a triangle of ∂H is not necessarily a triangle of Ω . However, its boundary is one of the 35 three cycles contained in the 1-skeleton of the triangulation of Ω .

Since Ω is neighborly, the degree of a vertex in the triangulation of ∂H is just the number of external edges incident to that vertex, and this is the same as 6 minus the number of internal edges incident to the vertex. In particular, since H is a convex polyhedron and ∂H is triangulated, the degree of each vertex in the triangulation of ∂H is at least 3. In other words, at most 3 internal edges are incident to the same vertex of Ω . We eliminate all internal edge patterns having fewer than 3 internal edges incident to some vertex.

Now we consider the remaining internal edge patterns. For each vertex (q) we have the list $\{(q, v_i) \mid i = 1, \dots, K_q\}$ of K_q external edges incident to

q . We write $K = K_q$ and order these $K = K_q$ vertices cyclically according to the link of (q) in Ω . The link of L_q of (q) in ∂H is some permutation of (w_1, \dots, w_K) of (v_1, \dots, v_K) .

Lemma 2.5 (Cycle Rule) *In order to be a viable candidate for the link of (q) in ∂H , the link (w_1, \dots, w_K) must satisfy two properties.*

1. (w_i, w_{i+1}) must be an external edge for all i . Indices are taken cyclically
2. The cycle (w_1, \dots, w_K) must be a dihedral permutation of (v_1, \dots, v_K) .

Proof: The necessity of Condition 1 is obvious. Condition 2 requires some explanation. Let P be vertex (q) . Consider the picture in ∂H at P . Since the points are in general position, ∂H is a proper convex cone near P . We let Π be a plane parallel to a support plane through (q) that just cuts off a small corner of H near (q) . Consider the intersection $\partial H \cap \Pi$. This is a convex K -gon Δ , and the cyclic order of Δ is given by (w_1, \dots, w_K) .

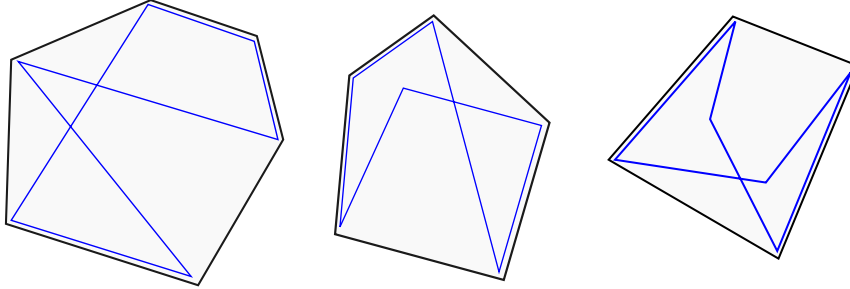


Figure 2: Δ (black) and γ (blue)

At the same time, and using the notation from the proof of Lemma 2.3, let $\gamma = \widehat{\Omega}_P \cap \Pi$. The polygonal loop γ is contained in the region bounded by Δ and visits the vertices of Δ in the order (v_1, \dots, v_K) . Figure 2 shows some examples, with γ slightly moved off Δ to make the drawing more clear. Note that if $K < 6$ then there will be some extra vertices to γ as well; this does not matter in the argument. If the permutation is not dihedral then γ cannot be an embedded loop. But then Ω_P is not embedded, a contradiction.

♠

Using the Cycle Rule (and our computer code) we eliminate all remaining internal edge patterns except 6. These 6 are all the same up to combinatorial isomorphism. Here is one of them.

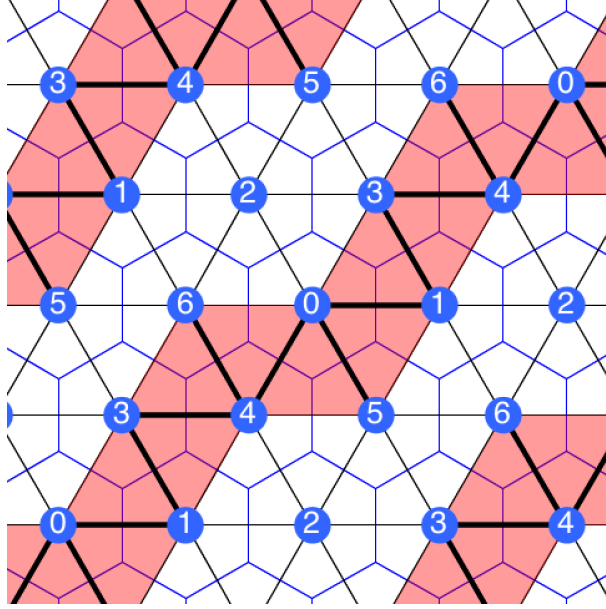


Figure 3: The one remaining pattern

Evidently, all 6 triangles incident to vertex (2) are external triangles. This completes the proof of the Weak Hull Lemma.

2.4 Proof of the Hull Theorem

We build on the argument above and prove the Hull Theorem. We emphasize that this argument is not needed for the proof of the Main Theorem. We include it so as to give a self-contained proof of the result from [BE].

Given the work above, we just have to prove that the internal edge pattern shown in Figure 3 does not correspond to an actual embedded 7-vertex polyhedral torus Ω . Suppose for the sake of contradiction that Ω exists.

We think of Ω as a subset of projective space \mathbf{P}^3 . We can apply a projective transformation so that vertex (2) moves to the point $[0 : 0 : 1 : 0]$ at infinity in \mathbf{P}^3 in projective space. This point is “infinitely far away” along the Z -axis. We also can arrange that the (now) rays $(2j)$ start at (j) and move downward (rather than upwards) along the Z -axis, limiting on (2). We can do all this by a projective transformation that maps $H - \{(2)\}$ into the affine patch, which we identify with \mathbf{R}^3 . Essentially, our normalization is a limit of examples in \mathbf{R}^3 in which (2) moves farther and farther down the Z axis.

Now, $H - \{(2)\}$ is still a convex subset in \mathbf{R}^3 . It is like a hexagonal prism that has been truncated at one end. Here is the crucial observation: since H is convex, the projection of the hexagon (603541) into the XY -plane is a convex hexagon. We can further normalize so that the projections of (15) and (36) into the XY -plane are parallel line segments. We do this by mapping the line $[215] \cap [236]$ to a line at infinity which contains (2). Here $[abc]$ is the plane containing the points (a) and (b) and (c).

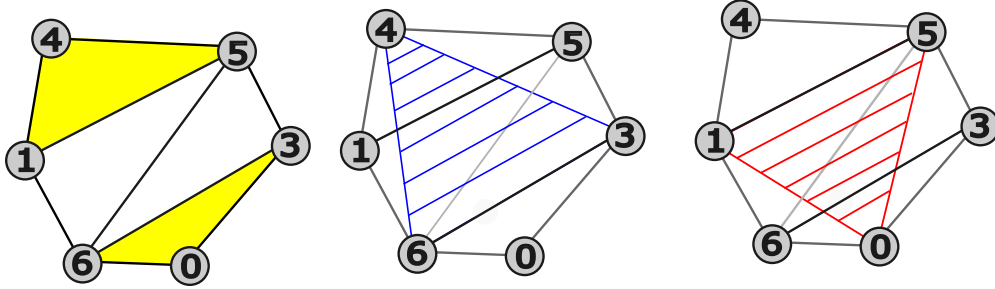


Figure 4: Projection of part of ∂H into the XY -plane

The 3-cycles (036) and (145) are both triangles on ∂H . These are not triangles of Ω . Every other triangle in ∂H does belong to $\partial\Omega$. By convexity, these two 3-cycles are bend downward. What we mean is that the plane containing (036) has the rest of H beneath it. The same goes for the plane containing (145).

The blue triangle in Figure 4 is (346). This is an internal triangle. We can foliate this triangle by parallel line segments as shown in the figure. These segments are parallel in space and they project to parallel segments in \mathbf{R}^2 . The blue triangle in Figure 4 is (015). We make all the same constructions for this internal triangle. We call these foliations *red* and *blue*, as in the figure.

Say that a *special plane* is a plane in \mathbf{R}^3 whose projection to \mathbf{R}^2 is a line parallel to the projections of the red and blue foliations. One special plane contains (15). In this plane, the red foliation is above the blue foliation. Another special plane contains (36). In this plane, the blue foliation is above the red foliation. So, by the intermediate value theorem, there is a special plane for which these two foliations coincide. But then (015) and (346) intersect. This contradicts the fact that Ω is embedded.

This completes the proof of the Hull Theorem.

3 Java Code

The code for the proof of the Hull Theorem is distributed in two files. The first file helps manipulate lists. The second file has the actual tests.

3.1 The ListHelp Class

```
import java.util.Arrays;

public class ListHelp {

    /**prints out an integer list*/
    public static void printout(int[] list) {
        if(list==null) return;
        for(int i=0;i<list.length;++i) System.out.print(list[i]+" ");
        System.out.println("");
    }

    /**checks if two lists match up to permutation*/
    public static boolean match(int[] a,int[] b) {
        if(a.length!=b.length) return false;
        int[] aa=Arrays.copyOf(a,a.length);
        int[] bb=Arrays.copyOf(b,b.length);
        Arrays.sort(aa);
        Arrays.sort(bb);
        for(int i=0;i<a.length;++i) {
            if(aa[i]!=bb[i]) return false;
        }
        return true;
    }

    /**checks if element a is amongst the
    first k elements of list b*/
    public static boolean onList(int a,int[] b,int k) {
        for(int i=0;i<k;++i) {
            if(a==b[i]) return true;
        }
        return false;
    }
}
```

```

/**take an integer list, sorts it, and removes redundancies*/
public static int[] irredundantSortedList(int[] data) {
    Arrays.sort(data);
    int n=data.length;  int[] temp = new int[n];
    int count = 0;
    for (int i = 0; i < n; ++i) {
        if ((i == 0) || (data[i] != data[i - 1])) {
            temp[count] = data[i];
            ++count;
        }
    }
    return Arrays.copyOf(temp, count);
}

/**Gives all the 6 element subsets of {0,...,20} having
    0 as the first element*/

public static int[] subsetGenerator(int index) {
    int[] subset = {0,0,0,0,0,0};
    int x = 1;

    for (int i=1; i<6 ;++i) {
        while(choose(20-x,5-i)<=index) {
            index = index - choose(20 - x, 5 - i);
            ++x;
        }
        subset[i] = x;
        ++x;
    }
    return subset;
}

/**This returns n choose k.*/
public static int choose(int n,int k) {
    int x=1;int y=1;
    for(int i=1;i<=k;++i) {
        x=x*(n-i+1);
        y=y*i;
    }
    return x/y;
}

```

```

/**Gets the kth dihedral permutation of list a*/
public static int[] perDihedral(int[] a,int k) {
int n=a.length;
if(k<n) return cycle(a,k);
return reverse(cycle(a,k));
}

/**reverses list a*/
public static int[] reverse(int[] a) {
int n=a.length;
int[] b=new int[n];
for(int i=0;i<n;++i) b[i]=a[n-i-1];
return b;
}

/**cycles list a by k clicks*/
public static int[] cycle(int[] a,int k) {
int n=a.length;
int[] b=new int[n];
for(int i=0;i<n;++i) b[i]=a[(i+k)%n];
return b;
}

```

3.2 The LinkAnalyzer Class

```
import java.util.Arrays;

public class LinkAnalyzer {

    /**This class performs all the tests for the proof of the
        Hull Theorem in our paper. The file works with ListHelp.java
        to manipulate lists*/

    /**Returns kth edge of the complete graph K7. This is also the
        1-skeleton of the 7-vertex triangulation of the torus*/
    public static int[] edge(int k) {
        int[][] f={{0,1},{0,2},{0,3},{0,4},{0,5},{0,6},
                    {1,2},{1,3},{1,4},{1,5},{1,6},
                    {2,3},{2,4},{2,5},{2,6},
                    {3,4},{3,5},{3,6},
                    {4,5},{4,6},{5,6}};
        return f[k];
    }

    /**Returns kth face in the 7-vertex triangulation of the torus.*/
    public static int[] face(int k) {
        int[][] f={{0,1,3},{0,5,1},{0,3,2},{0,2,6},{0,4,5},{0,6,4},
                    {1,2,4},{1,4,3},{1,6,2},{1,5,6},{2,3,5},{2,5,4},
                    {3,4,6},{3,6,5}};
        return f[k];
    }

    /**This gets the links of each vertex in the torus*/

    public static int[] torusLink(int k) {
        int[][] L={{1,3,2,6,4,5},{0,5,6,2,4,3},{0,3,5,4,1,6},
                    {0,1,4,6,5,2},{0,6,3,1,2,5},{0,4,2,3,6,1},{0,2,1,5,3,4}};
        return L[k];
    }
}
```

```

/**This gets the kth choice of 6 element subset of the edges and
then returns the corresponding edges.*/
public static int[] [] internalEdges(int k) {
    int[] t=ListHelp.subsetGenerator(k);
    int[] [] list=new int[6][2];
    for(int i=0;i<6;++i) {
        list[i]=edge(t[i]);
    }
    return list;
}

/**This gets the triangles incident to the edge
list from the previous routine.*/
public static int[] [] internalFaces(int k) {
    int[] t=ListHelp.subsetGenerator(k);
    int[] list1=new int[12];
    int count=0;
    for(int i=0;i<6;++i) {
        int[] ee=edge(t[i]);
        for(int j=0;j<14;++j) {
            if(incident(ee,face(j))==true) {
                list1[count]=j;
                ++count;
            }
        }
    }
    list1=ListHelp.irredundantSortedList(list1);
    int[] [] list2=new int[list1.length][3];
    for(int i=0;i<list1.length;++i) list2[i]=face(list1[i]);
    return list2;}

/**Returns true if edge e is incident to face f.*/
public static boolean incident(int[] e,int[] f) {
    if(ListHelp.onList(e[0],f,3)==false) return false;
    if(ListHelp.onList(e[1],f,3)==false) return false;
    return true;}

```

```

/**This routine picks a vertex k and returns all the
external edges that are incident to it. We are
careful to maintain the correct cyclic order*/

```

```

    public static int[] convexLink(int[] [] e,int k) {
        int[] L=torusLink(k);
        int[] list=new int[6];
        int count=0;
        for(int i=0;i<6;++i) {
            int[] ee={k,L[i]};
            boolean test=false;
            for(int j=0;j<6;++j) {
                if(ListHelp.match(ee,e[j])==true) {
                    test=true;
                    break;
                }
            }
            if(test==false) {
                list[count]=L[i];
                ++count;
            }
        }
        return Arrays.copyOf(list,count);
    }

```

```

/**Make sure that consecutive elements are not internal edges.*/

```

```

public static boolean onlyAllowedConnections(int[] [] e,int[]
↪ cycle) {
    for(int i=0;i<cycle.length;++i) {
        int ii=(i+1)%cycle.length;
        int[] L={cycle[i],cycle[ii]};
        for(int j=0;j<6;++j) {
            if(ListHelp.match(L,e[j])==true) return false;
        }
    }
    return true;}

```



```

/**This returns the link if it is viable
and otherwise returns null*/

    public static int[] getViableCycle(int k,int i) {
        int[] [] edge=internalEdges(k);
        int count=0;
        int[] link=LinkAnalyzer.convexLink(edge,i);
        if(link.length<3) return null;
        if(onlyAllowedConnections(edge,link)==false) return null;
        return link;}

    /**Tests all the cycles associated to the kth internal
    edge pattern. Returns true if they are all viable. */

    public static boolean mainTest(int[] filter,int k) {
        for(int i=0;i<7;++i) {
            int[] cyc=getViableCycle(k,i);
            if((filter[i]==1)&&(cyc==null)) return false;
        }
        return true;}

    /**This final test. This is what we run.*/
    public void bigTest() {
        int count=0;
        int[] f={1,1,1,1,1,1,1};
        for(int i=0;i<15504;++i) {
            if(mainTest(f,i)==true) ++count;
        }
        System.out.println("count (should be 0) "+count);}

    }

```

4 References

- [ALM] P. Arnoux, S. Lelievre, A Malaga, *Diplotori: a family of polyhedral flat tori*. in preparation (2021)
- [Br], U. Brehm, Oberwolfach report (1978)
- [BE] J. Bokowski and A. Eggert, *All realizations of Moebius' Torus with 7 Vertices*, Topologie Structurale, (1991)
- [BZ1] Y. D. Burago and V. A. Zalgaller, *Polyhedral realizations of developments* (in Russian) Vestnik Leningrad Univ. 15, pp 66–80 (1960)
- [BZ2] Y. D. Burago and V. A. Zalgaller, *Isometric Embeddings of Two Dimensional Manifolds with a polyhedral metric into \mathbf{R}^3* , Algebra i analiz 7(3) pp 76-95 (1995) Translation in St. Petersburg Math Journal (3)3, pp 369–385
- [Cs] Á. Császár, “A polyhedron without diagonals,” *Acta Sci. Math. (Szeged)*, vol. 13, pp. 140–142, 1949.
- [G], M. Gardner, *Mathematical Games: On the remarkable Császár polyhedron and its applications in problem solving*, Scientific American **232**, 5 (1975) pp 102-107.
- [HLZ], S. Hougardy, F H. Lutz, and M. Zelke, *Polyhedral Tori with Minimal Coordinates*, arXiv 0709.2794
- [LT] F. Lazarus, F. Talerie, *A Universal Triangulation for Flat Tori*, CS arXiv 2203.05496 (2024)
- [L] F. H. Lutz, *Császár's Torus*, Electronic Geometry models (2002) 2001.02.069
- [QC], P. Tanessi Quintanar Cortés, *Plongements polyédriques du tore carré plat*, PhD thesis, Université Claude Bernard Lyon 1, 2019. Available at <http://www.theses.fr/2019LYSE1354>.
- [T] V. Tugayé, personal communication (2025)