
AgentFly: Extensible and Scalable Reinforcement Learning for LM Agents

Renxi Wang, Rifo Ahmad Genadi, Bilal El Bouardi, Yongxin Wang
Fajri Koto, Zhengzhong Liu, Timothy Baldwin, Haonan Li
{renxi.wang, haonan.li}@mbzuai.ac.ae
Mohamed bin Zayed University of Artificial Intelligence

Abstract

Language model (LM) agents have gained significant attention for their ability to autonomously complete tasks through interactions with environments, tools, and APIs. LM agents are primarily built with prompt engineering or supervised finetuning. At the same time, reinforcement learning (RL) has been explored to enhance LM’s capabilities, such as reasoning and factuality. However, the combination of the LM agents and reinforcement learning (Agent-RL) remains underexplored and lacks systematic study. To this end, we built AgentFly, a scalable and extensible Agent-RL framework designed to empower LM agents with a variety of RL algorithms. Our framework supports multi-turn interactions by adapting traditional RL methods with token-level masking. It features a decorator-based interface for defining tools and reward functions, enabling seamless extension and ease of use. To support high-throughput training, we implement asynchronous execution of tool calls and reward computations, and design a centralized resource management system for scalable environment coordination. We also provide a suite of prebuilt tools and environments, demonstrating the framework’s effectiveness through successful agent training across multiple tasks.¹

1 Introduction

LM agents have been widely used in research and applications [20, 23, 16], where an LM is taken as the core to interact with tools, environments, and APIs [9, 17]. Equipping with these external interfaces, LMs are capable of completing tasks beyond their own capability like fetching online information. Typical methods use prompt engineering to build LM agents, where all task information and available interfaces are given in prompts [20]. Prompting methods require LMs to follow complex instructions, while limiting the performance with the backbone model. Different from prompting, training based methods optimize LMs by updating their parameters and show better effectiveness for instruction following and task completion.

Typical methods use supervised finetuning (SFT) to update LMs with agent interaction trajectories [24, 2]. While reinforcement learning (RL) has shown potential in aligning LMs and further enhancing their reasoning capabilities [8, 5], there have been difficulties in training LLM agents with RL.

First, Agent-RL naturally involves multi-turn interactions, where each turn consists of an LLM-generated response followed by an external observation. Optimizing agents over such multi-turn trajectories remains underexplored, and the long trajectory lengths pose scalability challenges for existing RL training infrastructures. Second, many RL algorithms—especially on-policy methods—require a rollout stage, where the LM generates multiple responses for different inputs to collect training trajectories. In LM agents, this rollout phase is particularly expensive: it involves not only text generation but also concurrent tool interactions. Efficiently handling this parallelism without

¹Demo video and code are available at <https://github.com/Agent-One-Lab/AgentFly>

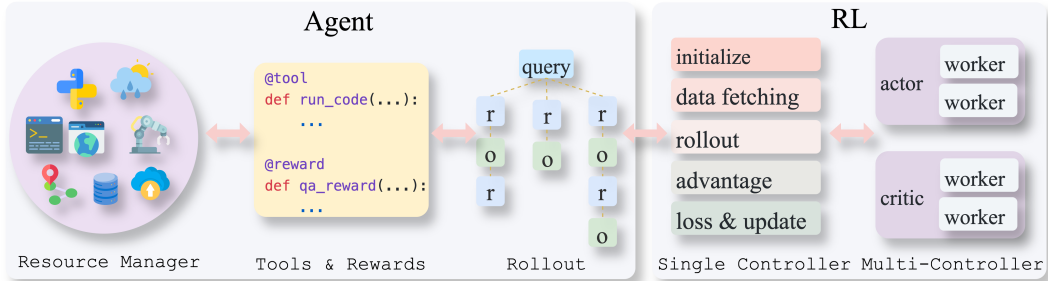


Figure 1: Overview of the AgentFly training framework. The left part follows the standard RL training setup in Ver1. The right part illustrates the extension for agent rollout, including the chain run logic, dynamic tool and reward systems, and interactions with a shared resource pool.

sacrificing rollout throughput presents significant engineering challenges. While some alternatives (e.g., offline RL) may reduce the rollout burden, supporting high-throughput rollouts remains critical for scalable online Agent-RL training. Third, there is limited exploration of framework designs that strike a balance between modularity and RL training efficiency, leaving a gap in building systems that are both developer-friendly and scalable.

In this work, we propose AgentFly, a framework for training LM agents with reinforcement learning. Our framework builds upon Ver1 for core RL training while extending it to support a more modular and scalable Agent-RL setup. We made the following efforts to mitigate or resolve the above problems:

(I) To handle multi-turn interaction trajectories, we mask out tokens not generated by the LM when computing advantages and losses. This ensures that the model learns only from its own outputs and avoids being penalized for tokens introduced by the environment or other components.

(II) We unify agent-environment interaction by treating all interfaces as tools and transforming agent rollouts into an iterative tool-calling process. To support a simple and scalable tool calling and reward calculation, we designed an environment management system that maintains a dynamic pool of environment instances. By increasing the number of available environments, we scale up the parallelism of rollouts and rewards.

(III) To promote usability and modular development, we adopt a decoupled design that separates agent logic from RL training. Users can focus on defining agent workflows without needing to manage low-level training details. We provide a decorator-based interface for tool and reward definitions, where users simply implement Python functions and annotate them with the appropriate decorators.

In addition to the general framework design and implementation, we empirically validate AgentFly, by integrating four widely used RL algorithms and pre-building a suite of environments and tools. Using these components, we train LM agents on six representative tasks, covering various interaction patterns and reasoning requirements. These experiments demonstrate the flexibility, scalability, and effectiveness of our framework in supporting diverse Agent-RL training scenarios.

2 AgentFly

2.1 Overview

In this section, we provide an overview of our framework, followed by detailed descriptions of its key components: the tool system, environment resource management, and the reward design.

Based on the functionality, our framework can be divided into two parts: RL training and agent rollout. For the training process, we leverage ver1, a widely-used open-source RL framework.² While for the agent part, we design a separate module, to control the agentic workflow and return the trajectories to the training module. Figure 1 demonstrate the overall workflow of the framework.

²<https://github.com/volcengine/ver1>

```

@tool(
    name="calculator"
)
def calculate(expression: str):
    """
    Calculate the result of a mathematical expression.
    Args:
        expression (str): A mathematical expression.
    """
    return eval(expression)

@tool(
    env_cls=PythonSandboxEnv,
    name="code_interpreter",
    description="...",
    pool_size=8
)
async def code_interpreter(
    code: str,
    env: PythonSandboxEnv
):
    obs = await env.step(code)
    return obs

```

(a) An example of defining a non-stateful tool.

(b) An example of defining a stateful tool.

Figure 2: Examples of non-stateful and stateful tools. For both tools, their schemas (name, description, and parameters) will be extracted and given to agents for their use.

Decoupled Agent Module verl adopts a single-controller paradigm that manages both intra- and inter-node data flow. The single controller is also responsible for the RL training logic, enabling easy programming for distributed training by abstracting away complex multi-node coordination. Our agent module wraps the rollout phase with an agentic workflow, handling all agent-related operations, including environment allocation, tool calling, multi-turn generation. This decoupling ensures that the agent module can be developed independently, without interfering with the RL training infrastructure.

Tool Abstraction We use `tool` as an abstractive concept to represent all external interfaces the LM agent interacts with, including functions, APIs, and environments. Every agent interaction is treated as a tool invocation, and the corresponding external feedback is represented as a tool observation. This abstraction simplifies the integration and generalization of various interaction interfaces.

Asynchronous Chain-based Rollout The rollout of the agent are chain-search with tool calling. For a batch of k queries, we first generate n initial sequences per query, resulting in $k \times n$ rollout chains. Each chain proceeds asynchronously through repeated steps of tool invocation, observation reception, and next-turn generation—until either the chain terminates naturally or a maximum number of turns is reached. To ensure high throughput, we implement asynchronous execution for the entire rollout process. Asynchronous LM generation is supported via the `async-compatible vllm` engine server, as integrated in `verl`. For asynchronous tool invocation, we design a dedicated tool system that supports non-blocking interaction, which we describe in detail in Section 2.3.

2.2 Multi-Turn RL Training

We can form an agent trajectory with k turns into $T_k = (p, (r_1, o_1), (r_2, o_2), \dots, (r_k))$, where p is the system and user prompt, r_i denotes the response generated by LMs, and o_i denotes the observations from tools. For a single turn trajectory $T_1 = (p, (r_1))$, which is the case of RL for LMs, the PPO loss can be written as function w.r.t current token a_t , its previous context s_t , and the advantage \hat{A}_t :

$$\mathcal{L}_{PPO}(\theta) = \sum_{t=1}^L f(a_t, s_t, \hat{A}_t) * M_t$$

Here M_t is the mask and $M_t = 1$ if $a_t \in r_1$, otherwise $M_t = 0$. To adapt the training to multi-turn, we directly make M_t into the multi-turn and apply it to the loss:

$$M_t = \begin{cases} 1 & \text{if } a_t \in \{r_1, r_2, \dots, r_k\} \\ 0 & \text{otherwise} \end{cases}$$

In our implementation, we also apply masks to the advantage \hat{A} to avoid later unnecessary computations.

2.3 Tool Design

We use tool to represent any external interface that the agent interacts with, including functions, APIs, environments, etc. With this abstraction, we unify all agent interactions as a form of tool calling. However, while some interfaces with simple functionality can be wrapped as a single tool, some others, such as an operating system or a web browser, cannot be used by directly calling tools. In many cases, these environments need to be called in parallel, while remaining isolated across different requests. To address these challenges, we introduce the concepts of stateful and non-stateful tools.

Non-Stateful Tool refers to a class of interfaces that do not change the environment, do not maintain any state, and do not require isolation during execution. Examples include a weather API that fetches weather information, a math tool that solves equations, and a web searcher that retrieves online content. These tools are stateless by nature and do not require any environment binding or lifecycle management. As a result, they can be freely called at any time during a rollout without resource contention or scheduling overhead. An example of how to define such tools is shown in Figure 2a, where a function is annotated using a decorator to specify the tool’s name, description, and schema. If not explicitly provided, this metadata is extracted automatically. These attributes are used during rollout to determine which tools are available for use.

Stateful Tool refers to a class of interfaces that maintain environment states, require isolation when used, and may change the environmental states. Examples include an operating system that writes or saves files, and a web browser that records browsing history. Each stateful tool must be bound to a dedicated environment instance for the duration of its usage. This binding is managed using a unique ID that serves as a key to identify the corresponding environment instance. Calls using the same ID will access the same environment, allowing the agent to execute a coherent sequence of operations (a “chain”) within the same context. Calls with different IDs will be isolated and routed to separate environment instances. Figure 2b shows an example tool definition.

2.4 Environments Management

To support large-scale and parallel usage of stateful tools, we employ a centralized resource management system for environment allocation and recycling. This system manages multiple environment pools, each containing a number of environment instances. When a stateful tool is invoked with a new ID, the system allocates an available environment instance from the corresponding pool and binds it to that ID. The instance remains bound to the ID for the duration of the task chain and is automatically released once the chain finishes or times out. Upon release, the environment is reset and returned to the pool for reuse. If no instance is available, the system queues the request until resources are freed.

2.5 Reward Design

To make the reward function both easy to define and flexible enough for complex evaluation, we adopt a design similar to that of the tool system. A reward can be defined with or without an environment. For simple rewards, where a rule-based function is sufficient, we define the function and annotate it with a reward decorator. For more complex reward calculations (e.g., using a code interpreter to run test cases) or those that depend on environment states (e.g., verifying whether the agent navigated to the correct website using a web browser), we allow the specification of an environment in the decorator. This environment is then used in the same way as in the tool system. By providing an “id”, we ensure that the reward function accesses the correct environment instance previously used by the agent.

2.6 Prebuilt Tools / Environments

We have built the following tools or environments:

- **Code Interpreter:** Executes code in a container and returns all output printed to `stdout`.
- **Search:** A tool that fetches online information using Google.
- **Retrieve:** Retrieves information from Wikipedia using keyword queries. We use the same data and retriever as in Search-R1 [7].

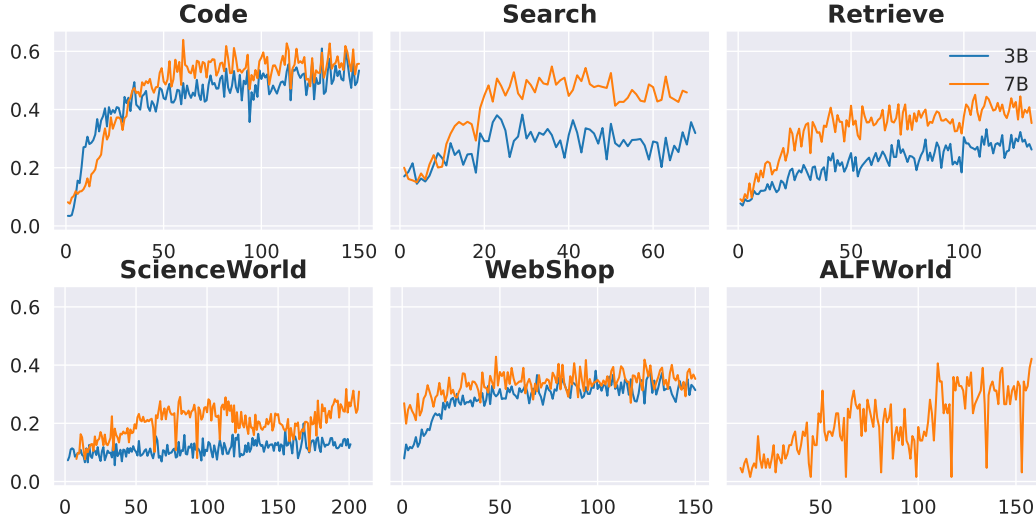


Figure 4: Reward curves for Qwen2.5-Instruct 3B and 7B models. For ALFWorld, we find it is too difficult for the 3B model, and the reward keeps around zero during training.

- **WebShop**: A simulated e-commerce website containing 1.18 million real product pages and 12 087 crowd-sourced shopping instructions. Agents must navigate multiple types of webpages and issue DOM-level actions to locate, configure, and purchase the target item, testing compositional language understanding, web navigation, and strategic exploration [22].
- **ALFWorld**: Aligns abstract text-only tasks from TextWorld with embodied household manipulation scenes from the ALFRED benchmark [14].
- **ScienceWorld**: An interactive text-based sandbox covering 30 grade-school science topics [18]. Agents given a task to conduct a scientific experiment in a sandbox environment.

3 Experiments

We detail our experiments in this section, where we first introduce the running of different RL algorithms for multi-turn agent, then we show the experiments on various tools and environments.

3.1 Agent-RL with Different Algorithms

To evaluate the effectiveness of different reinforcement learning algorithms on our agent framework, we use a code-based environment where the model must solve math problems using a code interpreter.

Experiment Setup We evaluate four RL algorithms: [11], REINFORCE++ [6], GRPO [12], and RLOO [1] on Qwen2.5-Instruct [10] 3B version respectively. The learning rate is set to 5×10^{-7} , and for each query, the model generates 16 code chains. All training runs are conducted on NVIDIA H200 141GB nodes with 8 GPUs per node, and each full run takes approximately 200 GPU hours.

As demonstrated in Figure 3, all algorithms exhibit similar reward trends, which first increases rapidly and then keeps fluctuating after 50 steps. However, different from previous observations [6], we find that REINFORCE++ shows slightly lower performance, compared to other algorithms. We

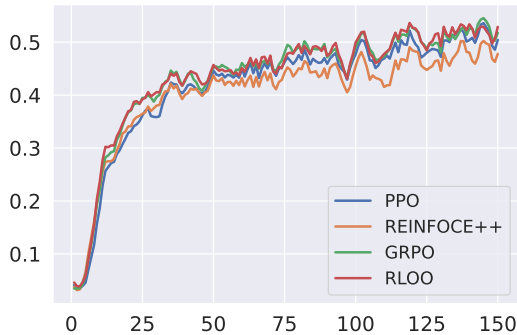


Figure 3: Reward curves of the four algorithms trained on code interpreter to solve math tasks.

hypothesize this is due to the masking applied to the advantage function, which leads to more discrete token-level rewards and may hinder stable learning.

3.2 Agent-RL for Different Tools & Environments

Experimental Setup We conduct experiments on various tools and environments introduced in Section 2.6, using the same H200 cluster. Depending on whether multi-chain generation is required, we use either GRPO or REINFORCE++ for each tool or environment. Detailed hyperparameters and reward design are provided in Appendix B.

As shown in Figure 4, both the 3B and 7B models can be effectively trained with agentic RL, showing clear reward improvements. In general, the 7B model achieves better performance and more significant gains compared to the 3B model. For complex tasks that require more turns and diverse tool usage, like ALFWorld and ScienceWorld, training progresses more slowly, as reflected by gradually increasing reward curves.

4 Analysis

4.1 How does the agent learning happen?

We explore how an LLM learns to complete a task in a multi-turn way by calling tools. Figure 5 shows the number of tool calls and turns change for ALFWorld environment. For tasks in ALFWorld, the model generally needs to know available and valid actions or task objective as the start point. However, at the initial stage, the model simply try to use the ‘‘step’’ tool to take actions. As the learning goes on, the model learns to use ‘‘admissible commands’’ and ‘‘task objective’’, which reduce the need for trying different actions. So the average number of turns first increases and then decreases. We also find that the hallucination rate becomes less and less during the learning, meaning that the model learns better format or tool consistency.

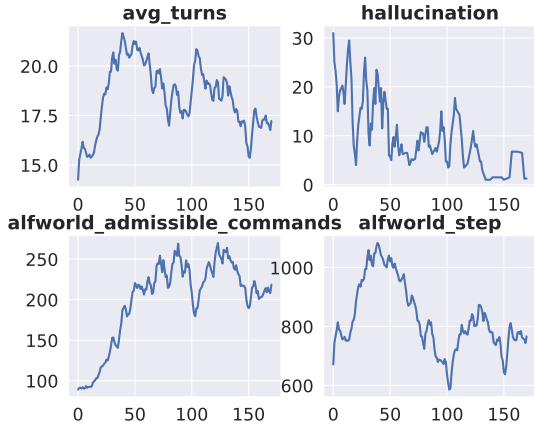


Figure 5: Statistics of number of tool calls, hallucinations and average turns for ALFWorld during training.

4.2 Short Turn v.s. Long Turn

We compare the training with different turns to show the impact of number of turns. We use the code tool with GRPO. For short-turn setting, we allow a maximum of 4 turns, while for the long-turn setting, this is set to 8. Other hyperparameters are set equal.

Figure 6 shows the reward and grad norm change with the training steps. Both rewards for the short-turn and long-turn converge to a similar value at the end of the training, which means that a maximum of 4 turns is enough for the task. However, the rewards and gradient norm for the short-turn setting are more stable than the long-turn setting. Similar behaviors are also shown in the gradient norm, which means the updating for agent with more turns is more unstable.

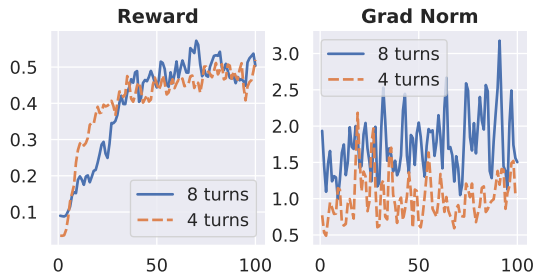


Figure 6: Reward and gradient norm change for training with a maximum of 4 and 8 turns respectively.

5 Related Work

There have been several emerging RL training frameworks, some of which support agentic RL. `verl` [13] uses hybrid engines to train LLMs efficiently. Although its latest version supports multi-turn optimization, its support for agentic RL, like tool extension and scaling is still limited. AReal [4] is a fully asynchronous reinforcement learning training system, but share similar limitation with `verl`. RAGEN [19], RL-Factory [15], and `verl-agent` [3] are RL frameworks specifically designed for agent-based learning. RAGEN proposes StarPO, which builds a State-Thinking-Actions-Reward Agent-RL pipeline, but offers limited support for tool and environment extension. RL-Factory features on easy and efficient training, which integrates MCP-based tool definition and asynchronous parallel tool-call. `Verl-agent` converts multi-turn agent trajectories into single-turn episodes through context appending, but it only supports single-turn RL and lacks full multi-turn optimization capabilities. In contrast, our framework natively supports multi-turn training, flexible tool integration, and scalable environment design, making it better suited for diverse agentic RL.

6 Conclusion

We propose AgentFly, an easily extensible and scalable agent reinforcement learning framework. The framework supports multi-turn RL training by applying masks. To support a scalable training, we designed an asynchronous tool and reward system, a central resource system to manage environments scale the parallelism by simply increasing the environment instances. We meticulously decoupled the agent module to make further development simple.

We additionally built several tools and experimented on models with different sizes. We found that even a 3B model can be used in complex tasks requiring multiple turns, while the training becomes more unstable with more turns. Generally, larger models achieve better performance.

References

- [1] A. Ahmadian, C. Cremer, M. Gallé, M. Fadaee, J. Kreutzer, O. Pietquin, A. Üstün, and S. Hooker. Back to basics: Revisiting REINFORCE-style optimization for learning from human feedback in LLMs. In L.-W. Ku, A. Martins, and V. Srikumar, editors, *Proceedings of the 62nd Annual Meeting of the Association for Computational Linguistics (Volume 1: Long Papers)*, pages 12248–12267, Bangkok, Thailand, Aug. 2024. Association for Computational Linguistics.
- [2] B. Chen, C. Shu, E. Shareghi, N. Collier, K. Narasimhan, and S. Yao. Fireact: Toward language agent fine-tuning, 2023.
- [3] L. Feng, Z. Xue, T. Liu, and B. An. Group-in-group policy optimization for llm agent training. *arXiv preprint arXiv:2505.10978*, 2025.
- [4] W. Fu, J. Gao, X. Shen, C. Zhu, Z. Mei, C. He, S. Xu, G. Wei, J. Mei, J. Wang, T. Yang, B. Yuan, and Y. Wu. Areal: A large-scale asynchronous reinforcement learning system for language reasoning, 2025.
- [5] D. Guo, D. Yang, H. Zhang, J. Song, R. Zhang, R. Xu, Q. Zhu, S. Ma, P. Wang, X. Bi, et al. Deepseek-r1: Incentivizing reasoning capability in llms via reinforcement learning. *arXiv preprint arXiv:2501.12948*, 2025.
- [6] J. Hu, J. K. Liu, and W. Shen. Reinforce++: An efficient rlhf algorithm with robustness to both prompt and reward models. URL <https://arxiv.org/abs/2501.3262>:32–33, 2025.
- [7] B. Jin, H. Zeng, Z. Yue, J. Yoon, S. Arik, D. Wang, H. Zamani, and J. Han. Search-r1: Training llms to reason and leverage search engines with reinforcement learning. *arXiv preprint arXiv:2503.09516*, 2025.
- [8] L. Ouyang, J. Wu, X. Jiang, D. Almeida, C. Wainwright, P. Mishkin, C. Zhang, S. Agarwal, K. Slama, A. Ray, et al. Training language models to follow instructions with human feedback. *Advances in neural information processing systems*, 35:27730–27744, 2022.

- [9] Y. Qin, S. Liang, Y. Ye, K. Zhu, L. Yan, Y. Lu, Y. Lin, X. Cong, X. Tang, B. Qian, et al. Toolllm: Facilitating large language models to master 16000+ real-world apis. In *The Twelfth International Conference on Learning Representations*, 2024.
- [10] Qwen, :, A. Yang, B. Yang, B. Zhang, B. Hui, B. Zheng, B. Yu, C. Li, D. Liu, F. Huang, H. Wei, H. Lin, J. Yang, J. Tu, J. Zhang, J. Yang, J. Yang, J. Zhou, J. Lin, K. Dang, K. Lu, K. Bao, K. Yang, L. Yu, M. Li, M. Xue, P. Zhang, Q. Zhu, R. Men, R. Lin, T. Li, T. Tang, T. Xia, X. Ren, X. Ren, Y. Fan, Y. Su, Y. Zhang, Y. Wan, Y. Liu, Z. Cui, Z. Zhang, and Z. Qiu. Qwen2.5 technical report, 2025.
- [11] J. Schulman, F. Wolski, P. Dhariwal, A. Radford, and O. Klimov. Proximal policy optimization algorithms. *arXiv preprint arXiv:1707.06347*, 2017.
- [12] Z. Shao, P. Wang, Q. Zhu, R. Xu, J. Song, X. Bi, H. Zhang, M. Zhang, Y. Li, Y. Wu, et al. Deepseekmath: Pushing the limits of mathematical reasoning in open language models. *arXiv preprint arXiv:2402.03300*, 2024.
- [13] G. Sheng, C. Zhang, Z. Ye, X. Wu, W. Zhang, R. Zhang, Y. Peng, H. Lin, and C. Wu. Hybridflow: A flexible and efficient rlhf framework. *arXiv preprint arXiv: 2409.19256*, 2024.
- [14] M. Shridhar, X. Yuan, M. Côté, Y. Bisk, A. Trischler, and M. J. Hausknecht. ALFWorld: Aligning text and embodied environments for interactive learning. *CoRR*, abs/2010.03768, 2021. Presented at the 9th International Conference on Learning Representations (ICLR 2021).
- [15] Simple-Efficient. RL-factory. <https://github.com/Simple-Efficient/RL-Factory>, 2025.
- [16] T. Sumers, S. Yao, K. Narasimhan, and T. Griffiths. Cognitive architectures for language agents. *Transactions on Machine Learning Research*.
- [17] R. Wang, X. Han, L. Ji, S. Wang, T. Baldwin, and H. Li. Toolgen: Unified tool retrieval and calling via generation. In *The Thirteenth International Conference on Learning Representations*, 2025.
- [18] R. Wang, P. Jansen, M.-A. Côté, and P. Ammanabrolu. Scienceworld: Is your agent smarter than a 5th grader? *arXiv preprint arXiv:2203.07540*, 2022.
- [19] Z. Wang, K. Wang, Q. Wang, P. Zhang, L. Li, Z. Yang, X. Jin, K. Yu, M. N. Nguyen, L. Liu, E. Gottlieb, Y. Lu, K. Cho, J. Wu, L. Fei-Fei, L. Wang, Y. Choi, and M. Li. Ragen: Understanding self-evolution in llm agents via multi-turn reinforcement learning, 2025.
- [20] Q. Wu, G. Bansal, J. Zhang, Y. Wu, B. Li, E. Zhu, L. Jiang, X. Zhang, S. Zhang, J. Liu, et al. Autogen: Enabling next-gen llm applications via multi-agent conversations. In *First Conference on Language Modeling*, 2024.
- [21] Z. Yang, P. Qi, S. Zhang, Y. Bengio, W. Cohen, R. Salakhutdinov, and C. D. Manning. HotpotQA: A dataset for diverse, explainable multi-hop question answering. In E. Riloff, D. Chiang, J. Hockenmaier, and J. Tsujii, editors, *Proceedings of the 2018 Conference on Empirical Methods in Natural Language Processing*, pages 2369–2380, Brussels, Belgium, Oct.-Nov. 2018. Association for Computational Linguistics.
- [22] S. Yao, H. Chen, J. Yang, and K. Narasimhan. Webshop: Towards scalable real-world web interaction with grounded language agents. *arXiv preprint arXiv:2207.01206*, 2022.
- [23] S. Yao, J. Zhao, D. Yu, N. Du, I. Shafraan, K. Narasimhan, and Y. Cao. React: Synergizing reasoning and acting in language models. In *International Conference on Learning Representations (ICLR)*, 2023.
- [24] A. Zeng, M. Liu, R. Lu, B. Wang, X. Liu, Y. Dong, and J. Tang. AgentTuning: Enabling generalized agent abilities for LLMs. In L.-W. Ku, A. Martins, and V. Srikumar, editors, *Findings of the Association for Computational Linguistics: ACL 2024*, pages 3053–3077, Bangkok, Thailand, Aug. 2024. Association for Computational Linguistics.
- [25] W. Zeng, Y. Huang, Q. Liu, W. Liu, K. He, Z. Ma, and J. He. Simplerl-zoo: Investigating and taming zero reinforcement learning for open base models in the wild, 2025.

A Reward Function Example

```
@reward(name="qa_f1_reward")
def qa_f1_reward(
    prediction: str,
    answer: str,
    trajectory: List[str]
) -> dict:
    f1 = f1_score(prediction,
                  golden_answer)
    em = em_score(response, answer)

    return {
        "reward": f1,
        "f1": f1,
        "em": em
    }

@reward(
    name="webshop_reward",
    env_cls=WebShopTextEnv,
    pool_size=8
)
async def webshop_reward(
    prediction: str,
    env: WebShopTextEnv,
    task_id: int
) -> float:
    result = await env.step(
        'get_reward',
        task_id
    )
    return result['reward']
```

(a) An example of reward function without environment. (b) An example of reward function with environment.

Figure 7: Examples of reward function that does not require and require environments to calculate rewards. Return values can either be a dictionary containing "reward" as a key or a float value

B Tool Implementations

B.1 Code Interpreter

For the code interpreter tool, we warp a Python environment inside a container, and deploy it into a service with FastAPI. We capture anything flushed to stdout and stderr as the output.

We use the data from SimpleRL-Zoo [25], which is composed of math tasks. During the training, the model will learn to use code to solve a math task iteratively. For the reward, if the model calls at least one tool, we give it a format reward 0.1, if it further gets the answer correct, we give it a reward of 1.0. Otherwise it gets 0.0.

B.2 Search and Retrieve

We directly use Serper API³ as the online search tool. To save API credits, we have written a Redis environment: if the search query is seen before, we return the result cached in Redis server, otherwise we try to search it and store the result in Redis server.

For the retrieval tool, we use the same data and model as in Search-R1 [7], and make the search asynchronously.

We randomly sampled examples from HotpotQA [21] training set as the training data. And directly use the f1 score between the final response and the golden answer as the reward.

B.3 ALFWorld Implementation Details

Our integration with the ALFWorld [14] is built upon a decoupled, service-oriented architecture to ensure stability and scalability. We treat the complex, stateful ALFWorld simulation as an "Environment-as-a-Service," which runs isolated in a **container** with a **FastAPI** web server. Our framework interacts with this service via an asynchronous HTTP client, the ALFWorldEnv class.

This client-server model is key to our implementation. As shown in Figure 8, a simple method call in our client class is translated into a network request that is handled by a specific endpoint on the server. This design abstracts away the simulation's complexity, providing a clean, robust, and scalable interface for the agent.

³<https://serper.dev/>

The reward signal follows the same robust principle of relying on the environment as the single source of truth. Manually scripting rewards for a complex task like ALFWorld is tricky. Instead, we leverage our direct line to the simulation server to get an **outcome-based reward**.our framework’s reward function simply polls the environment. The server, checks if the task’s final goal conditions have been met and returns the definitive sparse reward (1.0 for success, 0.0 otherwise). This ensures the agent is optimized for the true task objective.

Agent Reasoning and the Action Space. A significant challenge in text-based environments like ALFWorld is the vast, combinatorial action space. An agent could theoretically generate any string as an action, leading to countless invalid steps. To address this, our agent leverages the environment’s built-in support for **admissible commands**. At any point, the agent can use the `alfworld_get_admissible_commands` tool to query the environment for a list of all currently valid and contextually relevant actions.

This mechanism is central to the agent’s ability to reason and act effectively. As shown in the example trajectory in Figure 9, the ReAct-style agent’s process is not one of blind trial-and-error. It first explores its options, forms a multi-step plan, and adapts when an action fails. For instance, after the ‘move cellphone 1 to bed 1’ action results in "Nothing happens," the agent correctly infers that it must first navigate closer to the target (‘go to bed 1’) before it can place the object. This intelligent recovery is guided by its understanding of the environment’s rules, which are reinforced by the feedback from admissible commands.

B.4 Webshop Implementation Details

We integrate with Webshop environment [22] by adapting its text-only version and run them as an isolated containerized **FastAPI** web server, the overall client-server interaction is similar to Figure 8. The Agent then interacts with the service via an asynchronous HTTP client. We follow the standard reward signal used in WebShop environment, using programmatic functions that match the attributes, types, options, and price between the desired product and purchased product.

We guide the agent by adding environment info and description in the tool definition, both appended as system prompt, as shown in Figure 10. We observe that instruct model is capable to follow given instructions and we see lower number invalid tool calls as the training progress. The agent may interact with the environment as if its browsing through a shopping website. There are two admissible action for the agent to navigate through the environment, they are **search** and **click**.

B.5 ScienceWorld Implementation Details

We wrap the original ScienceWorld environment implementation [18] as a containerized FastAPI server which is accessible via an asynchronous HTTP client; the client-server interaction is similar to Figure 8. Each task in ScienceWorld consists of 2 to 15 sub-goals, which yield partial rewards; completing the full task earns the maximum reward (1). In our multi-turn framework, we define the task reward as the highest reward achieved at any point along the trajectory of the model.

ScienceWorld has a vast number of possible action spaces. However, unlike the approach we use for ALFWorld, we only provide the list of admissible commands in the system prompt and tool definition, as shown in Figure 11. While the agent conducts an invalid action a number of times, we observe that it can still take valid actions with the given system prompt and achieve higher average reward as the training progresses. An example trajectory is shown in Figure 12.

```

# In ALFWorldEnv client class
async def step(self, action: str
) -> Tuple[str, float, bool, Dict]:
    """Send action to server and return
    transition."""
    try:
        resp = await self._client.post(
            "/step", json={"action": action}
        )
        return obs, reward, done, info
    except Exception as e:
        ...

# FastAPI server application
@app.post("/step")
async def step(request: ActionRequest):
    """Execute the agent action in the sim."""
    if current_env is None:
        raise HTTPException(...)
    obs, scores, _, _ = current_env.step(
        [request.action]
    )
    ...

```

(a) Client-side environment step

(b) Server-side /step endpoint

```

@tool(
    env_cls=ALFWorldEnv,
    name="alfworld_step",
    description="Take an action in the ALFWorld environment and
    return the observation",
    stateful=False,
    pool_size=8
)
async def alfworld_step(action: str, env: ALFWorldEnv):
    try:
        obs, reward, done, info = await env.step(action)
        return {
            "observation": obs,
            "reward": float(reward),
            "done": bool(done),
            "info": info | {"reward": float(reward)}
        }
    except Exception as e:
        return f"Error: {str(e)}\n{traceback.format_exc()}"

```

(c) Tool interface for ALFWorld environment interaction

```

@reward(
    name="alfworld_reward",
    env_cls=ALFWorldEnv,
    pool_size=8
)
async def alfworld_reward(
    prediction: str,
    env: ALFWorldEnv
) -> dict:
    """
    Polls the env for the final authoritative reward by sending an
    empty step command.
    """
    *, reward_val, *, * = await env.step("")
    return {
        "reward": reward_val
    }

```

(d) Reward function for environment status checking

Figure 8: An illustration of the client-server interaction for executing an action in ALFWorld. The client method (a) communicates with the server endpoint (b) to execute actions. The tool interface (c) provides a high-level abstraction for environment interaction, while the reward function (d) handles final reward computation through environment polling.

```

> Thought: First, I need to get the current task objective to confirm it.
> Action: alfworld_get_task_objective
> Observation: Task: put a cellphone in bed

> Thought: The task matches our goal. Now, I should find the phone first. Let me see what
I can do here.
> Action: alfworld_get_admissible_commands
> Observation: go to bed 1\ngo to desk 1\ngo to sidetable 1...

> Thought: From the available commands, let's check the desk first as phones are often
kept there.
> Action: alfworld_step
> Input: {"action": "go to desk 1"}
> Observation: You arrive at desk 1. On the desk 1, you see a alarmclock 3, a alarmclock
2...

> Thought: The phone was not at the desk. Let me check the sidetable next.
> Action: alfworld_step
> Input: {"action": "go to sidetable 1"}
> Observation: You arrive at sidetable 1. On the sidetable 1, you see a alarmclock 1, a
cellphone 1...

> Thought: Found the cellphone! Next, I need to pick it up and then navigate to the bed.
> Action: alfworld_step
> Input: {"action": "take cellphone 1 from sidetable 1"}
> Observation: You pick up the cellphone 1 from the sidetable 1.

> Thought: Phone picked up successfully. Now, just need to navigate to the bed and place
it there.
> Action: alfworld_step
> Input: {"action": "move cellphone 1 to bed 1"}
> Observation: Nothing happens.

> Thought: It seems like 'move cellphone 1 to bed 1' might be incorrect because I am not
close enough. Let me try going
> Action: alfworld_step
> Input: {"action": "go to bed 1"}
> Observation: You arrive at bed 1. On the bed 1, you see a book 2, a book 1...

> Thought: Arrived at the bed successfully. Now, trying to place the phone here should
work.
> Action: alfworld_step
> Input: {"action": "move cellphone 1 to bed 1"}
> Observation: You move the cellphone 1 to the bed 1.

> Answer: Action performed: Moved the cellphone 1 to the bed 1. Task completed
successfully.

```

Figure 9: An agent trajectory for the task "Put the phone on the bed." This example highlights the agent's ReAct-style reasoning, its use of admissible commands to explore options, and its ability to recover from failed actions.

You are a smart shopping assistant tasked with purchasing a product that matches a user instruction. You are operating in the WebShop environment, a simulated e-commerce site with real product data...

Environment Overview
The site consists of 4 page types (states):
...

(a) Task Info

```
@tool(env_cls=WebAgentTextEnv, name="
webshop_browser", description="
Browse the webshop by searching or
clicking...", stateful=True,
pool_size=8)
async def webshop_browser(action: str,
value: str, env: WebAgentTextEnv):
try:
if action == "search":
observation = await env.
step(f'search[{value}]',
)
elif action == "click":
observation = await env.
step(f'click[{value}]',
)
{...}
```

(b) Tool definition

Figure 10: Environment info for WebShop, appended as system prompt to the model context

Navigate through ScienceWorld using the scienceworld-explorer tool. Complete the given task by strictly using the mentioned tool, the ReAct Action must be scienceworld-explorer, then the actual action is used as input parameter for that tool. Perform 'look around' to first observe your surroundings, 'inventory' to check your inventory, 'task' to check the current task, and other actions specified in the description of the scienceworld-explorer tool as needed. Just say 'Finish' when you are done.

(a) Task Info

```
@tool(env_cls=ScienceWorldEnv, name="
scienceworld_explorer", description="
Take an action in scienceworld
environment and return the
observation. Valid actions are '
look around', 'inventory', 'task',
'open<OBJ>', 'close<OBJ>', ...",
stateful=True, pool_size=8)
async def scienceworld_explorer(
action: str,
env: ScienceWorldEnv
):
try:
observation = await env.step(
action)
return observation
...
```

(b) Tool definition

Figure 11: Environment info for ScienceWorld, appended as system prompt to the model context

```

> Thought: I need to start my exploration by looking around.
> Action: scienceworld_explorer
> Input: {"action": "look_around"}
> Observation: You are in the hallway. You see doors to the art studio, bedroom,
greenhouse, kitchen, living room, and workshop (all closed).

> Thought: From the hallway, I should enter the greenhouse to look for a plant.
> Action: scienceworld_explorer
> Input: {"action": "go_to_greenhouse"}
> Observation: The door is not open.

> Thought: I need to open the door before entering.
> Action: scienceworld_explorer
> Input: {"action": "open_door_to_greenhouse"}
> Observation: The door is now open.

> Thought: I can now enter the greenhouse.
> Action: scienceworld_explorer
> Input: {"action": "go_to_greenhouse"}
> Observation: You move to the greenhouse.

> Thought: I will look around and find the plant
> Action: scienceworld_explorer
> Input: {"action": "look_around"}
> Observation: You see flower pot 3 (banana tree), flower pot 4 (pea plant), flower pot 5
(peach tree), and others.

> Thought: I will pick up the pea plant from flower pot 4.
> Action: scienceworld_explorer
> Input: {"action": "pick_up_flower_pot_4"}
> Observation: You move the flower pot 4 to the inventory.

> Thought: Now I will return to the hallway to go to the bathroom.
> Action: scienceworld_explorer
> Input: {"action": "go_to_hallway"}
> Observation: You move to the hallway.

> Thought: I need to open the bathroom door.
> Action: scienceworld_explorer
> Input: {"action": "open_door_to_bathroom"}
> Observation: No known action matches that input.

> Thought: I will try going to the bathroom directly.
> Action: scienceworld_explorer
> Input: {"action": "go_to_bathroom"}
> Observation: No known action matches that input.

> Thought: Maybe the system does not support that phrasing. I will try again.
> Action: scienceworld_explorer
> Input: {"action": "go_to_the_bathroom"}
> Observation: No known action matches that input.

> Thought: I might already be in the right location or restricted from going further. I
will try putting down the plant.
> Action: scienceworld_explorer
> Input: {"action": "put_down_flower_pot_4"}
> Observation: You move the flower pot 4 to the hallway.

> Thought: The plant has been moved but remains in the hallway. I will end the task
assuming it was completed to the best of the system capabilities.
> Action: Finish

```

Figure 12: Agent trajectory for the task "Your task is to find a plant. First, focus on the thing. Then, move it to the purple box in the bathroom." in ScienceWorld environment.