

Conceptual and Design Principles for a Self-Referential Algorithm Mimicking Neuronal Assembly Functions

Paolo Totaro

Federal University of Alagoas - Brazil
paolototaro1@gmail.com

Alberto Mangiante

FBC - Utility Management - Italy
mangiante.alberto@gmail.com

Short Abstract

This article proposes a method to formalise models of cognitive processes grounded in experience, considering experience from the perspective of a living system and not from that of an observer of the living system. The perspective of a living system is defined by the need of the system to preserve the vital equilibria. The method is based on an algorithmic schema that we call Environment Generative Operator (EGO) and uses a self-referential language developed for this purpose which we call E-language. EGO simulates cognitive processes as operations on neuron assemblies as understood by Hebb. In this article we present an EGO prototype (EGO-P) which has already been implemented and tested.

Long Abstract

This article proposes a method to formalise models of cognitive processes grounded in experience, considering experience from the perspective of a living system and not from that of an observer of the living system. The perspective of a living system is defined by the need of the system to preserve the vital equilibria. The method is based on an algorithmic schema that we call Environment Generative Operator (EGO) and uses an object language developed for this purpose, that we call E-language. E-language consists of strings that can be interpreted as neuron assemblies as understood by Hebb. It embeds various mathematical properties, the most significant being self-reference. Given any two strings belonging to the language, it is always possible to build a third string 'evaluating' whether a relation between the first two exists. Hence the third string represents an assembly of neurons capable of evaluating whether or not a certain relationship exists between two other assemblies. The E-language self-reference is demonstrated in a Supplementary Material. The aim of the EGO algorithm is to preserve vital equilibria facing environmental perturbations affecting the structure of the system. Among the many possible developments of the EGO, in this article we present one called EGO-P, which has already been implemented and tested. It represents a specific theory that has the same goals as Perceptual Symbol Systems (PSS) in showing how to overcome the problems that, in our opinion, PSS have left unresolved.

Keywords: cognitive processes; artificial cognitive system; self-reference; perceptual symbol systems; neuron assemblies; two-valued logic.

1. Introduction

This article proposes a method to formalise models of cognitive processes “grounded” in experience. However, the epistemological approach differs from that of so-called “grounded cognition”. We can summarise this difference as follows: while grounded cognition analyses the experience of a living system from the point of view of an observer, we adopt the point of view of the system itself, defined by the need to preserve the biological properties essential for its survival. Therefore, our proposal implies the idea that the system is self-referential, since it operates with the aim of being able to continue operating. The method is based on an algorithmic schema that we called Environment Generative Operator (EGO) and uses an object language developed for this purpose, that we called E-language. EGO simulates cognitive processes by manipulating E-language strings. Among all the feasible ones, an EGO model called “EGO-P” (Supplementary Material 2) was implemented and tested, achieving the expected objectives. Repositories 2 and 3, as all the others mentioned in the article, can be accessed via the corresponding link in the bibliography.

E-language has various mathematical properties. Those useful for this work have been demonstrated and are available in Supplementary Material 1. As usual, in formal languages (e.g. Mendelson, 2015, p. 27), E-language strings that meet a certain syntax are called well-formed formulas (WFFs). The WFFs of E-language have the property of being at the same time finite sets and statements of a two-valued logic. This dual approach allows them to be self-referential. In Supplementary Material 1, it is demonstrated that given any two WFFs, it is always possible to construct a third WFF which is either a tautology if the first two WFFs represent equal sets, or a contradiction if they represent unequal sets. All set relations and operations on WFFs can be expressed from other WFFs via the equality relation. WFFs are interpreted as assemblies as understood by Donald Olding Hebb (1949). This interpretation is possible due to the fact that (1) the assemblies can be considered neuronal signals collected into sets (and WFFs represent sets) and that (2) the neurons in the assemblies can be considered a firing or non-firing unit. That is, they can assume only two values, as for logical statements (and WFFs represent logical statements in addition to representing sets). Thus, the self-referentiality property of the WFFs can be transferred to assemblies of neuronal signals, enabling them to formally represent neuronal signals ‘saying’ things on other neuronal signals.

The EGO algorithm aims to show that E-language can formalise a grounded cognition theory once a theoretical premise is accepted. EGO assumes the central principle of Perceptual Symbolic Systems (PSS) by Lawrence Barsalou (1999) that symbol formation is inherently perceptual but differs from PSS as it shares a principle present in the works of Humberto Maturana (Maturana and Varela, 1980; 1987) and Antonio Damasio (1994, 1999): cognition arises through the continuous attempt of a living system to preserve its vital equilibria when facing environmental pressures. This constant link with the vital relations of the organism is absent in PSS, although Barsalou often refers to Damasio's ideas. More precisely, according to Maturana and Damasio, cognition arises from neurobiological processes that aim to maintain invariant vital relationships between components of such processes in the face of material changes induced by the environment (Totaro, 2021, Totaro &

Ninno, 2020). In Maturana's theory, the relationships that the system must keep invariant constitute its "organisation", while the material status of processes represents its "structure" (Maturana & Varela, 1980, p. xix–xx, 26-27, 88-95). The structure is continuously subject to changes that are triggered by the external and internal environment and that can threaten the organisation. In response, the system changes the structure to restore the organisation. In a similar way, Damasio (1994, p. 135, 1999, pp. 133–145) identifies an invariant part in the organism represented by relationships that preserve its homeostatic equilibrium. Environmental stimuli create changes in the body that trigger reactions of the nervous system associated with responses in the visceral and musculoskeletal systems, with the aim of preserving the “internal milieu”.

In the following sections, we will present the EGO and E-language in detail, often using Barsalou's theory as a counterpoint. The second section consists of a brief presentation of the philosophy of EGO, emphasising that it also allows the grounding of psychological faculties which in Barsalou's theory seem assigned a priori. The third section presents E-language and its property of representing both sets and logical statements, as well as showing how its WFFs can be interpreted as assemblies of neuronal signals. The fourth is dedicated to the self-reference of E-language and the possibility of transferring this property to assemblies of neuronal signals. The fifth presents the fundamental principles of EGO and its ability to develop processes that can be interpreted as cognitive processes such as the emergence of perceptual symbols, "objects", memories and imagination.

2. EGO and PSS

PSS theory claims that cognition is based on perceptual symbols (Barsalou, 1999). Such symbols should not be conceived as mental images, but as recordings of neural states. These premises are also shared by EGO. But Barsalou's theory ultimately contradicts his underlying premise that cognition is grounded. Barsalou argues that selective attention isolates a "coherent" subset from the complex of neurons that are active during a perception. This subset - which selective attention itself induces to record in long-term memory - would constitute the "schema" on which the symbol is based:

Perceptual symbols are *not* like physical pictures; nor are they mental images or any other form of conscious subjective experience. As natural and traditional as it is to think of perceptual symbols in these ways, this is not the form they take here. Instead, they are records of the neural states that underlie perception [...] A perceptual symbol is *not* the record of the entire brain state that underlies a perception. Instead, it is only a very small subset that represents a coherent aspect of the state [...] Rather than containing an entire holistic representation of a perceptual brain state, a perceptual symbol contains only a schematic aspect [...] The schematic nature of perceptual symbols falls out naturally from two attentional assumptions that are nearly axiomatic in cognitive psychology: Selective attention (1) isolates information in perception, and (2) stores the isolated information in long-term memory (Barsalou, 1999, p. 582-583).

This conception of the cognitive process has elements of philosophical "realism" and "sensism", to which Barsalou (1999, p. 578) refers, also citing Aristotle and Locke among the historical precursors of his theory. The philosophies inspired by realism and sensism (i.e. by the idea that the entities of the world have an objective form that must somehow pass through our senses in order to be known) presents the limitations shown by Ernst Cassirer (1971, 1953a, 1953b).

Cassirer distinguishes two possible principles to further study the phenomenon of knowledge. One assigns primacy to 'objects', considered as 'real' entities, that is, independent of the activity of the knowing subject. In this conception, the relationships between objects are a consequence of the properties ascribed to them. The other principle instead claims the primacy of the relationship with respect to the properties of the objects it connects. It is the relationship that defines the properties of objects. The first principle always proved to be self-contradicting when it was used to explain the phenomenon of cognition (Cassirer, 1953a, 1971). It always had to introduce some faculties of the soul without being able to explain the origin of such faculties starting from experience (for example, the "active reason" in Aristotle and in Scholasticism and the "reflection" in Locke). Indeed, how can an entire object penetrate us through the senses? Aristotle (Shields, 2016, p. 65 - 432a) states that "[...] the stone is not in the soul, but rather its form". Even so, it is still not understood how an entire form can remain 'intact' on its path through the senses to finally reach the intellect. This difficulty is resolved by dissolving the form into the raw perceptions obtained through the senses. But at this point, the recomposition of the form in the soul starting from the raw perceptions must necessarily be the work of some psychological faculty. In this way, cognition has been split into two halves that are irreducible to each other: perception on one side, judgement on the other (Cassirer, 1953a, p. 312-321). This also occurs with Barsalou: things in the 'real' world have objective shapes that are reproduced in our psyche as symbols thanks to the perceptions that pass through the senses as neural states. Selective attention coordinates such states to produce results that are isomorphic to the shapes of 'real things'. Here, selective attention is defined as a psychological faculty capable of judging the coherence or incoherence of a subset of such neural states. But what is the origin of selective attention? Neural states must be coherent with reference to what?

In order to answer these questions, we must accept the idea that cognition always refers to a model, since the concepts of coherence or incoherence concern whether or not something is respected. It would therefore be necessary to establish what model of relationships the living system is obliged to respect. This model, we believe, can only be made up of essential relationships between the components of biological processes, but this reference to vital relationships is absent in Barsalou, while it is central in EGO. Here, perceptions are understood as "perturbations" of vital relationships that trigger the perennial activity of the system to preserve homeostatic equilibrium (Damasio, 1999; Maturana & Varela, 1980, 1987) and not as a neural recomposition of the objective forms of things in the 'real world'. In other words, the processes developed by living systems in the face of environmental 'stimuli' are self-referential, since their aim is the maintenance of these same processes. In order to

develop a cognitive algorithm consistent with this philosophy, it was necessary to define an object language capable of representing the self-reference of neurobiological processes.

3. The EGO object language

As clarified in section 2, EGO shares with PSS the idea that perceptual symbols are made up of sets of neural states with certain properties. But in EGO, these properties do not consist in an indefinite coherence or incoherence of the active states, as we saw in the Barsalou passage cited above, but in coherence with specific set relations that constitute vital properties for the entire system. EGO must therefore be able to represent these relationships and evaluate whether or not they are respected at each step of the algorithm. It therefore requires a language capable of (1) representing neural states as sets and of (2) expressing the relations between other neural states in terms of neural states - therefore as sets. In other words, EGO requires a self-referential set-theoretic representation, which allows us to generate sets that represent relations between other sets. We called the language developed on these properties E-language. The theory of E-language as a mathematical object is presented in Supplementary Material 1, which can be accessed through the link in the bibliographical references. In the present work, we only show the elements of E-language necessary to understand how it is used in EGO.

The self-referentiality of E-language is due to the fact that each of its "well-formed formulas" (WFF) constitutes both a finite set represented through the listing method and a truth function of the propositional calculus, i.e. a logical statement. It is precisely the ability of WFFs to represent both sets and statements that allows the identification of a rule according to which, given two sets, a third set can be generated to represent a statement on the relations existing between the first two. In order to apply E-language to neural states, the first step to take is to interpret these states as sets.

To this end, we adopt Donald Olding Hebb's (1949) concept of "assembly", which is also consistent with the PSS hypotheses (Barsalou, 1999, p.584). Hebb proposes that in the nervous system the cells that repeatedly 'fire' together tend to be assembled into a single functional unit that persists even when the nervous stimulation has ceased:

[...] a repeated stimulation of specific receptors will lead slowly to the formation of an "assembly" of association-area cells which can act briefly as a doped system after stimulation has ceased; this prolongs the time during which the structural changes of learning can occur and constitutes the simplest instance of a representative process (image or idea) [...] When an axon of cell A is near enough to excite a cell B and repeatedly or persistently takes part in firing it, some growth process or metabolic change takes place in one or both cells such that A's efficiency, as one of the cells firing B, is increased. (Hebb, 1949, pp. 60, 62)

In order to interpret Hebb assemblies as sets, three postulates must be accepted. The first is a consequence of the process of abstraction necessary to consider, according to EGO's philosophy, neural states from the point of view of the nervous system and not from that of an observer of the nervous system. As we have seen, it is an epistemological change that was

conceived by Maturana and Varela (1987, 1980), yet recently revived and updated by György Buzsáki (2019). Neurons, as morphologically and spatially distinguishable objects, only exist for an observer external to the nervous system. The nervous system, instead, should only distinguish whether it experiences the processes or not, in the specific case whether it experiences the "action potential" (which for the external observer is constituted by the phenomena of the neuron that “fires” or “does not fire”). If we take to the extreme the feature of action potentials of being momentary, of discharging in all their power or of not discharging at all (Pinel, 2022, p. 101), we consider it is plausible to postulate (1) that the nervous system experiences "repeated stimulations of specific receptors" - corresponding to repeated action potentials reached by presynaptic neurons - as repetitions of the same 'signal'.

The second postulate is based on Hebb's concept of assembly mentioned above and on that of "structural coupling" formulated by Maturana and Varela (1987, 1980). Let us briefly summarise the concept of structural coupling. As already pointed out, according to Maturana the behaviour of a living system is always a response to a perturbation of its structure with the intention of preserving its organisation. From the perspective of an external observer, there is an environment consisting of objects, phenomena etc. which acts on the system and to which the system reacts through behaviours. From the system's point of view, however, there is no environment 'populated' by objects and phenomena that act on it, but only perturbations of its structure that threaten its organisation. The behaviour of the system, from its point of view, is only a direct reaction meant to re-establish a structure that is compliant with the organisation. However, if living system A reacts to a perturbation originating from living system B, causing a counter-reaction in B which generates a perturbation of the same type as the first in A, then A and B enter a circuit in which they trigger perturbations and reactions of the same type in each other, each preserving its organisation in a combined way. That is, A and B enter into structural coupling.

Despite being exclusively oriented towards preserving the organisation of the single system, their respective behaviours have the ‘involuntary’ consequence of preserving the organisation - and therefore the survival - of the new functional unit resulting from structural coupling. According to Maturana and Varela (1987, 1980) this is the mechanism by which cellular organisms give rise to multicellular ones and, specifically, to the nervous system. The cells, each preserving its own organisation, 'unconsciously' preserve that of the multicellular organism. In turn, the multicellular organism 'unconsciously' preserves the organisation of all cells that compose it. In this way, the multicellular organism "emerges" - in the sense that Popper (1985) gives to this term - from cellular organisms. On the basis of these considerations, it should be acceptable to postulate that (2) when two neurons enter into structural coupling, the behaviour of one must be experienced by the other as a cyclical repetition, that is, as repetitions of the same signal collected in a set, or rather, in an assembly. In symbols: if we represent the signal with \emptyset , the repetitions of the signal are received by the neuron as the assembly $\{\emptyset, \dots, \emptyset\}$ if, and only if, the repetitions in question result from the structural coupling with other neurons. The fundamental step occurs when the set $\{\emptyset, \dots, \emptyset\}$ containing the signal \emptyset emerges from signal \emptyset , that is, a new functional unit emerges having \emptyset as its founding element. Hence, it is legitimate - in consonance with set theory (e.g.

Mendelson, 2015, p. 235) - to abbreviate $\{\emptyset, \dots, \emptyset\}$ with $\{\emptyset\}$: the emergence resides in the formation of something containing \emptyset and not in the number of times \emptyset is repeated, just as the emergence of a complex functional unit is represented by the structural coupling of certain behaviours of the elementary units and not by the number of times such behaviours occur.

The third postulate is also a consequence of Hebb's theory and the concept of structural coupling. If the assembly of signals is the result of the formation of a multicellular functional unit, it can be assumed that this unit can in turn enter into structural coupling both with other neurons and with other assemblies of neurons. Therefore, we believe it is legitimate to postulate that (3) a signal assembly can couple both with signals and signal assemblies. In symbols, there can be, for example: $\{\emptyset, \{\emptyset\}\}$ or $\{\emptyset, \{\emptyset, \{\emptyset\}\}\}$ or even $\{\{\emptyset\}, \{\emptyset, \{\emptyset\}\}\}$ and so on, for an infinite number of possibilities.

To refer both to signal \emptyset and to the assemblies that can be formed from it, we introduce the concept of “neural state”, which we formally define as follows:

Definition 1. [Neural state]

- a) If \emptyset is a neural state, then $\{\emptyset, \dots, \emptyset\}$ is a neural state.
- b) If X_1, \dots, X_n are neural states, with $n \geq 1$, then $\{X_1, \dots, X_n\}$ is a neural state.
- c) An object is a neural state if, and only if, it satisfies (a) - (b).

We call “assembly” a neural state other than \emptyset . Comparing definition 1 above with definition 1 in Supplementary Material 1, it appears that the neural states are identical to the WFFs of E-language. Both neural states and WFFs constitute finite sets constructed starting from \emptyset (interpreted as an empty set) and represented by the listing method.

In Supplementary Material 1b, we present an example of rules that can allow a frequency distribution of neural signals to be ‘translated’ into an assembly. In the example, the rules are a way of representing the “attractor” concept (Hopfield, 1982). The attractor hypothesis provides an interpretation of the grid-cell phenomenon that represents one of the most significant discoveries on the association between mammalian spatial orientation and neuronal signals (Moser, Kropff, & Moser, 2008).

Once the neural states (and the assemblies) have been defined, we now move on to defining the relations of equality between them. This definition is identical to that of the equality between WFFs of E-language (definition 2 of Supplementary Material 1):

Definition 2. [Equality between neural states]

Any two neural states X and Y are equal, and we write $X = Y$, if and only if:

- a) X and Y represent \emptyset .
- b) X is $\{X_1, \dots, X_n\}$ and Y is $\{Y_1, \dots, Y_m\}$ and for each X_i there is at least one Y_j such that $X_i = Y_j$ and for each Y_j there is at least one X_i such that $X_i = Y_j$.

It is specifically point (b) of definition 2 that establishes the equality between assemblies. As for the WFFs of E-language (Supplementary Material 1), thanks to definitions 1 and 2, it

is possible to interpret assemblies as objects of classical set theory and the relations between assemblies as set-theoretic relations. In order to transfer the self-referentiality of WFFs to the assemblies, we only need to show that it is possible to interpret assemblies as logical statements.

Hebb's theory (1949) maintains that assemblies persist even after the activity of the neurons that led to their generation ceases. In the formalisation we are proposing, this means that when a repetition of signal \emptyset is no longer active, the assemblies that it formed when it was active persist. For example, if the repetitions of the signal produced the assembly $\{\{\emptyset\}, \{\emptyset, \{\emptyset\}\}\}$, this assembly persists when signal \emptyset ends. We must therefore distinguish assembly $\{\{\emptyset\}, \{\emptyset, \{\emptyset\}\}\}$ when the signal \emptyset is active and the same assembly when the signal is inactive. If we indicate with the symbols **T** (true) and **F** (false) respectively the "active" and "inactive" states of the signal - i.e. the action potential generated or not generated - the symbol \emptyset can be interpreted as a variable of the two-valued propositional calculus. Therefore, by definition 3 below, neural states can be interpreted as truth functions built on the variable \emptyset alone.

Definition 3. [Interpretation of neural states as logical statements]

1. \emptyset is a variable that can assume the values **T** or **F**.
2. Let X_1, \dots, X_n be n neural states, with $n \geq 1$; if each of the X_1, \dots, X_n has the value **T**, then the neural state $\{X_1, \dots, X_n\}$ has the value **F**. Otherwise, the neural state $\{X_1, \dots, X_n\}$ has the value **T**.

Although neural states that are assemblies also have truth values of **T** or **F**, such values should not be interpreted as representing active or inactive signals. In fact, assemblies are not signals but sets of signals. As truth functions, they refer to this activity of composing sets of signals and not to the active or inactive state of the signals.

By definition 3, a neural state can be interpreted as the NAND of propositional calculus. In fact, NAND returns the "false" value if, and only if, all its arguments have the "true" value. NAND allows one to express any other logical operator. Therefore, the traditional operators of propositional calculus can be understood as a means of shortening the representation of assemblies. Definition 4 indicates such abbreviations.

Definition 4. [Assemblies as logical statements]

- a) For every neural instance X :
 - $\sim X$ stands for the assembly $\{X\}$.
- b) For every n -tuple of neural states X_1, \dots, X_n , with $n \geq 1$:
 - $\{X_1 \wedge \dots \wedge X_n\}$ stands for $\sim \{X_1, \dots, X_n\}$ and thus, for the assembly $\{\{X_1, \dots, X_n\}\}$.
 - $\{X_1 \vee \dots \vee X_n\}$ stands for $\{\sim X_1, \dots, \sim X_n\}$ and thus, for the assembly $\{\{X_1\}, \dots, \{X_n\}\}$.
- c) For every pair of neural states X_1 and X_2 :

- $\{X_1 \supset X_2\}$ stands for $\{X_1 \vee \sim X_2\}$ and thus, for the assembly $\{X_1, \{X_2\}\}$.
- $\{X_1 \equiv X_2\}$ stands for $\{\{X_1, \{X_2\}\} \wedge \{X_2, \{X_1\}\}\}$ and thus, for the assembly $\{\{\{X_1, \{X_2\}\}, \{X_2, \{X_1\}\}\}$.

To facilitate the understanding of definition 4, in the following two examples we explain the cases of $\sim X$ and $\{X_1 \vee \dots \vee X_n\}$.

Example 1.

If X is a neural state, the assembly represented by $\{X\}$ is its negation. In fact, by definition 3, if X has value **F**, then $\{X\}$ has value **T**, and if X has value **T**, then $\{X\}$ has value **F**. We can therefore write $\sim X$ (the negation symbol in propositional calculus) as an abbreviation of $\{X\}$.

Example 2.

If X_1, \dots, X_n are neural states, with $n \geq 2$, then the assembly $\{\{X_1\}, \dots, \{X_n\}\}$ is their logical disjunction. Let us recall that the logical disjunction is an operator that returns the “true” value if, and only if, at least one of its arguments is true. Now, if at least one of X_1, \dots, X_n neural states has the value **T**, then by definition 3 at least one of the assemblies $\{X_1\}, \dots, \{X_n\}$ has the value **F**, and the value of $\{\{X_1\}, \dots, \{X_n\}\}$ is **T**. If instead all X_1, \dots, X_n neural states have **F** values, then by definition 3 all the assemblies $\{X_1\}, \dots, \{X_n\}$ have the value **T**, and the value of $\{\{X_1\}, \dots, \{X_n\}\}$ is **F**. We can therefore use the “ \vee ” disjunction operator and write $\{X_1 \vee \dots \vee X_n\}$ in the place of $\{\{X_1\}, \dots, \{X_n\}\}$.

4. The self-reference of assemblies

In E-language, the WFFs $\{X, \dots, X\}$ and $\{X, \dots, X, Y_1, \dots, Y_n\}$ are abbreviated as $\{X\}$ and $\{X, Y_1, \dots, Y_n\}$ respectively. These abbreviations of WFFs are called “E-formulas” and correspond to the abbreviated representations of the assemblies introduced with the second postulate at the beginning of section 3. At the end of section 2.2 of Supplementary Material 1, there is an explanation as to why all proofs that are valid for E-formulas are also valid for non-abbreviated WFFs and vice versa. Therefore, from now on, we will always refer to the abbreviated forms of both WFFs (that is, to E-formulas) and assemblies.

The theory of E-language presents a formally defined rule (Supplementary Material 1, section 3) according to which, starting from any two X and Y E-formulas, it is always possible to generate a third E-formula having the property of being a tautology if $X = Y$ (i.e. if X and Y are equal sets) and a contradiction if $X \neq Y$ (i.e. if X and Y are not equal sets). This E-formula is called the “equality evaluator” and is expressed by the notation $\{X = Y\}$. The rule that generates $\{X = Y\}$ is defined recursively and is therefore difficult to express correctly without resorting to mathematical tools. For its full and correct understanding, we refer the reader to sections 3 and 3.1 of Supplementary Material 1. It roughly consists in transforming into logical equivalence the equality between X and Y and recursively

performing the same operation for the equalities between each member of X with all members of Y . Since every E-formula of the E-language can be interpreted as a neural state, the construction rule $\{X = Y\}$ also applies to them. Therefore, for two neural states X and Y , the assembly $\{X = Y\}$ is the equality evaluator of those neural states. To better understand the construction rule of $\{X = Y\}$ intuitively, we present example 3.

Example 3.

If $X = \{\emptyset\}$ and $Y = \{\emptyset, \{\emptyset\}\}$, the assembly $\{X = Y\}$ is given by:

$$\begin{aligned} \{\{\emptyset\} = \{\emptyset, \{\emptyset\}\}\} & \quad \text{that stands for } \{\{\{\emptyset\} \equiv \{\emptyset, \{\emptyset\}\}\} \wedge \{\{\emptyset = \emptyset\} \wedge \{\emptyset = \{\emptyset\}\}\}\} \\ & \quad \text{that stands for } \{\{\{\emptyset\} \equiv \{\emptyset, \{\emptyset\}\}\} \wedge \{\{\emptyset \equiv \emptyset\} \wedge \{\emptyset \equiv \{\emptyset\}\}\}\} \end{aligned}$$

Hence $\{X = Y\}$ represents $\{\{\{\emptyset\} \equiv \{\emptyset, \{\emptyset\}\}\} \wedge \{\{\emptyset \equiv \emptyset\} \wedge \{\emptyset \equiv \{\emptyset\}\}\}\}$, which is an assembly by definition 4.

Starting from X and Y , the assembly $\{X = Y\}$ is composed. The 'self-reference theorem' demonstrated in Supplementary Material 1 ensures that $\{X = Y\}$ is a tautology if $X = Y$ and is a contradiction if $X \neq Y$. That is, the following theorem holds:

Self-reference theorem. [Self-reference of neural states]

Given any two neural states X and Y , $X = Y$ if, and only if, the assembly $\{X = Y\}$ is a tautology, and $X \neq Y$ if, and only if, the assembly $\{X = Y\}$ is a contradiction.

We present the following example to clarify the meaning of the theorem.

Example 4.

As we saw in example 3, the equality evaluator $\{X = Y\}$ referring to the assemblies $X = \{\emptyset\}$ and $Y = \{\emptyset, \{\emptyset\}\}$ is given by the following assembly:

$$\{\{\{\emptyset\} \equiv \{\emptyset, \{\emptyset\}\}\} \wedge \{\{\emptyset \equiv \emptyset\} \wedge \{\emptyset \equiv \{\emptyset\}\}\}\} \quad [1]$$

Applying definitions 3 and 4, [1] results in a contradiction. [1] states that X and Y are not equal assemblies due to the self-reference theorem. In fact, set $X = \{\emptyset\} \neq Y = \{\emptyset, \{\emptyset\}\}$. EGO cannot observe assemblies from the outside to establish whether or not they represent equal sets. It can only compose assemblies and calculate their truth values. It is assembly [1] 'stating' that $\{\emptyset\}$ is different from $\{\{\emptyset, \{\emptyset\}\}\}$, i.e. that $\{\emptyset\} \neq \{\{\emptyset, \{\emptyset\}\}\}$.

As shown in section 4 of Supplementary Material 1, starting from the equality evaluator, it is possible to define any relationships and operations between two sets. Obviously, the same applies to assemblies. Below, we report as an example the evaluator of the membership relationship between the assemblies shown in example 4.

Example 5.

If $X = \{\emptyset\}$ and $Y = \{\emptyset, \{\emptyset\}\}$, the membership evaluator of X to Y must say whether X is equal to \emptyset or $\{\emptyset\}$. Thus, by definition 4, this evaluator is given by $\{\{\{\emptyset\} = \emptyset\} \vee \{\{\emptyset\} = \{\emptyset\}\}\}$. The assembly $\{\{\emptyset\} = \{\emptyset\}\}$ is a tautology and therefore, by definition 4, so is the entire assembly $\{\{\{\emptyset\} = \emptyset\} \vee \{\{\emptyset\} = \{\emptyset\}\}\}$. By self-reference theorem, it 'says' that X is a member of Y . This evaluator can be abbreviated by writing $\{\{\emptyset\} \in \{\emptyset, \{\emptyset\}\}\}$.

We call "relational evaluators" (REs) all the assemblies that represent the existence or otherwise of a specific set relationship between other assemblies. It is now possible to highlight the following consequences of the self-reference theorem for the method we are presenting.

- I. The method supports the phenomenon of self-reference of brain functions, that is, to use the words of Maturana and Varela (1980, pp. 25-26), "the ability of the nervous system to interact with its own internal states, as if these were independent entities". In fact, given two neural states X and Y , EGO can always compose an assembly which represents an RE of X and Y , that is an assembly that says that there is a specific relationship between X and Y .
- II. The method allows comparison between memory contents and perceptual symbols. We call Active States Assembly (ASA) an assembly in which all occurrences of \emptyset have the value **T** and "Inactive States Assembly" (ISA), an assembly in which all occurrences of \emptyset , have the value **F**. Therefore an ASA corresponds to an assembly of active neurons while an ISA is an assembly of neurons whose signal has decayed. If we accept Hebb's (1949) hypothesis that the assemblies built on active signals arise from a current experience and those of decayed signals are the foundation of memory, we can believe that ASAs refer to the first case and ISAs to the second. Now, EGO calculates the truth value of a Relationship Evaluator (RE) only after composing it. In examples 3 and 4, we can observe that the application of the self-reference theorem is possible only after the equality evaluator $\{X = Y\}$ has been composed. In other words, the **T** value or **F** value is assigned to the logical variable \emptyset present in $\{X = Y\}$ only after $\{X = Y\}$ has been generated. The same thing happens for any REs, since they are composed of equality evaluators. Therefore, an RE allows you to establish the relationship between any assemblies regardless of whether they are ISAs or ASAs. If the comparison occurs between ISAs, the RE compares stored experiences; if instead it occurs between ISAs and ASAs, the RE compares a memorised experience with one currently lived, giving rise to the comparison between memory and 'reality'.
- III. Memory arises at the same time as the system's ability to relate experiences. In fact, in order for an RE to be able to determine whether a given relationship exists or not, EGO must assign both the value **T** to all the occurrences of \emptyset present in the RE and the value **F** to those same occurrences. This means that a current experience, in order to be related to another, must be considered both an ASA and an ISA. The transition from the domain of the ASAs to that of the ISAs is interpreted as the memorization of the experience, while the one from the domain of the ISAs to that of the ASAs as its recall from memory. Therefore, it is not possible to establish any relationship between experiences without memorising them and it is not possible to memorise experiences without relating them to each other.

We now introduce EGO through one of the possible ways it can be developed. Any algorithm that adopts the perspective of the system - instead of that of the observer system - and uses E-language to simulate cognitive processes is understood by us as a version of EGO. We call the version we present "EGO Prototype" (EGO-P).

5. The EGO-P algorithm

As we have repeatedly highlighted, EGO emulates a living system that experiences "perception" as a perturbation of its organisation, that is, as a perturbation of the relationships necessary for its survival and which constitute its biological identity. The main difference between EGO and PSS lies precisely in the fact that in EGO, cognition is 'motivated' by the preservation of the organisation, while in PSS, cognition is not driven by a general purpose.

Many existing works present algorithms that try to emulate the phenomena of motivation and emotion (Moerland, Broekens, & Jonker, 2018). Emotion is introduced on the basis of the algorithm's "extrinsic motivations" to operate (i.e. motivations consisting of the need to preserve homeostasis in the face of pressure from the external environment) and "intrinsic motivations" (i.e. those consisting in the evaluation (appraisal) of the effectiveness and efficiency of the possible responses to these pressures). All these proposals are based on the Reinforcement Learning (RL) technique, precisely on the concept of value of the actions and states of the system in terms of probability of obtaining a "reward", as well as on the concept of developing a strategy ("policy") aimed at defining probabilistic rules that maximise the set of current and future rewards (Sutton & Barto, 2018). Due to this probabilistic approach, RL seems to pursue different objectives from those in which the theory of cognition is concerned. A central problem for the theory of cognition is the mechanism of symbol formation, but RL does not provide answers in this sense; indeed, it is considered an alternative approach to the symbolic one in the field of AI (Moerland, Broekens, & Jonker, 2018, p. 447). The development of soft-robotics is also starting to be seen as an opportunity to relate cognition to the preservation of the system's homeostasis, but even in this case the reference technique remains the RL (Man & Damasio, 2019).

There are also approaches that try to reproduce the cognitive functions performed by symbols using techniques originating from neural networks and Reinforcement Learning, thus trying to exploit the advantages offered by both the connectionist and symbolist approaches (Kleyko, Rachkovskij, Osipov, & Rahimi, 2022, 2023). First of all, the attempt consists in expressing through vectors both the symbols and the "bindings" existing between them in the so-called "structured representations" of experience. These techniques are known as Hyperdimensional Computing (HDC) and Vector Symbolic Architectures (VSA). Once the symbols and bindings have been represented with vectors and matrices, the idea is to search for isomorphisms between the inputs and outputs of the vector representations and the inputs and outputs of the neurosensory systems. If the outputs generated by the mathematical model starting from certain inputs are isomorphic to the frequencies of the "spikes" generated by the neurons of certain brain areas stimulated by similar inputs, then it can be concluded that the cognition of those stimuli occurs in a manner equivalent to the mathematical model proposed. This is an idea that may appear methodologically convincing. However, we believe that it presents two epistemological flaws:

- 1) The relationships between the symbols and their semantic contents (which, in the mathematical model, are represented respectively by the "compression" and "decompression" of those "hypervectors" called "semantic pointers") are those of the researcher and not those of the observed living system. This is the basic criticism

levelled by Maturana (1988a, 1988b, 1990a), Maturana and Varela (1980, 1987), and György Buzsáki (2019) at the objectivist approach of experimental research in the neurobiology of cognition. It can also be extended to Barsalou's (2020, p. 3) vision of grounded cognition: the system's motivations, i.e. its 'point of view' on its experience, come into play only after the perception data and perceptual symbols have been generated. On the one hand, there is perception (and perceptual symbols) and on the other, the emotional and moral evaluations of the living system from which it selects the data of perception. Here too, the separation of cognition into two independent origins - experience and judgement - highlighted by Cassirer as a typical consequence of the realist approaches we have already mentioned in section 2, appears clearly.

- 2) Considering the structured representation as a set of predefined data to which “bindings” are subsequently applied introduces a separation between the data and the relationships as if they had a different origin and could not both originate from the experience of the system. For example, in his main work, Eliasmith (2013, pp. 133-139) searches for algorithmic models that emulate the functioning of the nervous system by generating results isomorphic to the “chases” answer to the question: “What was the action” in the sentence “the dog chases the boy”? We believe that cognition does not proceed by developing the categories "dog" and "boy" on the one hand and then connecting them with the "action" made up of "chases". In EGO-P, it simply happens that both the “dog” category and the “dog chasing something” category can be developed and that the former includes the latter. So, while a given dog chasing something is an instance of both the “dog chasing something” category and the “dog” category, a sleeping dog is an instance of the “dog” category but not of the “dog chasing something” category.

The isomorphism that EGO-P presents with the ‘real’ cognitive processes is mainly given by the fact that both EGO-P and living systems are self-organised, self-determined and self-referential. As we will see, once a starting "structure" - that is, the structure at step 0 of the algorithm - has been assigned to EGO-P, its organisation is implicitly defined by the system itself (section 5.2). Since the moment of the structure assignment and the consequent definition of the organisation, the pressure of the environment triggers in EGO-P autonomously developed processes that are interpretable such as perception (section 5.3), homeostasis (section 5.4), selective attention, the emergence of symbols, of objects, images and memory (section 5.5). The primitive operation in the cognitive processes of EGO-P is categorization. It is categorization that also allows the formal definition of the concept of system organisation.

5.1. The categorization

In EGO-P, the categorization of assemblies is fundamental in all phases of cognition, starting from perception, in consonance with the centrality that abstraction and categorization have in the PSS (Barsalou, 2005) and with empirical evidence (Barsalou, 2008a). To indicate what is meant by the category of n assemblies, it is first necessary to define the concepts of "subassembly" and "common aspect" of n assemblies.

Definition 5. [Subassembly]

For every assembly X , we say that an assembly Y is a subassembly of X if, and only if, one of the following conditions are respected:

- a) $Y = X$
- b) $X = \{U_1, \dots, U_n\}$, and $Y = U_1$ or ... or $Y = U_n$;
- c) $W = \{V_1, \dots, V_m\}$ is a subassembly of X and $Y = V_1$ or ... or $Y = V_m$.

In other words, X is a subassembly of itself, every member of X is a subassembly of X , and every subassembly of a subassembly of X is still a subassembly of X .

We can now give the definitions of "common aspect" and "category". Such definitions are difficult to understand intuitively. Immediately after providing them, we will present examples that facilitate understanding.

Definition 6. [Common aspect]

Given n assemblies X_1, \dots, X_n , we say that Y is a "common aspect" of X_1, \dots, X_n if, and only if, for each X_i , Y is a subassembly of X_i and is not a subassembly of a subassembly that is already a common aspect of X_1, \dots, X_n .

Definition 7. [Category]

We say that an assembly is the category of n assemblies X_1, \dots, X_n and denote it by $C(X_1, \dots, X_n)$ if, and only if, the elements of $C(X_1, \dots, X_n)$ are all and only all the common aspects of X_1, \dots, X_n .

To understand the meaning of definitions 6 and 7, it is useful to imagine an assembly as a rooted tree graph and use a way to uniquely identify each node of the tree. Both operations are carried out in example 6 where, after coding the nodes, we show how EGO categorises two assemblies.

Example 6.

An f function has been defined in Supplementary Material 3 to univocally indicate the nodes of a tree. Thanks to f , we can uniquely indicate any subassembly Y of an assembly X by writing $X_{f(Y)}$, where $f(Y)$ is the decimal number uniquely associated with subassembly Y . Fig. 1 shows how every node of assembly $X = \{\emptyset, \{\emptyset, \{\emptyset\}\}$ is indicated using $X_{f(Y)}$.

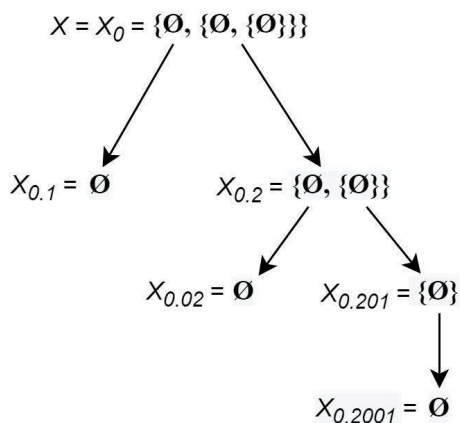


Figure 1. Example of rooted tree representation of an assembly with nodes coded according to the function defined in Supplementary Material 3.

Now let us consider the two assemblies in Fig. 2, where $U = \{\emptyset, \{\{\emptyset\}\}, \{\emptyset, \{\{\emptyset\}\}\}$ and $V = \{\{\emptyset\}, \{\{\emptyset\}\}\}$. In trees U and V , we have $U_{0.2} = V_{0.2} = \{\{\emptyset\}\}$. Therefore, $U_{0.2}$ and $V_{0.2}$ can represent a common aspect of U and V , as long as they meet the condition that they are not subassemblies of another common aspect. We see in Figure 2 that $U_{0.2}$ and $V_{0.2}$ are only subassemblies of U and V . Therefore, $U_{0.2} = V_{0.2} = \{\{\emptyset\}\}$ is a common aspect of U and V . All subassemblies of $U_{0.2}$ and $V_{0.2}$ cannot be a common aspect as they are already subassemblies of the common aspect $U_{0.2} = V_{0.2} = \{\{\emptyset\}\}$. Again, let us consider the subassemblies $U_{0.1} = V_{0.01} = \emptyset$. As neither $U_{0.1}$ nor $V_{0.01}$ are subassemblies of common aspects of U and V , \emptyset is another common aspect of U and V . To complete the illustrative capacity of the example, we note that despite $U_{0.02} = V_{0.01} = \{\emptyset\}$, assembly $\{\emptyset\}$ is not a common aspect of U and V , as $U_{0.02}$ is a subassembly of $U_{0.2}$ that is already a common aspect. As in U and V there are no other subassemblies matching the definition of common aspect, the category of U and V is given by $C(U, V) = \{\{\{\emptyset\}\}, \emptyset\}$.

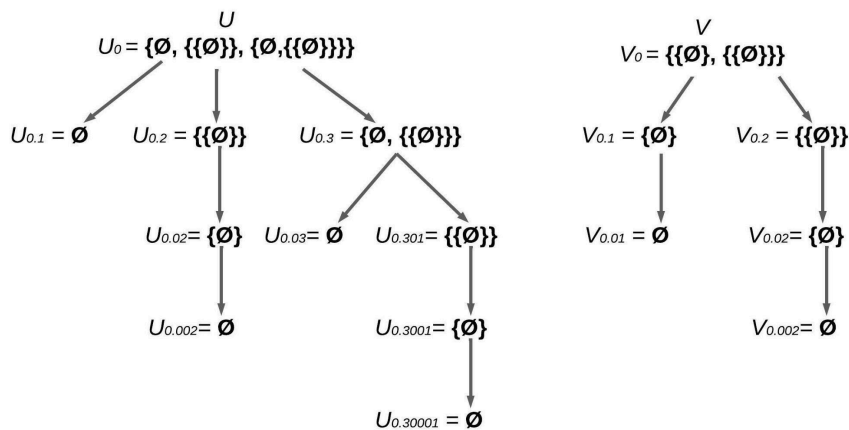


Figure 2. Example of comparison between two assemblies to identify common aspects. By definition 6, the common aspects of U and V are $U_{0.2} = V_{0.2} = \{\{\emptyset\}\}$ and $U_{0.1} = V_{0.01} = \emptyset$.

From definitions 5 and 6, it follows that category $C(X_1, \dots, X_n)$ can be built starting from X_1, \dots, X_n in a unique way. Thus, $C(X_1, \dots, X_n)$ is the output of a process that has as input assemblies X_1, \dots, X_n . We call this process "categorization". We say that assemblies X_1, \dots, X_n are "instances" of category $C(X_1, \dots, X_n)$ and that the members of $C(X_1, \dots, X_n)$ are the "properties" of that category.

It is important not to confuse assemblies that are properties with those that are instances of a category. This difference is commonly understood as intuitive. For example, if we talk

about trees as a category of objects, their properties are those of having roots, a trunk, branches and leaves, while the instances of the category 'trees' are this fir tree or oak in the window. Let us consider example 6, where:

$$U = \{\emptyset, \{\{\emptyset\}\}, \{\emptyset, \{\{\emptyset\}\}\},$$

$$V = \{\{\emptyset\}, \{\{\emptyset\}\}\},$$

$$C(U, V) = \{\{\{\emptyset\}\}, \emptyset\}.$$

In $C(U, V)$, U and V are the input of the categorization process and therefore the instances of $C(U, V)$, while the properties of $C(U, V)$ are $\{\{\emptyset\}\}$ and \emptyset , i. e. the members of assembly $\{\{\{\emptyset\}\}, \emptyset\}$.

Categorization in EGO-P possesses the properties that PSS requires of an algorithmic abstraction process (Barsalou, 2005). At each clock of the digital device on which EGO-P is implemented, each category has a precise set of instances. However, the categorical representation of assemblies is not rigid. Firstly, at each clock EGO-P is able to evaluate whether newly emerged assemblies can represent instances of pre-existing categories. Secondly, new assemblies can give rise to new categories that not only represent properties of the new assemblies but can also represent properties of pre-existing assemblies that were previously unrepresented in any category. Therefore, the categorization process easily achieves the objectives of semantic coding and decoding that the HDC/VSA addresses by compressing and decompressing the experience data into the hypervectors made up of semantic pointers. The categorization process does not have the limit indicated in point (1) of the epistemological discussion on HDC/VSA because, as we shall see, categories become symbols and then 'objects' only by associating them with the reactions of the system.

HDC/VSA also uses hypervectors to pursue the goal of representing the links between data in structured experiences. As we highlighted in point (2) of the above discussion, for epistemological reasons, HDC/VSA presents the problem in an unsolvable way when it considers the objects and the relationships between the objects separately. In EGO-P, any object is an assembly, and any assembly generated at a level higher than simple perturbation is the result of a Relationship Evaluator (RE). In fact, categorization - including that of the perturbations - is based on the identification of the common aspects of the assemblies to be categorised. This identification can only occur by searching for relations of equality between the subassemblies of the assemblies to be categorised. Therefore, categories are ultimately relationships. In turn, the categories themselves enter into relations that may still be subject to categorization. In other words, EGO-P's initial cognitive processes are always relationships. Starting from them, a hierarchy develops inductively where at each step, the categories represent underlying relationships that in turn enter into relationships that are categorised at the higher level. The combinatorial explosion of assemblies that would form in EGO-P at each step of the hierarchy is avoided through a pointer system always expressed in E-language and therefore, in the form of assemblies. Such pointers are called "archetypes". For more details on how they work, see section 3.1 of Supplementary Material 2.

As we will see shortly, in addition to representing the multiplicity of relationships between perturbations and their effects, categorization also allows the definition of the system organisation. In fact, the organisation is given by the categories of assemblies present in the system at the start conditions. Therefore, through the categories and the relationships that they represent, on the one hand the organisation of the system is defined, and on the other, the continuous modification of the properties of its structure is represented.

5.2. EGO-P organisation and structure

EGO-P is initialised with a predefined set of assemblies which are called "internal states". The set of internal states is presented to the system already divided into "parts" of a set-theoretic partition, that is, into subsets that do not overlap and which exhaust all the internal states. We call these parts "modalities", taking the term from Grounded Cognition Theory (Barsalou, 2020), without limiting this concept to external and internal perception (Barsalou, 2020, p. 2), but extending it to the effector and connecting components of the nervous system. Therefore, each modality can be interpreted as a sensory, somatosensory, sensorimotor, motor, proprioceptive, interoceptive, etc. system or as a system connecting them all. In short, whatever cognitive functions a theory wants to consider, in EGO-P these functions can be considered as sets of assemblies. Modalities are such sets, and internal states are their members.

At starting conditions, the categorization process produces a category of internal states for each modality (Figure 3). If Y_1, \dots, Y_m are the internal states of modality M at starting conditions, then we denote by $C(M)$ the category $C(Y_1, \dots, Y_m)$. If M_1, \dots, M_n are all the modalities of EGO-P, the categories $C(M_1), \dots, C(M_n)$ constitute the "organisation" of EGO. Since the set of these categories is itself an assembly, the organisation is defined by the following assembly:

$$\textit{Organisation} = \{C(M_1), \dots, C(M_n)\}$$

where M_1, \dots, M_n are all the modalities of EGO-P.

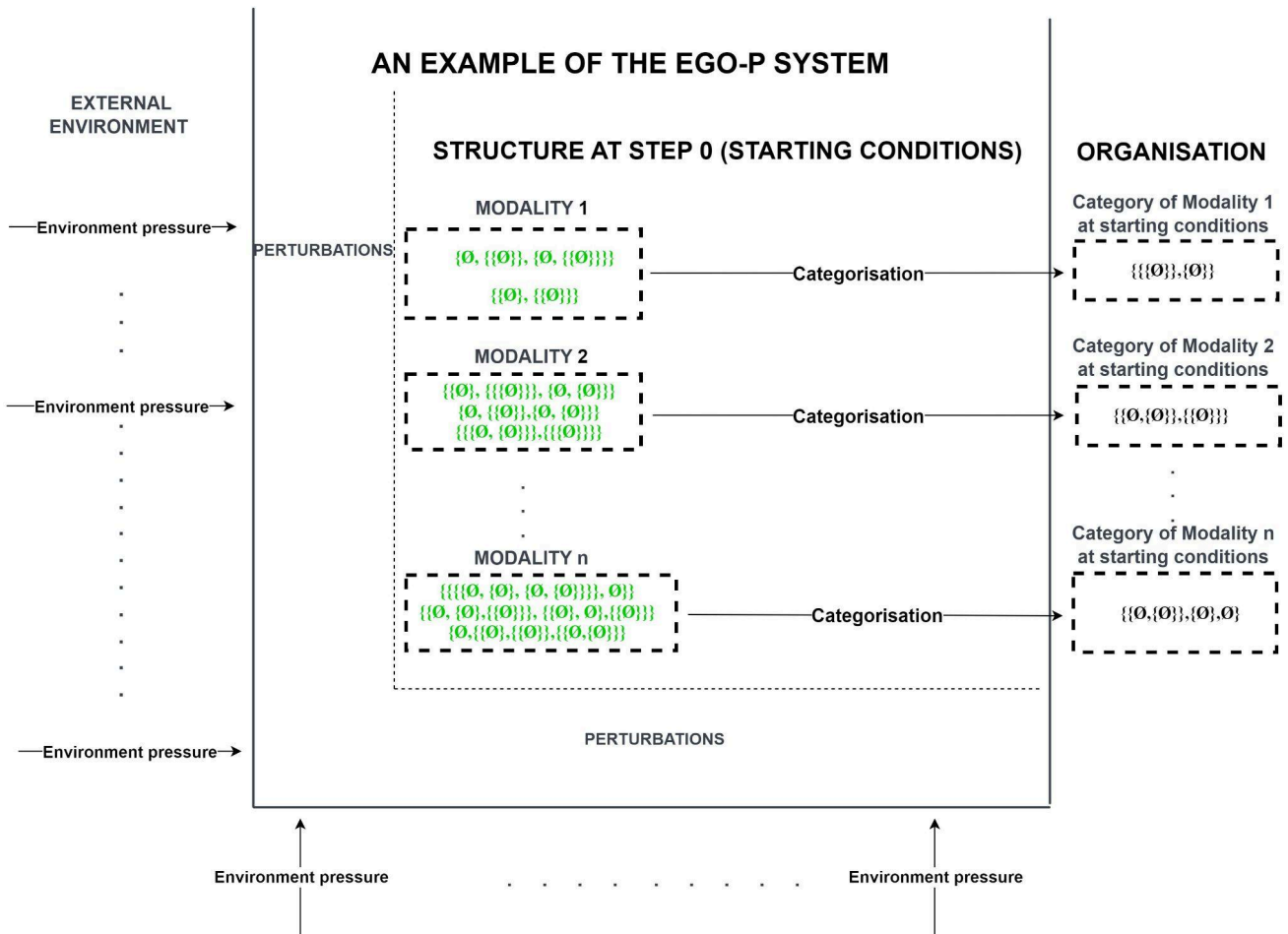


Figure 3. An example of an EGO-P structure at starting conditions with the consequent definition of its organisation. The strings of assemblies are figurative, because the ones actually generated by the algorithm are much more complex. For each modality, from the internal states (in green), categorization derives the category (in black) that establishes the properties that the modality must possess. The set of modality categories constitutes the organisation of EGO-P.

Preserving the organisation therefore means preserving categories $C(M_1), \dots, C(M_n)$ in the actions that the system undertakes to respond to the perturbations of the internal states triggered by the environment. For example, if assemblies U and V shown in figure 2 were the only internal states of an EGO-P modality at starting conditions, the category $C(U, V) = \{\{\{\emptyset\}\}, \emptyset\}$ would represent the organisation of the system regarding that modality. If U and V were subsequently perturbed by the environment and transformed into the assemblies U_1 and V_1 , categorised by $C(U_1, V_1) \neq C(U, V)$, then the organisation of EGO would not be preserved. The system would react in such a way as to modify U_1 and V_1 to obtain assemblies U_2 and V_2 such that $C(U_2, V_2) = C(U, V) = \{\{\{\emptyset\}\}, \emptyset\}$, thus preserving the organisation.

Let us now move on to the definition of the "structure" of EGO-P. It can vary at each clock of the digital medium that executes the algorithm and is made up of all internal states that are

present in EGO-P at that clock. If we denote by $S_i(M)$ the assembly of internal states that constitute a modality M at clock i , then $S_i(M)$ is part of the structure of EGO-P at that clock. We can therefore define the assembly that constitutes the structure of EGO-P at clock i in the following way.

$$\text{Structure}_i = \{S_i(M_1), \dots, S_i(M_n)\}$$

where M_1, \dots, M_n are all the modalities of EGO-P.

For example, if the assemblies U and V shown in figure 2 were the only internal states of an M modality of EGO-P at clock i , then $S_i(M) = \{U, V\}$ would be part of Structure_i .

A structural change is a phenomenon where at clock i , $S_i(M) \neq S_{i-1}(M)$ for at least one M modality. Following Maturana and Varela (1987), there can be two possible structural changes: those that threaten the organisation and those that cause the loss of the organisation. The first type belongs to the domain of structural changes, while the second belongs to the domain of destructive changes. The interactions that trigger the first type of change are called 'perturbations'. In the EGO-P algorithm, we have represented these principles in the following way. Let $\{Y_{0.1}, \dots, Y_{0.m}\}$ be the assembly of the internal states of modality M at starting conditions - i.e. $S_0(M) = \{Y_{0.1}, \dots, Y_{0.m}\}$ - and let $C(Y_{0.1}, \dots, Y_{0.m})$ be the category of such internal states - that is, $C(M) = C(Y_{0.1}, \dots, Y_{0.m})$. Then we can have:

- 1) $S_i(M) = \{Y_{i.1}, \dots, Y_{i.p}, Z_{i.1}, \dots, Z_{i.l}\}$ is the result of a structural change such that $p < m$, $Y_{i.1}, \dots, Y_{i.p}$ are instances of $C(M)$, and $C(Y_{i.1}, \dots, Y_{i.p}, Z_{i.1}, \dots, Z_{i.l}) \neq C(M)$. In this case, there is no destructive change, but only a change in the configuration of the structure. In fact, $Y_{i.1}, \dots, Y_{i.p}$ still comply with the properties envisaged by the organisation and indicated by $C(M)$. However, the number of internal states that comply with these properties has changed (i.e. $p < m$) and new internal states $Z_{i.1}, \dots, Z_{i.l}$ have emerged which 'threaten' the organisation, given that $C(Y_{i.1}, \dots, Y_{i.p}, Z_{i.1}, \dots, Z_{i.l}) \neq C(M)$. In other words, as long as M presents internal states that have the properties expected by the organisation, the structure undergoes a configuration change that threatens the organisation but does not destroy it. Thus, a structural change is not destructive. The interactions that triggered it are called "perturbations".
- 2) $S_i(M) = \{Y_{i.1}, \dots, Y_{i.p}, Z_{i.1}, \dots, Z_{i.l}\}$ is the result of a structural change such that $Y_{i.1}, \dots, Y_{i.p}$ are not instances of $C(M)$ and $C(Y_{i.1}, \dots, Y_{i.p}, Z_{i.1}, \dots, Z_{i.l}) \neq C(M)$. In this case, the change is destructive. That is, if in M there are no subsets of internal states that satisfy the organisation, then the change is destructive.

Interactions that trigger changes in the structure can originate from both the external environment and from changes to the structure itself. In the first case, we say that the interactions are 'exogenous', and in the second, 'endogenous'. Consequently, we also call the structural changes that they respectively trigger 'exogenous' and 'endogenous'. Endogenous interactions consist of changes in a certain modality that trigger changes in that same modality or in other modalities. In other words, endogenous perturbations arise from neural structural couplings (and therefore, by postulate (II), from assemblies) involving the so-called 'interneurons'. It is the endogenous interactions that develop the correlations between the sensory and effector areas of the nervous system and therefore, between sensation and movement (Maturana, 1995, pp. 156-161). They also produce the continuous correlations that define the "core dynamic" of the brain (Edelman & Tononi, 2000) which is considered as the basis of the phenomenon of consciousness (Edelman & Tononi, 2000, Damasio, 1999). Let us now analyse the structural changes triggered by perturbations in general and in particular by exogenous interactions. It is from the latter that the phenomenon of perception originates.

5.3. Perception

In the previous section, we represented with $S_i(M)$ only the results of structural changes, but not the changes themselves. If we use $X_{i.1}, \dots, X_{i.n}$ to indicate the neural states that at clock i trigger the structural change of a modality M , we say that the following assembly E_i is an "event":

$$E_i = \{\{X_{i.1}, \dots, X_{i.n}\}, \{Y_{i-1.1}, \dots, Y_{i-1.q}\}, \{Z_{i.1}, \dots, Z_{i.l}\}\} \quad [2]$$

where $Y_{i-1.1}, \dots, Y_{i-1.q}$ are the internal states of M that complied with the organisation at clock $i - 1$ and that at clock i , they were replaced by $Z_{i.1}, \dots, Z_{i.l}$.

Let us now analyse the particular case in which $X_{i.1}, \dots, X_{i.n}$ are the result of exogenous interactions. The tests to which EGO was subjected took strings of bits, i.e. signals 1 and 0 as the external environment, which stimulated the system. As mentioned above, classical set theory shows how classes built on \emptyset have the property of representing numbers and arithmetic calculation (e.g. Mendelson, 2015, pp. 273-274). There are therefore various possibilities for encoding strings of bits in sets constructed from \emptyset , i.e. for representing such strings as assemblies. The choice of coding system is absolutely arbitrary, and does not change the result of EGO-P's performance.

In the case of exogenous events (that we also call "sensory events"), the neural states $X_{i.1}, \dots, X_{i.n}$ of [2] represent encodings of strings of bits that impact the 'surface' of the system. EGO does not connect - as the observer external to the system can do - neural states $X_{i.1}, \dots, X_{i.n}$ with the strings of 1s and 0s coming from the environment. From EGO's point of view, $X_{i.1}, \dots, X_{i.n}$ simply appear *ex novo*, they emerge from the clock.

An event is a "perception" if, and only if, it is exogenous (sensory). Both in the case of perceptions and endogenous events, EGO-P reacts with a process that we call "homeostatic

recursion”. The process leading to symbol formation begins with perception, but also involves endogenous changes. Homeostatic recursion describes the reaction to any type of structural change and therefore represents the formalisation of any phase of the symbol formation process.

5.4. Homeostatic recursion

In any event, a living system reacts to respond to threats to the organisation (Maturana, 1980, 1987). In EGO-P, this reaction is represented by homeostatic recursion. It manages to preserve the organisation in the face of disruptions to the structure. The generated process is split into three phases. The first is given by the emergency of perturbations, as described above. In the second phase, working only with the properties of the categories, the system tries to find a rule to replace the internal states that no longer respect the organisation, and in the third, it actually replaces the internal states. The process that represents the second phase is called *Manipulation*, and the third is called *Behaviour*.

The distinction between a phase of production of behavioural rules (*Manipulation*) and one of execution of processes (*Behaviour*) according to those rules seems consistent with the experimental data of Diba and Buzsáki (2007) who recorded the activity of “place cells” (Moser, Kropff, & Moser, 2008, pp. 70-71) of rats while they ran back and forth on a linear track for a water reward at each end:

During the run, each neuron's firing was tuned to a particular location along the track, which was stable from lap to lap. These locations define a temporal sequence of place-cell firing on the timescale of seconds. During immobility following the run the same neurons fired again [Reverse replay], on the timescale of hundreds of milliseconds, but in the reverse temporal order, confirming previous findings. In addition, the neurons fired in the forward temporal order during immobility prior to the run [Forward preplay] [...] Observations suggest that forward preplay may be more directly linked to the cellular representation of the run sequence than is reverse replay. (Diba and Buzsáki, 2007, p. 1241,1242)

The forward preplay seems to correspond to the *Manipulation* activity, while *Behaviour* to the activity of place cells during the actual movement. For Diba and Buzsáki (2007), furthermore, memory has more to do with the contents of the forward preplay and reverse replay rather than with the activity presented by the place cells during the actual action. This is consistent with the idea followed in EGO-P that memory retains categories - which are the assemblies on which *Manipulation* operates - rather than the assemblies generated by *Behaviour*. (The temporally reversed order of place cell activity in the reward replay compared to that of the forward preplay can be represented in the way explained in section 2 of Supplementary Material 1b. However, we did not take this reversal into account in EGO-P). Let us now describe the steps of homeostatic recursion.

At clock 0 of the digital medium on which EGO-P is implemented, the system is in its starting conditions, made up of the internal states $Y_{0.1}, \dots, Y_{0.m}$ of each modality and the corresponding category $C(Y_{0.1}, \dots, Y_{0.m})$ (see Figure 3). At the clock j , with $j > 0$ (Figure 4), perturbations $X_{j.1}, \dots, X_{j.n}$ emerge *ex novo*, and so do internal states $Z_{j.1}, \dots, Z_{j.l}$ not complying with the organisation, while some who complied with it ‘disappears’. The first operation that *Manipulation* undertakes at each step is to check whether $X_{j.1}, \dots, X_{j.n}$ are all instances of the same category that were already generated. If not, it produces a category. *Manipulation* also performs the same operations on $Z_{j.1}, \dots, Z_{j.l}$ (Figure 4).

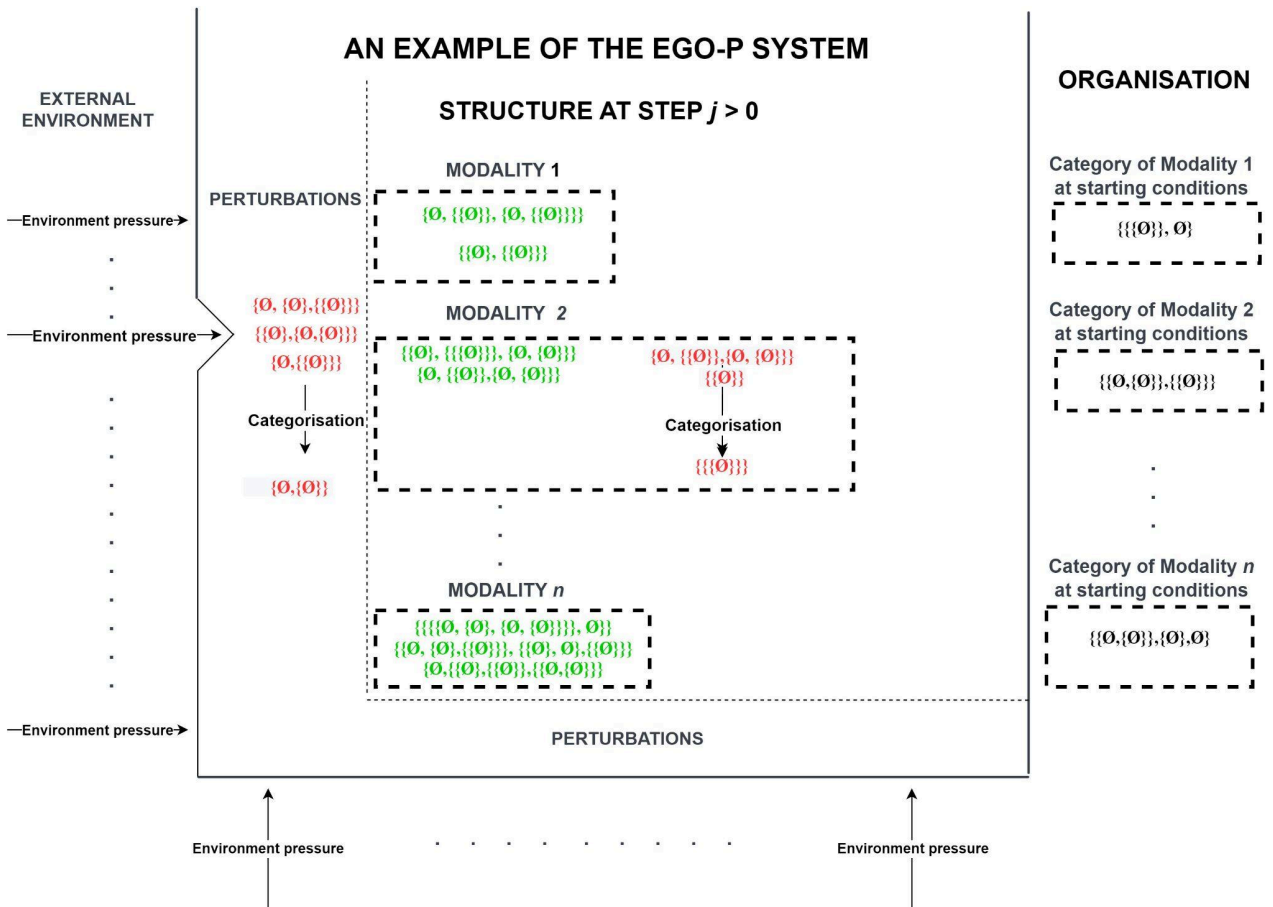


Figure 4. A fictitious example of three possible perturbations triggered by the external environment in the structure from Figure 3 at a step $j > 0$. The strings in red represent the X and Z assemblies, that is, perturbations and their effects on modalities (in this case Modality 2). In Modality 2, the internal states that complied with the organisation (in green) decreased from 3 to 2. The 'disappeared' internal state was replaced by 2 assemblies (in red) that do not comply with it. Graphically, the perturbations were represented by a recess in the system boundary. *Manipulation* immediately categorises both perturbations and their consequences on Modality 2.

After categorising $X_{j.1}, \dots, X_{j.n}$ and $Z_{j.1}, \dots, Z_{j.l}$ by producing $C(X_{j.1}, \dots, X_{j.n})$ and $C(Z_{j.1}, \dots, Z_{j.l})$, *Manipulation* attempts to generate an assembly whose members match those of $C(M)$, i.e. the properties that the internal states of M must have to comply with the organisation. At

clock i , *Manipulation* may not yet have recomposed the properties of a certain modality perturbed at an earlier clock. Let M_j , with $i > j$, stand for the most perturbed among all the modalities in this condition, i.e. the one that records a greater decrease in instances of $C(M_j)$. The process that attempts to recompose the properties of $C(M_j)$ is $Manipulation_i(M_j)$. To generate an assembly whose members match the properties of $C(M_j)$, $Manipulation_i(M_j)$ can use all members of the various $C(Z)$ categories created up to clock i and not used by *Manipulation* in the previous step (Figure 5).

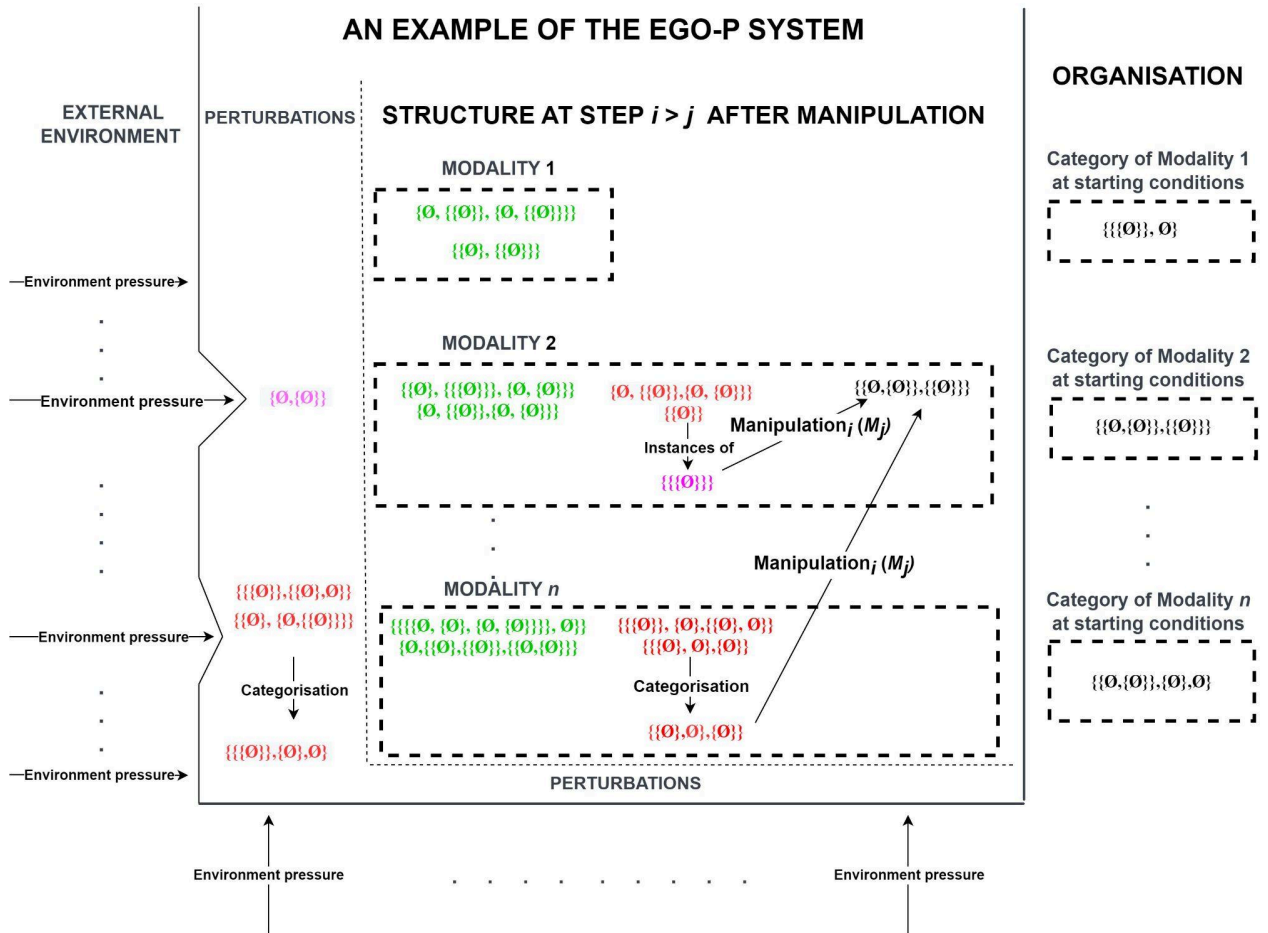


Figure 5. A fictitious example of $Manipulation_i(M_j)$ that produces an output. The perturbations of step $i < j$ do not appear in the diagram because they no longer act on the structure at current step $i > j$. Only the product of their categorization is retained in memory and is represented in violet. However, the alterations that they caused in Modality 2 are still active. Perturbations at the current step i have generated the replacement of an internal state of Modality n that complied with the organisation with two assemblies (in red) that do not comply with it. The string in black represents the assembly generated by $Manipulation_i(M_j)$, that is equal to the one defining the organisation of Modality 2. It was produced using subassemblies of $\{\{\{\emptyset\}\}\}$ (the one in violet) and $\{\{\emptyset\}, \emptyset, \{\emptyset\}\}$ (the one in red) which are respectively the categories of consequences in Modality 2 and Modality n generated at steps j and i .

Manipulation is organisation-focused while *Behaviour* is structure-focused. Once *Manipulation* has found a way to use the $C(Z)$ categories to compose $C(M_j)$, the system is induced to use the members of $C(Z)$ to concretely generate new internal states categorizable with $C(M_j)$ to replace those altered by the perturbations. This operation, which actually modifies the structure and does not only operate with the properties, is represented by *Behaviour*.

The task of *Behaviour* is to produce internal states that comply with the organisation to compensate for the decrease in the number d of such internal states, a decrease that results from the emergence of perturbations. For this purpose, *Behaviour* must use the material offered by the Z s assemblies that emerge from the perturbations of internal states. Precisely, it must produce the greatest number q , with $q \leq d_j$, of assemblies that include the property of $C(M_j)$. In fact, if an assembly includes $C(M_j)$, it is necessarily an instance of $C(M_j)$, and thus complying with the organisation. Such q assemblies must be unequal to each other, since the objective of *Behaviour* is to produce distinct assemblies to replace the internal states altered by perturbations. Therefore, aside from including $C(M_j)$, they must contain some members that distinguish them from each other. Thus *Behaviour* must add an accidental member (*Acc*) to the output of *Manipulation* to produce d_j distinct instances of $C(M_j)$, that is, d_j distinct internal states of M_j which comply with the organisation (Figures 6a and 6b). In Supplementary Material 4, we present a very simple case exemplifying how *Manipulation* and *Behaviour* work.

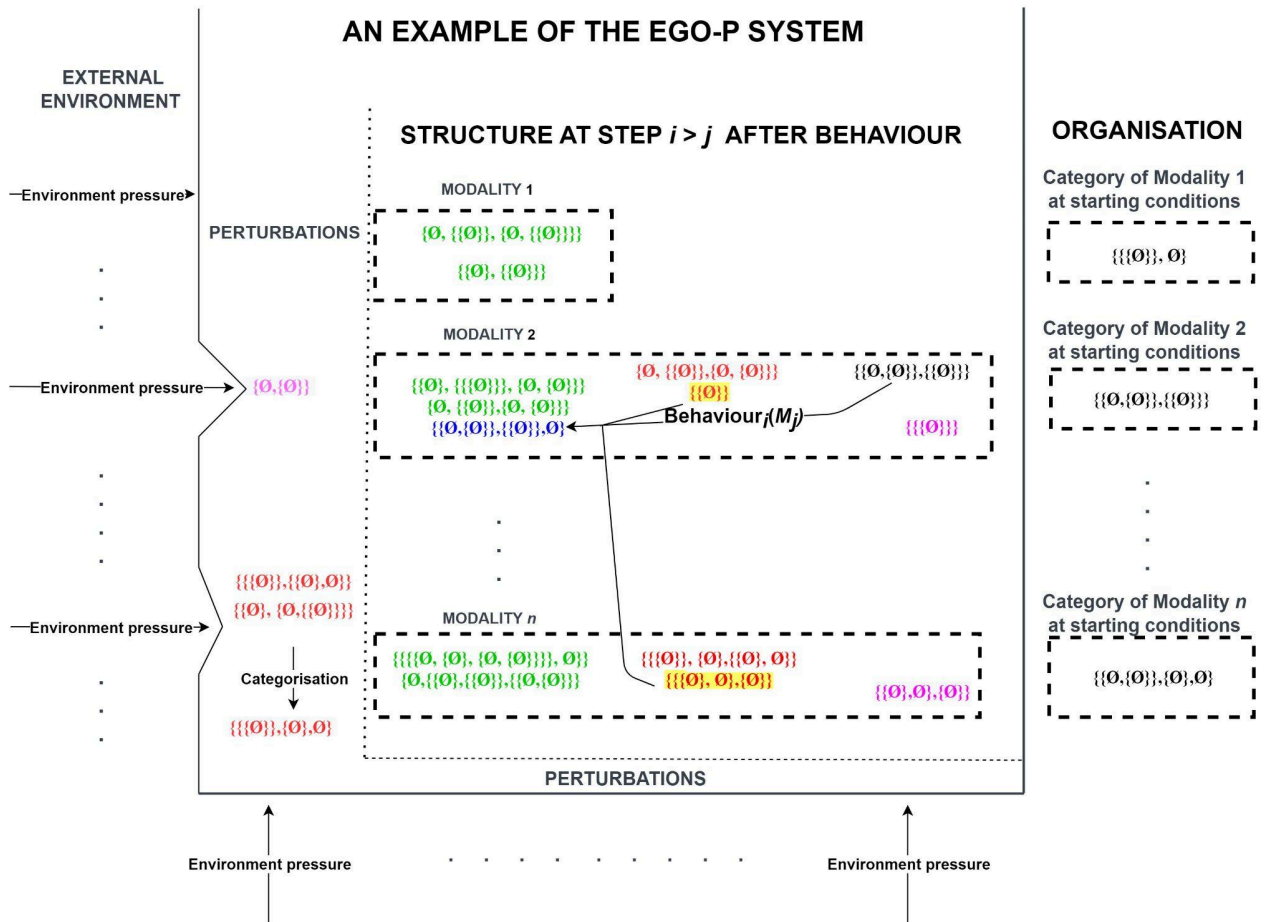


Figure 6a. A fictitious example of the $Behaviour_i(M_j)$ process once $Manipulation_i(M_j)$ has produced an output. The goal of $Behaviour$ is to produce internal states that comply with the organisation using subassemblies of the internal states that do not comply with the organisation. In the example in figure 6a, $Behaviour_i(M_j)$ uses subassemblies of the internal states highlighted in yellow to which it adds an accidental element (in this case \emptyset) to produce a new internal state (in blue) that complies with the organisation. In this way, in Modality 2, the system returned to equilibrium.

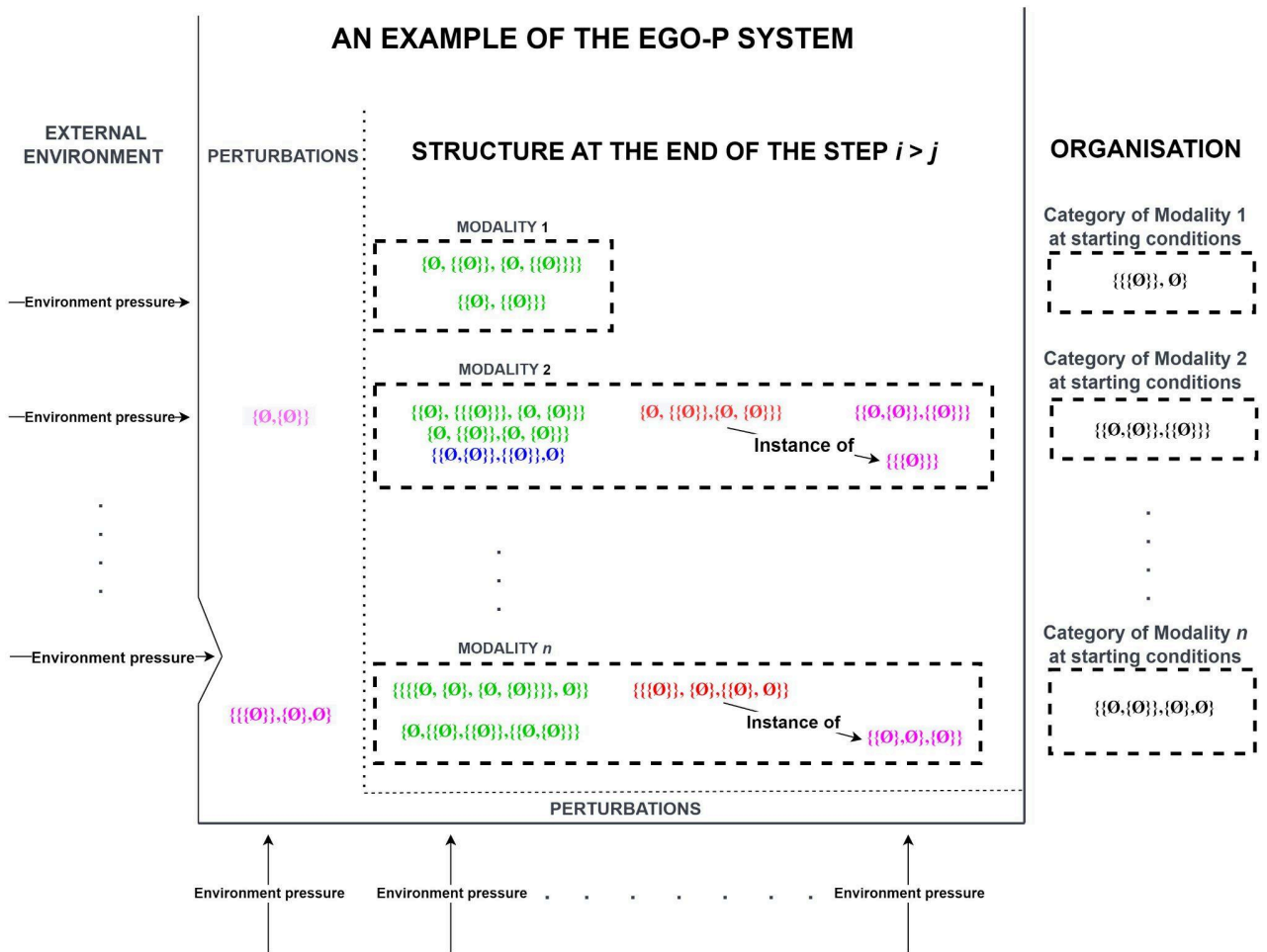


Figure 6b. The structure at the end of step i . Internal states (highlighted in yellow in Figure 6a) used by $Behaviour_i(M_j)$ have been removed. In Modality 2, there are once again three internal states that comply with the organisation. To represent this graphically, a recess in the boundary of the system was eliminated. However, Modality 2 still has an anomaly represented by the only remaining internal state in red. It will return to equilibrium when and if this internal state is eliminated. Modality n , instead, still presents an insufficient number of internal states that comply with the organisation as well, as it still presents one internal state that does not comply with it.

5.5. Perceptual and objective symbols, memory, imagination, and selective attention

Let us now describe the emergence of a symbol in EGO-P. In Maturana (1995, pp. 154–156, 1990a pp. 15–16, 2001 pp. 6–12, 1978 pp. 47–55; Maturana & Varela, 1987, pp. 231–235), a symbol emerges from a phenomenon similar to that of structural coupling. Although citing Piaget instead of Maturana, Von Foerster (2003), and then Kauffman (2003), provided a mathematical interpretation of this phenomenon, coining the terms “eigen-value”, “eigen-form” and “eigen-function” to designate a recursive process that converges towards a limit value. This value is never reached by the process and therefore only constitutes a symbol of the continuous execution of that process which develops an increasingly tighter and more stable circularity: “The leap of imagination to the infinite eigenform is akin to the human ability to create signs and symbols” (Kauffman, 2003, p.76). EGO-P generates symbols in a similar way. But unlike Von Foerster and Kauffman, it shows how this

mechanism can be grounded in perception, which is impossible with the purely mathematical representations offered by these authors. The price that EGO-P pays for this progress compared to Von Foerster's intuition is that it operates in a “discrete” dimension (that of neural states) and therefore does not have the possibility of using the mathematical concept of limit.

The process of the formation of perceptual symbols starts from the reaction of *Manipulation* to exogenous perturbations, i.e. the perturbations that trigger perceptions (see section 5.3). When a kind of perturbation represented by a category $C(X_{i.1}, \dots, X_{i.n})$ causes a *Manipulation*_{*i*}(*M*_{*j*}) that converges towards a stable *Behaviour*_{*i*}(*M*_{*j*}), the category $C(X_{i.1}, \dots, X_{i.n})$ emerges as the signal of an automatic behaviour. Our model allows us to support the idea that $C(X_{i.1}, \dots, X_{i.n})$ progressively becomes the "perceptual symbol" of this automatic reaction through the following steps:

- 1) Let *p* be a clock with $j \leq i < p$. If $X_{p.1}, \dots, X_{p.n}$ are instances of $C(X_{i.1}, \dots, X_{i.n})$, and a *Manipulation*_{*i*}(*M*_{*j*}) that has triggered *Behaviour*_{*i*}(*M*_{*j*}) already exists, then *Behaviour*_{*i*}(*M*_{*j*}) is directly executed (Figures 7a, 7b, 7c). Therefore, in this case, assembly $C(X_{i.1}, \dots, X_{i.n})$ becomes the signal associated with a specific behaviour. Since $C(X_{i.1}, \dots, X_{i.n})$ has been recalled from memory and is associated with a behaviour, it can be interpreted as a perceptual symbol.
- 2) At the *p*-th clock, if perceptual symbol $C(X_{i.1}, \dots, X_{i.n})$ already exists, it can become “objective”. Let *Behaviour*_{*i*}(*M*_{*j*}) be the one associated to the perceptual symbol $C(X_{i.1}, \dots, X_{i.n})$. If the ‘new’ internal states produced by *Behaviour*_{*i*}(*M*_{*j*}) represent changes in the system's disposition towards the environment, and if the environment reacts to these changes, causing the emergence of $X_{p.1}, \dots, X_{p.r}$ perturbations in EGO-P in a way that they remain instances of $C(X_{i.1}, \dots, X_{i.n})$, then structural coupling with the environment could be established. In fact, in this case, $C(X_{i.1}, \dots, X_{i.n})$ would once again activate *Behaviour*_{*i*}(*M*_{*j*}) which would in turn produce new internal states in *M*_{*j*} of the same category as those that have been generated as a counter-reaction to the environment (Figure 8).

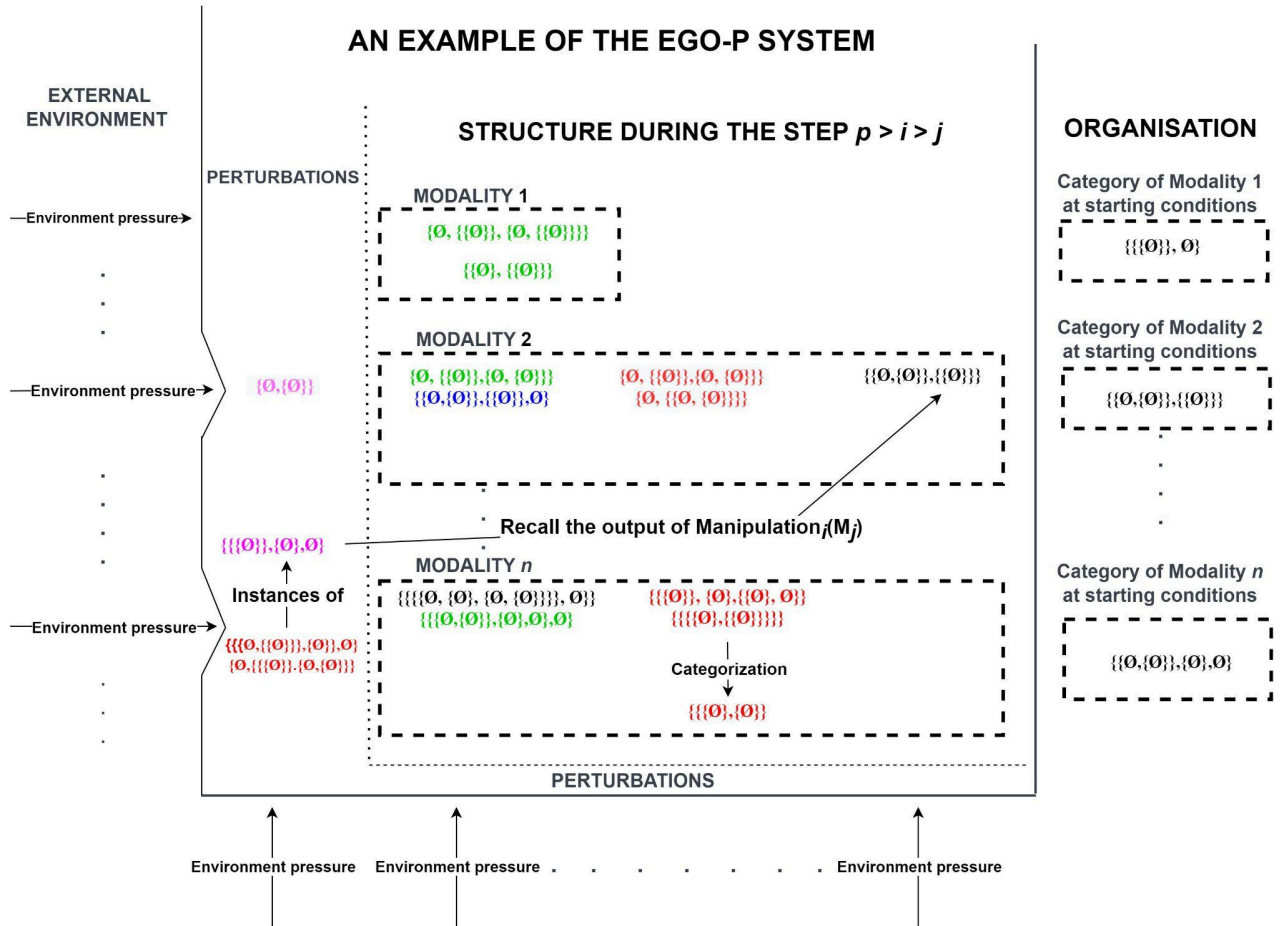


Figure 7a. Manipulation _{i} (M_j) output recall. In this example, at the current step $p > i > j$, we have a Modality 2 disequilibrium with two internal states that comply with the organisation and two that do not comply with it. Modality n is the one perturbed at the current step p and is also in a condition of disequilibrium. Such perturbations are all instances of category $\{\{\{\emptyset\}\}, \{\emptyset\}, \emptyset\}$ (in violet) that had been produced at the previous step i . Under these conditions, EGO-P does not give rise to a manipulation process, but recalls the output of Manipulation _{i} (M_j), generated at step i , to immediately execute Behaviour _{i} (M_j).

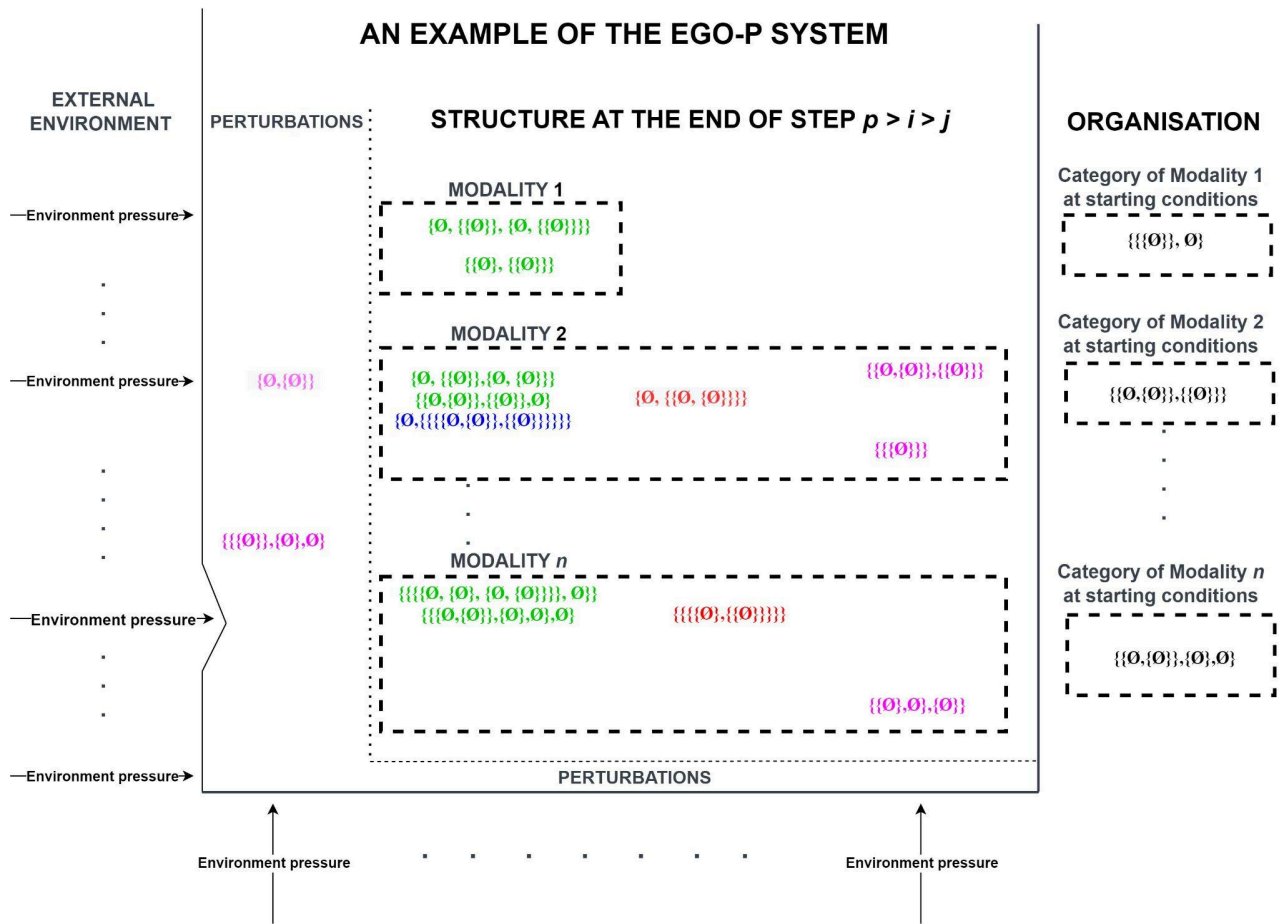


Figure 7c. End of step $p > i > j$. At the end of step p , the internal states of Modality 2 that did not satisfy the organisation and which were used by $Behaviour_i(M_j)$ to produce new internal states that do satisfy it have been removed. One recess in the system boundary has also been removed, as Modality 2 now has three internal states that comply with the organisation, the way it was at the starting conditions. The category $\{\{\{\emptyset\}\}, \{\emptyset\}, \emptyset\}$ (in violet) that was generated by the categorization of perturbations at step i is now a perceptual symbol.

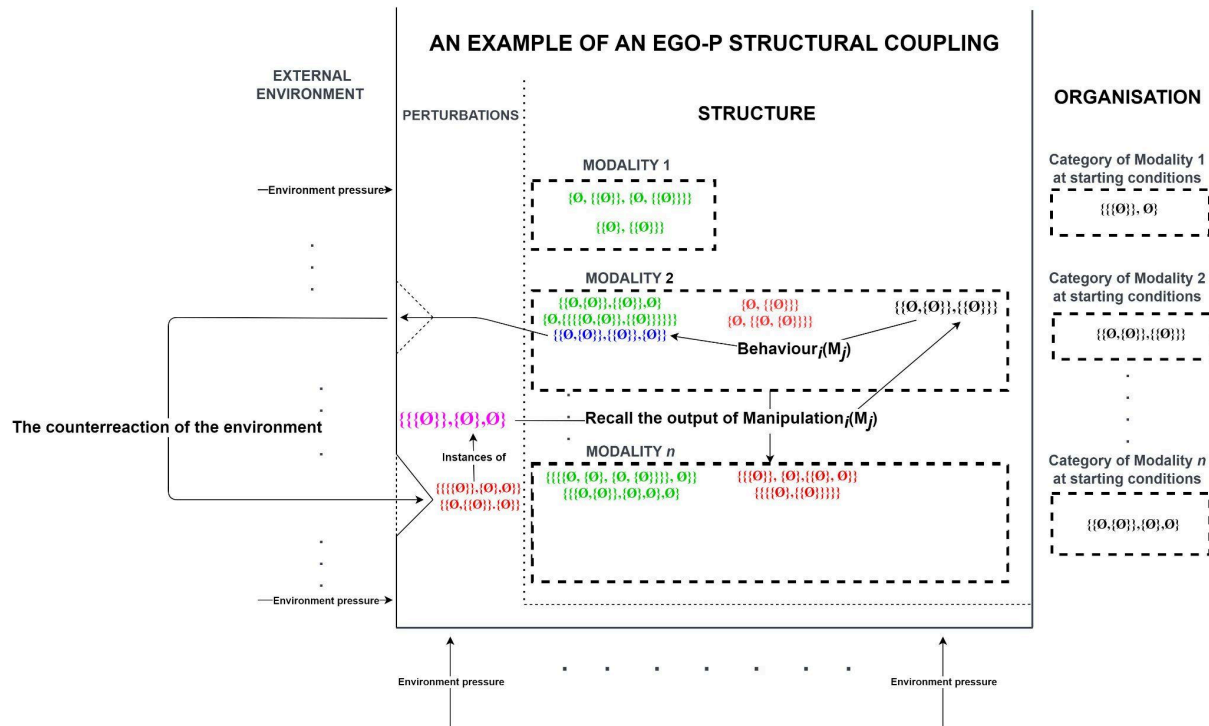


Figure 8. Structural coupling. At step $p > i > j$, perturbations are instances of perceptual symbol $\{\{\{O\}\}, \{O\}, O\}$. *Behaviour_i(M_j)* is immediately executed producing a new internal state of Modality 2 complying with the organisation. If the removal of this recess produces a reaction from the environment that produces new perturbations that are still instances of the perpetual symbol $\{\{\{O\}\}, \{O\}, O\}$, *Behaviour_i(M_j)* is again executed, making it possible to initiate a structural coupling between EGO-P and the environment. In this case, the perceptual symbol $\{\{\{O\}\}, \{O\}, O\}$ becomes an 'object'.

In summary: the transition from category to perceptual symbol occurs when exogenous perturbations recall from memory a category already associated with certain behaviours. A perceptual symbol becomes an objective symbol if it represents not only the association between the categorised perturbations and certain behaviours of the system, but also a structural coupling of these behaviours with such types of perturbations: the behaviours of the system and perturbations enter in a recursive cycle where both are stabilised and where their connection is represented by the perceptual symbol. In other words, the phenomenon of 'objects' of 'reality' arises from perceptual symbols that represent stable circular links between behaviours and exogenous perturbations. This hypothesis is quite consistent with Maturana's theory (1995 pp. 154–156, 1990a pp. 15–16). In the next section, we shall see that the transition from perceptual symbol to 'image' occurs when an entire objective symbol is memorised.

5.6. Mental images, simulation and selective attention

As described above, the memory of categories allows the formation of perceptual symbols, that is, stable associations between exogenous perturbations and behaviours. The memory of perceptual symbols allows the formation of objective symbols, that is, the formation of stable associations between behavioural reactions and counter-reactions from the environment. Through objective symbols, the reaction is no longer immediately linked to the defence of the

organisation, but occurs by considering the counter-reactions from the environment: the preservation of the organisation is not an immediate goal, but is pursued through the manipulation of the object. However, at this level, EGO-P does not yet have the ability to choose through possible alternatives. We consider objective symbols as the result of automatic reactions. In fact, the recognition of categories of exogenous perturbations, their association with effective behaviours and the structural coupling with the counter-reactions from the environment are automatic cognitive processes. They would allow us to address the problems of Psychology focused on “situated” cognition in operational contexts (Roth & Jornet, 2013, Bereiter 2021) but would not be able to represent mental phenomena “off line”, i.e. decoupled from the operational context, such as abstract thinking or “daydreaming” (Wilson, 2002). In order for EGO-P to have this potential, it is necessary to introduce processes similar to the phenomenon of "mental images".

In EGO-P, a mental image is a memory of an objective symbol triggered by endogenous perturbations. The memory from which the mental image is born therefore differs from the memory from which the perceptive and objective symbols are born, because the first is triggered by endogenous perturbations and not by exogenous ones, and because it recalls objective symbols instead of categories or perceptual symbols. In other words, unlike objective symbols, images are not immediately associated with perceptions. Expressing themselves with the vocabulary of the external observer, objective symbols that are not images are used to recognize 'objects' and immediately react to them, while images are used to recall 'objects' from memory. This interpretation is consistent with Damasio's (1999) concept of image and his somatic marker hypothesis (Damasio, 1994), given that an image is associated with possible behaviours and not actual behaviours.

In EGO-P, the phenomenon of endogenous perturbations is linked to a type of processes that are called "emotional chains", which are described in Supplementary Material 2. The emotional chains begin with the endogenous perturbations of the internal states of a given modality. These perturbations are self-induced by the system to dispose of redundancies in internal states Z_s - i.e. those that do not respect the organisation. For this purpose, the system simulates a perturbation of internal states that comply with the organisation to verify whether this generates conditions that allow the use of excess Z_s to restore those internal states altered in a self-induced way. The simulations consist of set-theoretic operations on assemblies. If the simulation is successful, endogenous perturbations actually take place and behaviours are started. An emotional chain generates an image when some $Z_{i.1}, \dots, Z_{i.l}$ involved in the simulation are instances of a $C(Z_{i.1}, \dots, Z_{i.l})$ emerging with $X_{i.1}, \dots, X_{i.n}$ instances of a category $C(X_{i.1}, \dots, X_{i.n})$ that became an objective symbol. In the simulation, this objective symbol $C(X_{i.1}, \dots, X_{i.n})$ is recalled by memory and becomes a mental image.

The introduction of the phenomenon of simulation into the PSS is susceptible to the criticism advanced by Barbara Landau (1999), since PSS does not explain how simulation is grounded in experience. The perceptual origin of the simulation remains unclear and this is a limit for the PSS, as it assumes that cognition originates in perception. Instead, we have seen how simple it is to trace the origin of simulation and imagination back to perception in

EGO-P, thanks to the epistemological presuppositions of EGO and to the E-language. The epistemological presuppositions make it possible to trace imagination and simulation back to the homeostatic reaction to perception. The self-reference theorem of the E-language allows us to present a hypothesis for the phenomenon of memory, which is indispensable for imagination.

Finally, selective attention ends up being a false problem in EGO-P. In section 5.4, we saw that the process of categorising perturbations already involves selective attention, since the system must select subassemblies that are common aspects of the assemblies to be categorised. This not only happens during the categorization process, but every time the system searches for some set relationship between assemblies. All EGO-P activity is based on the search for set relationships and therefore, on selective attention.

5.6. Final considerations

EGO represents first and foremost a tool for formalising cognitive models and allowing their implementation on digital media. To illustrate its operating philosophy, we presented the EGO-P algorithm to show how EGO can be used to formalise hypotheses about phenomena such as categorization, symbol formation, 'object' representation, memory, imagination and selective attention. The EGO framework is nevertheless very flexible and can support different theories. All they need is to use E-language, and share the Hebbian concept of assembly along with that of cognition as a reaction to perturbations of relationships that are vital for the system proposed by Maturana and Damasio.

Even though it was created to formalise theories of cognition, we believe that EGO also has the potential to be used in the field of AI. In light of the epistemological premises of EGO, current AI techniques cannot represent a way to formalise cognitive processes, because they adopt the perspective of the observer external to the system and not that of the system, which is the one arising from its need to preserve the conditions required for its survival. The very definition of "intelligent machine" given by Turing (2007) adopts the point of view of the external observer. In a nutshell, according to Turing, if a human being is unaware that they are interacting with a machine and thinks they are interacting with another human being, then the machine can be defined as intelligent. This position has led research to focus on the performances of the system and not on the origin of cognitive phenomena. With EGO, we hope to contribute to filling the void that has been created in this way.

References

- Barsalou, L. (1999). Perceptual symbol systems. *Behavioral and Brain Sciences*, 22(4), 577-660. doi: 10.1017/S0140525X99002149
- Barsalou, L. W. (2005). Abstraction as dynamic interpretation in perceptual symbol systems. In *Building object categories in developmental time* (pp. 407-450). Psychology Press.
- Barsalou, L. W. (2008b). Grounded Cognition. *Annual Review of Psychology*, 59: 617-45. doi: <https://doi.org/10.1146/annurev.psych.59.103006.093639>

- Barsalou, L. W. (2008a). Cognitive and neural contributions to understanding the conceptual system. *Current Directions in Psychological Science*, 17(2), 91-95. doi: <https://doi.org/10.1111/j.1467-8721.2008.00555.x>
- Barsalou, L. W. (2020). Challenges and opportunities for grounding cognition. *Journal of Cognition*, 3(1). doi: 10.5334/joc.116
- Bereiter, C. (2021). Situated cognition and how to overcome it. In *Situated cognition* (pp. 281-300). Routledge.
- Buzsáki, G. (2019). *The brain from inside out*. Oxford University Press.
- Cassirer, E. (1971). *Das Erkenntnisproblem*. Yale University Press, New Haven, Conn. (U.S. A.), vol. 1.
- Cassirer, E. (1953a). *Storia della filosofia moderna*. Einaudi Editore, Torino, vol. 2.
- Cassirer E (1953b). *Substance and Function and Einstein's Theory of Relativity*. New York, Dover.
- Damasio, A.R. (1994). *Descartes' Error: Emotion, Reason and the Human Brain*. Avon Books, New York.
- Damasio, A.R. (1999). *The Feeling of What Happens: Body and Emotion in the Making of Consciousness*. Harcourt Brace, New York.
- Diba, K. & Buzsáki, G. (2007). Forward and reverse hippocampal place-cell sequences during ripples. *Nat Neurosci* 10, 1241–1242. doi: <https://doi.org/10.1038/nn1961>
- Edelman, G.M., & Tononi, G. (2000). *A Universe of Consciousness: How matter becomes imagination*. Basic Books, NY.
- Eliasmith, C. (2013). *How to build a brain: A neural architecture for biological cognition*. OUP USA.
- Hebb, D.O. (1949). *The Organization of Behavior: A Neuropsychological Theory*. John Wiley & sons, NY; Chapman & Hall, London.
- Hopfield, J. J. (1982). Neural networks and physical systems with emergent collective computational abilities. *Proceedings of the national academy of sciences*, 79(8), 2554-2558. doi: <https://doi.org/10.1073/pnas.79.8.2554>
- Kauffman, L. (2003). Eigenforms-Objects as tokens for eigenbehaviors. *Cybernetics & Human Knowing*, 10(3-4), 73-90. Retrieved from <https://www.ingentaconnect.com/content/imp/chk/2003/00000010/F0020003/art00006>
- Kleyko, D., Rachkovskij, D., Osipov, E., & Rahimi, A. (2022). A Survey on Hyperdimensional Computing aka Vector Symbolic Architectures, Part I: Models and Data

Transformations. *ACM Computing Surveys*, 55(6) 6, 1-40. Publication date: December 2022. doi: <https://doi.org/10.1145/3538531>

Kleyko, D., Rachkovskij, D., Osipov, E., & Rahimi, A. (2023). A survey on hyperdimensional computing aka vector symbolic architectures, part ii: Applications, cognitive models, and challenges. *ACM Computing Surveys*, 55(9), 1-52. doi: <https://doi.org/10.1145/3558000>

Landau, B. (1999). Reinventing a broken wheel. *Behavioral and Brain Sciences*, 22(4), 623-624. doi: <https://doi.org/10.1017/S0140525X99372149>

Man, K., & Damasio, A. (2019). Homeostasis and soft robotics in the design of feeling machines. *Nature Machine Intelligence*, 1(10), 446-452. doi: <https://doi.org/10.1038/s42256-019-0103-7>

Martin, A. (2016). GRAPES—Grounding representations in action, perception, and emotion systems: How object properties and categories are represented in the human brain. *Psychonomic bulletin & review*, 23, 979-990. doi: <https://doi.org/10.3758/s13423-015-0842-3>

Maturana, H.R. & Varela F. J. (1987). *The tree of knowledge: The biological roots of human understanding*. Boston: Shambhala.

Maturana, H.R. & Varela F. J. (1980). *Autopoiesis and cognition*. London: Reidel Publishing Company.

Maturana, H.R. (1995). Biology of self-consciousness. In: Trautteur G. (ed) *Consciousness: distinction and reflection*. Bibliopolis, Naples.

Maturana, H.R. (1978). Biology of language: the epistemology of reality. In: Miller GA, Elizabeth L (eds) *Psychology and biology of language and thought: essays in Honor of Eric Lenneberg*. Academic Press, New York, pp. 27–63. Retrieved from: <https://systemika.g-i.cz/record/1651/files/Maturana.%20Humberto%20-%20Biology%20of%20Language%20the%20Epistemology%20of%20Reality.pdf>

Maturana HR (1988a) *Reality: the search for objectivity or the quest for a compelling argument*. *Irish J Psychol* 9(1):25–82. doi: <https://doi.org/10.1080/03033910.1988.10557705>

Maturana, HR (1988b) Ontology for observing: the biological foundations of self consciousness and the physical domain of existence. In: *Proceedings of the Conference on Texts in Cybernetic Theory*, American Society for Cybernetics, Felton, CA, pp 18–23. Retrieved from: <https://pdfs.semanticscholar.org/b197/549e065158d8102ca973ae705ad8f0082e14.pdf>

Maturana, H.R. (1990a). Science and Daily Life: The Ontology of Scientific Explanations. In: Krohn, W., Küppers, G., Nowotny, H. (eds) *Selforganization. Sociology of the Sciences*, vol 14. Springer, Dordrecht. doi: https://doi.org/10.1007/978-94-017-2975-8_2

Maturana HR (1990b) *Biología de la Cognición y Epistemología*. Universidad de la Frontera, Temuco, Chile. Retrieved from:

<https://es.slideshare.net/Longsthride/biologia-de-la-cognicion-y-epistemologia-humberto-maturana>

Maturana HR (2001) *Emociones y Lenguaje en Educación y Política*. Santiago de Chile: Ediciones Dolmen. Retrieved from:

https://des-juj.infed.edu.ar/sitio/upload/Maturana_Romesin_H_-_Emociones_Y_Lenguaje_En_Educacion_Y_Politica.pdf

Mendelson, E. (2015). *Introduction to Mathematical Logic*. CRC Press, NY.

Moerland, T.M., Broekens, J. & Jonker, C.M. (2018) Emotion in reinforcement learning agents and robots: a survey. *Machine Learning* 107: 443–480. doi:

<https://doi.org/10.1007/s10994-017-5666-0>

Moser, E. I., Kropff, E., & Moser, M. B. (2008). Place cells, grid cells, and the brain's spatial representation system. *Annu. Rev. Neurosci.*, 31, 69-89. doi:

<https://doi.org/10.1146/annurev.neuro.31.061307.090723>

Pinel, J. P. (2022). *Biopsychology*. Pearson education.

Popper K.R., Eccles, J. C. (1985). *The Self and Its Brain*. Springer.

Roth, W. M., & Jornet, A. (2013). Situated cognition. *Wiley Interdisciplinary Reviews: Cognitive Science*, 4(5), 463-478. doi: <https://doi.org/10.1002/wcs.1242>

Shields, C. J. (Ed.). (2016). *Aristotle: De Anima*. Oxford University Press.

Sutton, R. S., & Barto, A. G. (2018). *Reinforcement learning: An introduction*. MIT press.

Totaro, P. (2021). “Emotion, rationality, and social identity: a theoretical–methodological proposal for a cognitive approach”, *Cognitive Processing*, vol. 22, pp. 579–592, Nov. 2021, doi: <https://doi.org/10.1007/s10339-021-01030-9>

Totaro, P. and Ninno, D. (2020). “Biological Recursion and Digital Systems: Conceptual Tools for Analysing Man-Machine Interaction”, *Theory, Culture & Society*, vol. 37, no. 5, pp. 27-49, May 2020, doi: [10.1177/0263276420915264](https://doi.org/10.1177/0263276420915264)

Turing, A. M. (1950). Computing machinery and intelligence. *Mind*, 59(236), 433-460. doi: <https://doi.org/10.1093/mind/LIX.236.433>

Von Foerster, H. (2003). Objects: tokens for (eigen-) behaviors. *Understanding understanding: Essays on cybernetics and cognition*, 261-271.

Wilson, M. (2002). Six views of embodied cognition. *Psychonomic bulletin & review*, 9, 625-636. doi: <https://doi.org/10.3758/BF03196322>

SUPPLEMENTARY MATERIAL 1

E-language self-reference

A self-referential language reducing set equality to propositional logic

Paolo Totaro

Federal University of Alagoas - Brazil
paolototaro1@gmail.com

Alberto Mangiante

FBC - Utility Management - Italy
mangiante.alberto@gmail.com

ABSTRACT

This paper introduces a formal language called “E-language” that has the property of self-reference without resorting to Gödel’s numbering or to any other type of encoding of its strings. Well-Formed Formulas (WFFs) in the E-language can be interpreted as sets represented by the listing method. WFFs can also be interpreted as sentences of truth-functional propositional logic. The self-reference of the E-language is due to this possible double interpretation of its WFF. In this work, we prove that given any two WFFs, a third WFF is a tautology or a contradiction if and only if the first two WFFs respectively represent equal or not equal sets. In other words, the set equality predicate has been reduced to a sentence for propositional logic, which remains a set represented by the listing method. In the final discussion we show how, starting from equality, all other main set relations and functions can be reduced to propositional calculus. The E-language was created as part of a project that aims to develop an algorithm based on the concept of autopoiesis, and on the simulation of emotional processes. In this project, the algorithm processes are not statistical functions but logical relations and operations of classical set theory.

Keywords: self-reference, set theory, propositional logic, autopoiesis.

1. INTRODUCTION

This paper introduces a formal language called “E-language” that has the property of self-reference without resorting to Gödel’s numbering or to any other type of encoding of its strings. The self-reference of the E-language is obtained through the manipulation rules of its strings. Starting from two assigned strings, they allow the generation of a third string which establishes whether set relationships are present between the first two.

The creation of the E-language is part of a larger project [1] which aims to develop an algorithm that emulates both autopoietic biological processes, as theorized by Humberto Maturana [2-3], and neurological processes based on emotions as described by Antonio Damasio [4-5]. We believe that to achieve this result, it is of fundamental importance that the algorithm uses an object language that allows the generation of self-referential strings without departing from the intuitive morphological representation and manipulation of such strings.

The algorithm being developed is called EGO (Environment Generative Operator) [1]. EGO does not interact directly with the external environment, but with internal configurations generated by the algorithm itself in response to external pressure. EGO's only goal is to preserve the equilibrium of its internal structure (homeostasis) that is continuously threatened by internal perturbations triggered by pressures from the external environment.

Maturana and Damasio's theories have one common principle: the self-reference of the biological system to preserve its homeostatic invariance in the face of the pressure of the external environment [6-7]. Cognition arises from the relation between the invariances and variations of a living organism, the variations being used by the living system to preserve the invariances. In Maturana's theory [2-3], these processes are described as variations of the "structure" to preserve the "organization" of the living system; in Damasio's Theory [4-5], it is given by emotions as variations of neuronal areas that are functional to maintain the invariances in areas that would constitute the "self" of a living organism.

Many authors argue that, in the development of artificial cognitive systems, we must focus on homeostasis and emotions [8-9]. To proceed in this direction, it is necessary for an artificial intelligence system to be able to both react to the pressures of the external environment to preserve its homeostasis, and to evaluate such reactions. These two functions are respectively called the "external motivations" and "internal motivations" of the system's behavior [9]. Current studies elaborate both external and internal motivations through statistical procedures [9]. We believe it is necessary to integrate statistical procedures with procedures that emulate the feeling of absolute certainty that is proper to emotional motives.

The strings of E-language can be both interpreted as: 1) sets represented by the listing method and 2) sentences of truth-functional propositional logic. Interpretation 1 allows the intuitive understanding and manipulation of E-language strings; the preservation of homeostasis (external motivations) can therefore be researched in the relations between sets, and not in the statistical minimization of error. Interpretation 2 and self-reference allow the evaluation of the algorithm results (internal motivations) in terms of truth values, without resorting to statistical procedures.

This work focuses on the E-language and its self-reference. The E-language alphabet comprises four symbols: ' \emptyset '; '{'; '}''; ',''. Starting from this alphabet, every finite set generated recursively starting from the empty set and represented with the listing method is defined as a Well-Formed Formula (WFF) of the E-language. We will show that any WFF can be interpreted both as a set represented with the listing method, and as a sentence for the first-order propositional logic. We will also prove that any two WFFs of the E-language interpreted as sets are equal or not equal if and only if (iff) a third WFF interpreted as a logic sentence is respectively a tautology or a contradiction. In other words, the predicate of set equality is reduced to truth-value functions that remain sets represented by the listing method. The E-language shares some analogies with the language created by Spencer-Brown [10], whose properties were later developed by Kauffman [11]. Compared to the language developed by Spencer-Brown and Kauffman, the E-language has the advantage of self-reference, which is not yet demonstrated in Spencer-Brown and Kauffman's system. Furthermore, the self-reference of the E-language is obtained without using the Gödelization of its WFFs.

2. E-LANGUAGE

The four bold symbols ' \emptyset ', ',', '{', and '}' - which can be read as "empty", "comma", "opening

bracket” and “closing bracket” - constitute the “alphabet” of the E-language. They are used in bold to differentiate them from the analogue symbols of the metalanguage used to describe the E-language. We call E-expression a finite sequence of such symbols. Italic uppercase letters with eventual subscripts are used as variables that represent E-expressions.

Definition 1. [WFFs Definition]

We call Well Formed Formulas (WFFs) the following E-expression:

- a) \emptyset .
- b) If X_1, \dots, X_n with $n \geq 1$ are WFFs, then $\{X_1, \dots, X_n\}$ is a WFF.
- c) An E-expression is a WFF if and only if it necessarily results from conditions (a) and (b).

Example 1.

Some of the infinite WFFs are: $\{\emptyset, \emptyset\}$; $\{\emptyset\}$; $\{\emptyset, \{\emptyset\}\}$; $\{\{\emptyset, \{\emptyset\}\}\}$ etc.

2.1. INTERPRETATION OF WFFS AS SETS

WFFs can be interpreted as sets built from the primitive term \emptyset .

Definition 2. [Definition of $X = Y$]

A WFF X is ‘equal’ to a WFF Y (and we write $X = Y$) iff:

- a) X is \emptyset and Y is \emptyset .
- b) X is $\{X_1, \dots, X_m\}$, Y is $\{Y_1, \dots, Y_n\}$, and for each X_i , with $1 \leq i \leq m$, there is at least one Y_j , with $1 \leq j \leq n$ such that $X_i = Y_j$, and for each Y_j , with $1 \leq j \leq n$, there is at least one X_i with $1 \leq i \leq m$ such that $Y_j = X_i$.

When and only when a WFF X is not equal to a WFF Y we write $X \neq Y$.

It is evident that the equality relation of definition 2 is reflexive, symmetric, and transitive.

Example 2.

$X = \{\emptyset, \{\emptyset\}, \{\emptyset, \{\emptyset\}\}\} = Y = \{\{\{\emptyset\}, \emptyset\}, \emptyset, \{\emptyset\}, \emptyset\}$. In fact, $X_1 = Y_2 = Y_4$ since $\emptyset = \emptyset$ by def. 2a; $X_2 = Y_3$ because $\{\emptyset\} = \{\emptyset\}$ by def. 2b, since $\emptyset = \emptyset$ by def. 2a; finally, $X_3 = Y_1$, that is $\{\emptyset, \{\emptyset\}\} = \{\{\emptyset\}, \emptyset\}$. In fact, if U is $\{\emptyset, \{\emptyset\}\}$ and V is $\{\{\emptyset\}, \emptyset\}$, $U_1 = V_2$ since $\emptyset = \emptyset$ and $U_2 = V_1$ since $\{\emptyset\} = \{\emptyset\}$.

We shall point out that, because of definition 2, for any WFF X , $\{X, \dots, X\} = \{X\}$.

Definition 3. [Membership relation]

A WFF X is a ‘member’ of a WFF Y (and we write $X \in Y$) iff $Y = \{Y_1, \dots, Y_n\}$ and there is one Y_j , with $1 \leq j \leq n$, such that $X = Y_j$.

When and only when a WFF X is not a member of a WFF Y , we write $X \notin Y$.

The \emptyset symbol corresponds to the empty set. In fact, per definition 1, all WFFs are built from \emptyset , and thus, per definition 3, we cannot have $X \in \emptyset$ for WFF X .

For the following definitions, theorems, and proofs, we will use natural language and not the notation normally used by first-order logic. This preference is meant to avoid confusion between the symbols

of the logical operators that we will define as abbreviations of WFFs, and the symbols of first-order logic operators that we should have used in the metalanguage.

By definition 2 and definition 3, the classical definition of set equality derives as a theorem.

Theorem 1. [Classical definition of set equality as a theorem]

For each X and Y WFFs, $X = Y$ iff, for each WFF Z , $Z \in X$ iff $Z \in Y$.

Proof.

By induction on definition 1.

Hypothesis: WFF X is \emptyset and WFF Y is \emptyset .

1. $\emptyset = \emptyset$.
2. $X = Y$.
3. For each WFF Z , $Z \notin \emptyset$.
4. For each WFF Z , $Z \notin X$ and $Z \notin Y$.
5. $X = Y$ and for each WFF Z , $Z \notin X$ and $Z \notin Y$.

By def. 2a.

- By 1 and hypothesis.
By def. 3.
By 3 and hypothesis.
By 2 and 4.

Hypothesis: WFF X is \emptyset and WFF Y is $\{Y_1, \dots, Y_n\}$.

1. $\emptyset \neq \{Y_1, \dots, Y_n\}$.
2. $X \neq \{Y_1, \dots, Y_n\}$.
3. $X \neq Y$.
4. For each WFF Z , $Z \notin \emptyset$.
5. For at least one WFF Z , $Z = Y_j \in \{Y_1, \dots, Y_n\}$.
6. For at least one WFF Z , $Z \notin \emptyset$ and $Z \in \{Y_1, \dots, Y_n\}$.
7. For at least one WFF Z , $Z \notin X$ and $Z \in Y$.
8. $X \neq Y$ and for at least one WFF Z , $Z \notin X$ and $Z \in Y$.

- By def. 2.
By 1 and hypothesis.
By 1, 2, and hypothesis.
By def. 3.
By def. 2 and def. 3.
By 4 and 5.
By hypothesis and 6.
By 3 and 7.

Hypothesis: WFF X is $\{X_1, \dots, X_m\}$, WFF Y is $\{Y_1, \dots, Y_n\}$, and $X = Y$.

1. For each X_i , there is one Y_j , such that $X_i = Y_j$.
2. For each WFF $Z = X_i$, there is one Y_j , such that $Z = Y_j$.
3. For each WFF Z , $Z \in X$ implies $Z \in Y$.
4. For each Y_j , there is one X_i , such that $Y_j = X_i$.
5. For each WFF $Z = Y_j$, there is one X_i , such that $Z = X_i$.
6. For each WFF Z , $Z \in Y$ implies $Z \in X$.
7. For each WFF Z , $Z \in X$ iff $Z \in Y$.
8. $X = Y$ implies that for each WFF Z , $Z \in X$ iff $Z \in Y$.

- By hypothesis and def. 2a.
By 1 and def. 2b.
By 2 and def. 3.
By hypothesis and def. 2a.
By 4 and def. 2b.
By 5 and def. 3.
By 3 and 6.
By hypothesis and 7.

Hypothesis: WFF X is $\{X_1, \dots, X_m\}$, WFF Y is $\{Y_1, \dots, Y_n\}$, and $X \neq Y$ because there is at least one X_i such that for all Y_j , $X_i \neq Y_j$.

1. For at least one WFF Z , $Z = X_i$ and for all Y_j , $Z \neq Y_j$.
2. For at least one WFF Z , $Z \in X$ and $Z \notin Y$.
3. For at least one WFF Z , is not: $Z \in X$ iff $Z \in Y$.
4. Not for each WFF Z , $Z \in X$ iff $Z \in Y$.
5. $X \neq Y$ implies not for each WFF Z , $Z \in X$ iff $Z \in Y$.

- By hypothesis and def. 2b.
By 1 and def. 3.
By 2.
By 3.
By hypothesis and 4.

Hypothesis: WFF X is $\{X_1, \dots, X_m\}$, WFF Y is $\{Y_1, \dots, Y_n\}$, and $X \neq Y$ because there is at least one Y_j such that for all X_i , $X_i \neq Y_j$.

1. $X \neq Y$ implies not for each WFF Z , $Z \in Y$ iff $Z \in X$.

As for the previous case.

2.2. INTERPRETATION OF WFFS AS STATEMENTS

In addition to representing a set, WFFs represent logical sentences if we interpret them in the following way:

1. \emptyset is a variable that can assume the values **T** or **F**.
2. Let X_1, \dots, X_n be n WFFs, with $n \geq 1$, where the n WFFs can assume the **T** or **F** values; if each of the X_1, \dots, X_n WFFs has the **T** value, then $\{X_1, \dots, X_n\}$ has the **F** value. Otherwise, $\{X_1, \dots, X_n\}$ has the **T** value.

We call **T** and **F** truth values. In the provided interpretation, the “,” symbol assumes the meaning of the NAND operator in the two-valued propositional calculus. Any WFF X will be called an E-sentence when interpreted according to (1)-(2).

For any E-sentence X , we say that X is a tautology (and we write: $\top X$) iff X takes value **T** for any truth value attributed to \emptyset . Similarly, for any E-sentence X , we say that X is a contradiction (and we write: $\perp X$) iff X takes value **F** for any truth value attributed to \emptyset .

Definition 4. [Logical equivalence between E-sentences]

We say that two X and Y E-sentences are logically equivalent when and only when X and Y have the same truth value, while \emptyset varies.

We should recall that according to definition 3, for every WFF X , we have the set equality $\{X, \dots, X\} = \{X\}$. Furthermore, the $\{X, \dots, X\}$ E-sentence is logically equivalent to the $\{X\}$ E-sentence. In fact, if the truth value of X is **T**, both $\{X, \dots, X\}$ and $\{X\}$ are **F**, and if X is **F**, both $\{X, \dots, X\}$ and $\{X\}$ are **T**. This allows any WFF $\{X, \dots, X\}$ to be reduced to $\{X\}$. We therefore introduce the following definition.

Definition 5. [Definition of E-formula]

Any WFF X is an E-formula (EF) iff:

- a) $X = \emptyset$.
- b) $X = \{X_1, \dots, X_n\}$ where $X_i \neq X_j$ iff $i \neq j$.

In other words, EFs are built on WFFs that are not equal to each other.

Example 3.

The WFF represented by $\{\emptyset, \emptyset\}$ is not an EF, while $\{\emptyset\}$ is an EF, even if $\{\emptyset, \emptyset\}$ and $\{\emptyset\}$ are equal in terms of set and are logically equivalent as E-sentences.

Theorem 2. [Equality between EFs as a 1-1 correspondence between their members]

For any $\{X_1, \dots, X_m\}$ and $\{Y_1, \dots, Y_n\}$ EFs, $\{X_1, \dots, X_m\} = \{Y_1, \dots, Y_n\}$ iff, for each $X_i \in \{X_1, \dots, X_m\}$ there is one and only one $Y_j \in \{Y_1, \dots, Y_n\}$ such that $X_i = Y_j$, and vice versa.

Proof.

1. Hypothesis: $\{X_1, \dots, X_m\}$ and $\{Y_1, \dots, Y_n\}$ are EFs, and $\{X_1, \dots, X_m\} = \{Y_1, \dots, Y_n\}$.
If there is not a 1-1 correspondence indicated in the theorem, for at least one $X_i \in \{X_1, \dots, X_m\}$, one $Y_j \in \{Y_1, \dots, Y_n\}$, and one $Y_k \in \{Y_1, \dots, Y_n\}$, should be $X_i = Y_j = Y_k$ with $j \neq k$. Therefore, by def. 5, $\{Y_1, \dots, Y_n\}$ would not be an EF, contradicting the hypothesis. Similarly, if $Y_j = X_i = X_k$.
2. Hypothesis: $\{X_1, \dots, X_m\}$ and $\{Y_1, \dots, Y_n\}$ are EFs, and for each $X_i \in \{X_1, \dots, X_m\}$ there is one and only one $Y_j \in \{Y_1, \dots, Y_n\}$, such that $X_i = Y_j$ and vice versa.
If it were $\{X_1, \dots, X_m\} \neq \{Y_1, \dots, Y_n\}$, by definition 2b for at least one $X_i \in \{X_1, \dots, X_m\}$, it must be $X_i \neq Y_j$ for each $Y_j \in \{Y_1, \dots, Y_n\}$.

By definition 2, $\{X, Y_1, \dots, Y_n\} = \{X, \dots, X, Y_1, \dots, Y_n\}$. Therefore, EF $\{X, Y_1, \dots, Y_n\}$ can be considered as representative of all WFFs $\{X, \dots, X, Y_1, \dots, Y_n\}$, regardless of the number of occurrences of X in the WFF. Furthermore, the interpretation of any of these WFFs as a logical statement always generates the same truth value as the EF that represents them. That is, the propositional calculus is invariant within the equivalence class represented by EF $\{X, Y_1, \dots, Y_n\}$. Therefore, all the theorems proved on EFs are valid for WFFs, and from this moment on, we will focus only on EFs.

2.3. INTRODUCTION TO PROPOSITIONAL CALCULUS OPERATORS

We shall begin by introducing the following EFs abbreviations.

Definition 6. [Introduction of propositional calculus operators]

- a) For every EF X :
 - $\sim X$ stands for $\{X\}$.
- b) For every tuple of EFs X_1, \dots, X_n , with $n \geq 1$:
 - $\{X_1 \wedge \dots \wedge X_n\}$ stands for $\sim\{X_1, \dots, X_n\}$ and thus, for $\{\{X_1, \dots, X_n\}\}$.
 - $\{X_1 \vee \dots \vee X_n\}$ stands for $\{\sim X_1, \dots, \sim X_n\}$ and thus, for $\{\{X_1\}, \dots, \{X_n\}\}$.
- c) For every pair of EFs X_1 and X_2 :
 - $\{X_1 \supset X_2\}$ stands for $\{X_1 \vee \sim X_2\}$ and thus, for $\{X_1, \{X_2\}\}$.
 - $\{X_1 \equiv X_2\}$ stands for $\{\{X_1, \{X_2\}\} \wedge \{X_2, \{X_1\}\}\}$ and thus, for $\{\{\{X_1, \{X_2\}\}, \{X_2, \{X_1\}\}\}\}$.

It is easy to verify that the characters \sim , \wedge , \vee , \supset , and \equiv can be interpreted respectively as the operators of negation, conjunction, disjunction, implication and equivalence in propositional calculus. In fact, when interpreted in this way, the abbreviations have the same truth value as abbreviated EFs.

Theorem 3.

For each X and Y EFs, if $X = Y$, then $\{X \equiv Y\}$ is a tautology; that is, $X = Y$ implies $\top \{X \equiv Y\}$.

Proof

By induction on WFFs definition (def. 1).

Hypothesis: $X = Y = \emptyset$:

1. $\top \{\emptyset \equiv \emptyset\}$. By def.6.
2. $\top \{X \equiv Y\}$. By 1 and the hypothesis.

Hypotheses: X and Y are EFs, $X = Y$, $X = \{X_1, \dots, X_m\}$, and $Y = \{Y_1, \dots, Y_n\}$.

1. $X = \{U_1, \dots, U_k\}$, $Y = \{V_1, \dots, V_m\}$ and $U_1 = V_1, \dots, U_k = V_k$. By hypothesis and Theorem 2.
2. $\top \{U_1 \equiv V_1\}, \dots, \top \{U_k \equiv V_k\}$, By 1 and the inductive hypothesis.
3. $\top \{\{U_1, \dots, U_k\} \equiv \{V_1, \dots, V_k\}\}$. By 2, def. 4, and def.6.
4. $\top \{X \equiv Y\}$. By 3 and 1.

3. E-LANGUAGE SELF-REFERENCE

For each a pair of EFs X and Y , it is always possible to build an E-expression, which is an EF called the ‘‘Equality Evaluator’’, which has the following property: it is a tautology if and only if $X = Y$, it is a contradiction if and only if $X \neq Y$. The following theorems 4 and 5 respectively state that the ‘‘Equality Evaluator’’ is an EF and that it holds the mentioned property.

The proof of Theorem 4 is based on the idea that for each X and Y EFs there is a way to recursively connect their elements with logical equivalence so that we always have the contradiction $\{\emptyset \equiv \{\emptyset\}\}$ if $X \neq Y$, and we never have such contradiction and always have the tautology $\{\emptyset \equiv \emptyset\}$ if $X = Y$. Section 3.1 is devoted to the definition of this way of recursively connecting the elements of X and Y .

3.1. THE DEFINITION OF $\mathfrak{F}^\wedge(X = Y)$

Definition 7. [Definition of $Cont(X)$]

For every EF X , $Cont(X)$ is an EF - which we call “container” of X - defined in the following way:

- a) $Cont(X) = X$ iff X holds at least one member. That is, $Cont(\{X_1, \dots, X_n\}) = \{X_1, \dots, X_n\}$, with $n \geq 1$.
- b) $Cont(X) = \{X\}$ iff X does not hold members. That is, $Cont(\emptyset) = \{\emptyset\}$.

It is very important to note that $Cont(\{\emptyset\}) = \{\emptyset\}$ by def. 7a, and $Cont(\emptyset) = \{\emptyset\}$ by def. 7b. In other words, $Cont(\{\emptyset\}) = Cont(\emptyset) = \{\emptyset\}$.

Definition 8. [Definition of $F(X, Y)$]

$F(X, Y)$ represents any surjective application from $Cont(X)$ to $Cont(Y)$.

Therefore, $F(X, Y)$ constitutes the pairing of each member of $Cont(X)$ with one and only one member of $Cont(Y)$, such that each member of $Cont(Y)$ is paired with at least one member from $Cont(X)$. It is very important to note that according to definition 7 and 8, when X has members and Y has none, $F(X, Y)$ pairs each member of X to the symbol \emptyset . Definitions 7 and 8 have been introduced as they allow to connect the members of an EF X with those of an EF Y even when Y has no members, including the possibility for $\{\emptyset\}$ to be paired with \emptyset . This pairing is the core of Theorem 5, since as a logical sentence, $\{\emptyset\}$ is the negation of \emptyset . The system of definitions that we are illustrating in this section will allow to recursively connect the members of X and Y through logical equivalence so that the contradiction $\{\emptyset \equiv \{\emptyset\}\}$ is generated iff $X \neq Y$.

$F(X, Y)$ is a set of ordered pairs. We represent any member of $F(X, Y)$ by $\langle W_i, Z_j \rangle$, where W_i belongs to $Cont(X)$ and Z_j belongs to $Cont(Y)$. $F(X, Y)$ and $\langle W_i, Z_j \rangle$ are not EFs, but expressions of the metalanguage.

Obviously, there may be no surjective application from $Cont(X)$ to $Cont(Y)$ when the number of members of X is less than those of Y . In this case, in order to maintain a pairing between the members, we must introduce a new definition.

Definition 9. [Definition of $\mathfrak{F}(X, Y)$]

$\mathfrak{F}(X, Y)$ stands for $F(X, Y)$ if there is a surjective application from $Cont(X)$ to $Cont(Y)$. Otherwise, it stands for $F(Y, X)$, always ordering the members in the pairs of $F(Y, X)$ having the member of $Cont(X)$ as the first member of the pair.

By definition 9, each member $\langle W_i, Z_j \rangle$ of $\mathfrak{F}(X, Y)$ is such that W_i belongs to $Cont(X)$ and Z_j belongs to $Cont(Y)$, even when there are no surjective applications from $Cont(X)$ to $Cont(Y)$, but only from $Cont(Y)$ to $Cont(X)$.

$\mathfrak{F}(X, Y)$ is not an EF but an expression of metalanguage.

We can now define $\mathfrak{F}^\wedge(X = Y)$.

Definition 10. [Definition of $\mathfrak{F}^\wedge(X = Y)$]

For every X and Y EFs:

- a) If $Cont(X) = \{X\}$ and $Cont(Y) = \{Y\}$:
 $\mathfrak{F}^\wedge(X = Y)$ stands for $\{X = Y\}$
 where $\langle X, Y \rangle$ is the only pair of $\mathfrak{F}(X, Y)$.
- b) Otherwise:
 $\mathfrak{F}^\wedge(X = Y)$ stands for $\{\{W_1 = Z_1\} \wedge \dots \wedge \{W_k = Z_k\}\}$
 where $\langle W_1, Z_1 \rangle, \dots, \langle W_k, Z_k \rangle$ are the k pairs of a $\mathfrak{F}(X, Y)$.

Theorem 4 of the next section reduces the expression “ $\{X = Y\}$ ” to an EF. Therefore, $\mathfrak{F}^\wedge(X = Y)$ is also an EF.

Example 4.

If $X = \{\emptyset\}$ and $Y = \emptyset$, $Cont(X) = \{\emptyset\}$ by def. 7a, and we also have $Cont(Y) = \{\emptyset\}$ by def. 7b. Therefore, by Def.10a, $\mathfrak{F}^\wedge(X = Y)$ stands for $\{\{\emptyset\} = \emptyset\}$.

Example 5.

If $X = \{\{\emptyset\}\}$ and $Y = \{\emptyset, \{\{\emptyset\}\}\}$, $Cont(X) = \{\{\emptyset\}\}$ and $Cont(Y) = \{\emptyset, \{\{\emptyset\}\}\}$. There is only one surjective application $\mathfrak{F}(X, Y)$ from $Cont(Y)$ to $Cont(X)$, meaning that $\mathfrak{F}(X, Y)$ is given by the two ordered pairs $\langle \{\emptyset\}, \emptyset \rangle$ and $\langle \{\emptyset\}, \{\{\emptyset\}\} \rangle$. Consequently, $\mathfrak{F}^\wedge(X = Y)$ stands for $\{\{\{\emptyset\} = \emptyset\} \wedge \{\{\emptyset\} = \{\{\emptyset\}\}\}$.

3.2. SELF-REFERENCE

Definition 11. [Definition of $\{X = Y\}$]

For any EFs X and Y :

- a) If $Cont(X) = Cont(Y) = \{\emptyset\}$, then:
 $\{X = Y\}$ stands for $\{X \equiv Y\}$.
- b) If $Cont(X) = \{\emptyset\} \neq Cont(Y)$ or $Cont(X) \neq \{\emptyset\} = Cont(Y)$ then:
 $\{X = Y\}$ stands for $\{\{X \equiv Y\} \wedge \mathfrak{F}^\wedge(X = Y)\}$
- c) If $Cont(X) \neq \{\emptyset\}$ and $Cont(Y) \neq \{\emptyset\}$, then:
 $\{X = Y\}$ stands for $\{\{X \equiv Y\} \wedge \{\mathfrak{F}_1^\wedge(X = Y)\} \vee \dots \vee \mathfrak{F}_n^\wedge(X = Y)\}$
 where $\mathfrak{F}_1(X, Y), \dots, \mathfrak{F}_n(X, Y)$ are the n $\mathfrak{F}(X, Y)$ existing between $Cont(X)$ and $Cont(Y)$.

Example 6.

$X = \emptyset$ and $Y = \{\emptyset\}$. Then $Cont(X) = \{\emptyset\}$ by def. 7b, and $Cont(Y) = \{\emptyset\}$ by def. 7a. Then $\{X = Y\}$ stands for $\{\emptyset \equiv \{\emptyset\}\}$ by def. 11a.

Example 7.

$X = \{\emptyset\}$ and $Y = \{\emptyset, \{\emptyset\}\}$. Then $Cont(X) = \{\emptyset\}$ and $Cont(Y) = \{\emptyset, \{\emptyset\}\}$. Thus, there is only one $\mathfrak{F}(X, Y)$, which associates the only member of $Cont(X)$ with the two members of $Cont(Y)$; it is then constituted by the two ordered pairs $\langle \emptyset, \emptyset \rangle$ and $\langle \emptyset, \{\emptyset\} \rangle$. Therefore, $\{\{\emptyset\} = \{\emptyset, \{\emptyset\}\}\}$ represents the EF obtained by the following steps:

$$\begin{aligned} \{\{\emptyset\} = \{\emptyset, \{\emptyset\}\}\} & \text{ stands for } \{\{\{\emptyset\} \equiv \{\emptyset, \{\emptyset\}\}\} \wedge \mathfrak{F}^\wedge(\{\emptyset\} = \{\emptyset, \{\emptyset\}\})\} & \text{def.} \\ 11b. & & \\ & \text{ stands for } \{\{\{\emptyset\} \equiv \{\emptyset, \{\emptyset\}\}\} \wedge \{\{\emptyset = \emptyset\} \wedge \{\emptyset = \{\emptyset\}\}\}\} & \text{def.} \\ 10b. & & \end{aligned}$$

stands for $\{\{\{\emptyset\} \equiv \{\emptyset, \{\emptyset\}\}\} \wedge \{\{\emptyset \equiv \emptyset\} \wedge \{\emptyset \equiv \{\emptyset\}\}\}\}$ def.

11a.

Theorem 4. [$\{X = Y\}$ is an EF]

Given any X and Y EFs, $\{X = Y\}$ is an EF.

Proof

Let's proceed by induction on WFFs definition (def. 1).

Hypothesis: X is \emptyset and Y is \emptyset .

1. $Cont(X) = Cont(Y) = \{\emptyset\}$. By hypothesis and def. 7b.
2. $\{X = Y\}$ stands for $\{\emptyset \equiv \emptyset\}$. By hypothesis, 1, and def. 11a.
3. $\{\emptyset \equiv \emptyset\}$ is an EF. By def. 6.
4. $\{X = Y\}$ is an EF. By 2 and 3.

Hypothesis: X is an EF, X is $\{X_1\}$, X_1 is not \emptyset , and Y is \emptyset .

1. $Cont(X) = \{X_1\} \neq Cont(Y) = \{\emptyset\}$. By hypothesis and def. 7.
2. $\{X = Y\}$ stands for $\{\{X \equiv \emptyset\} \wedge \mathfrak{F}^\wedge(X = Y)\}$. By hypothesis, 1, and def. 11b.
3. $\mathfrak{F}^\wedge(X = Y)$ stands for $\{X_1 = \emptyset\}$. By hypothesis, 1, and def. 10a.
4. $\{X_1 = \emptyset\}$ is an EF. By inductive hypothesis.
5. $\mathfrak{F}^\wedge(X = Y)$ is an EF. By 3 and 4.
6. $\{X \equiv \emptyset\}$ is an EF. By def. 6.
7. $\{\{X \equiv \emptyset\} \wedge \mathfrak{F}^\wedge(X = Y)\}$ is an EF. By 5, 6 and def. 6.
8. $\{X = Y\}$ is an EF. By 2 and 7.

Hypothesis: X is an EF, $X = \{X_1, \dots, X_m\}$ and Y is \emptyset , where $m > 1$.

1. $Cont(X) = \{X_1, \dots, X_m\}$. By hypothesis and def. 7a.
2. $Cont(Y) = \{\emptyset\}$. By hypothesis and def. 7b.
3. $\{X = Y\}$ stands for $\{\{X \equiv \emptyset\} \wedge \mathfrak{F}^\wedge(X = Y)\}$. By 1, 2, and def. 11b.
4. $\mathfrak{F}^\wedge(X = Y)$ stands for $\{\{X_1 = \emptyset\} \wedge \dots \wedge \{X_m = \emptyset\}\}$. By 2, 3, and def. 10b.
5. $\{X_1 = \emptyset\}, \dots, \{X_m = \emptyset\}$ are EFs. By 4 and inductive hypothesis.
6. $\{\{X_1 = \emptyset\} \wedge \dots \wedge \{X_m = \emptyset\}\}$ is an EF. By 5 and def. 6.
7. $\{X \equiv \emptyset\}$ is an EF. By def. 6.
8. $\{\{X \equiv \emptyset\} \wedge \mathfrak{F}^\wedge(X = Y)\}$ is an EF. By 4, 6, 7, and def. 6.
9. $\{X = Y\}$ is an EF. By 3 and 8.

Hypothesis: X and Y are EFs, $X = \{X_1, \dots, X_m\}$ and $Y = \{Y_1, \dots, Y_l\}$, where $m \geq 1$ and $l \geq 1$.

1. $\{X = Y\}$ stands for $\{\{X \equiv Y\} \wedge \{\mathfrak{F}_1^\wedge(X = Y) \vee \dots \vee \mathfrak{F}_n^\wedge(X = Y)\}\}$. By hypothesis and def. 11c.
2. $\mathfrak{F}_i^\wedge(X = Y)$ stands for $\{\{W_{i1} = Z_{i1}\} \wedge \dots \wedge \{W_{ik} = Z_{ik}\}\}$. By hypothesis and def. 10b.
3. $\{W_{i1} = Z_{i1}\}, \dots, \{W_{ik} = Z_{ik}\}$ are EFs. By inductive hypothesis.
4. $\{\{W_{i1} = Z_{i1}\} \wedge \dots \wedge \{W_{ik} = Z_{ik}\}\}$ is an EF. By 3 and def. 6.
5. $\mathfrak{F}_i^\wedge(X = Y)$ is an EF. By 2 and 4.
6. $\{\mathfrak{F}_1^\wedge(X = Y) \vee \dots \vee \mathfrak{F}_n^\wedge(X = Y)\}$ is an EF. By 5 and def. 6.
7. $\{\{X \equiv Y\} \wedge \{\mathfrak{F}_1^\wedge(X = Y) \vee \dots \vee \mathfrak{F}_n^\wedge(X = Y)\}\}$ is an EF. By 6 and def. 6.
8. $\{X = Y\}$ is an EF. By 1 and 7.

Definition 12.

Let's call M the set of EFs defined as:

- \emptyset belongs to M.
- If an EF X belongs to M, then $\{X\}$ belongs to M.
- An EF belongs to M if and only if it necessarily results from conditions (a) and (b).

Lemma of Theorem 5

Let Y be an EF belonging to M. $\emptyset = Y$ iff the EF $\{\emptyset = Y\}$ is a tautology; and $\emptyset \neq Y$ iff the EF $\{\emptyset = Y\}$ is a contradiction. That is: $\emptyset = Y$ iff $\top \{\emptyset = Y\}$; and $\emptyset \neq Y$ iff $\perp \{\emptyset = Y\}$.

Proof

By induction on M definition.

Hypothesis: $\emptyset = Y$.

- $Cont(Y) = Cont(\emptyset) = \{\emptyset\}$. By hypothesis and def. 7b.
- $\{\emptyset = Y\}$ stands for $\{\emptyset \equiv \emptyset\}$. By 1 and def. 11a.
- $\top \{\emptyset \equiv \emptyset\}$. By def. 6.
- $\top \{\emptyset = Y\}$. By 2 and 3.
- $\emptyset = Y$ implies $\top \{\emptyset = Y\}$. By hypothesis and 4.

Hypothesis: $\emptyset \neq Y = \{\emptyset\}$.

- $Cont(Y) = Cont(\{\emptyset\}) = \{\emptyset\}$. By hypothesis and def. 7a.
- $Cont(\emptyset) = \{\emptyset\}$. By def. 7b.
- $\{\emptyset = Y\}$ stands for $\{\emptyset \equiv \{\emptyset\}\}$. By 1, 2, and def. 11a.
- $\perp \{\emptyset \equiv \{\emptyset\}\}$. By def. 6.
- $\perp \{\emptyset = Y\}$. By 3 and 4.
- $\emptyset \neq Y = \{\emptyset\}$ implies $\perp \{\emptyset = Y\}$. By hypothesis and 5.

Hypothesis: $\emptyset \neq Y = \{Y_1\}$ and $Y_1 \neq \emptyset$.

- $Cont(Y) = Cont(\{Y_1\}) = \{Y_1\} \neq \{\emptyset\}$. By hypothesis and def. 7a.
- $Cont(\emptyset) = \{\emptyset\}$. By def. 7b.
- $\{\emptyset = Y\}$ stands for $\{\{\emptyset \equiv \{Y_1\}\} \wedge \mathfrak{F}^{\wedge}(\emptyset = \{Y_1\})\}$. By 1, 2, and def. 11b.
- $\{\emptyset = Y\}$ stands for $\{\{\emptyset \equiv \{Y_1\}\} \wedge \{\emptyset = Y_1\}\}$. By 1, 2, 3, and def. 10a.
- $\emptyset \neq Y_1$. By hypothesis.
- $\perp \{\emptyset = Y_1\}$. By inductive hypothesis.
- $\perp \{\{\emptyset \equiv \{Y_1\}\} \wedge \{\emptyset = Y_1\}\}$. By 6 and def. 6.
- $\perp \{\emptyset = Y\}$. By 4 and 6.
- $\emptyset \neq Y = \{Y_1\}$ and $Y_1 \neq \emptyset$ implies $\perp \{\emptyset = Y\}$. By hypothesis and 8.

Theorem 5. [Self-reference of the E-language]

Given any two X and Y EFs, $X = Y$ iff $\{X = Y\}$ is a tautology; $X \neq Y$ iff $\{X = Y\}$ is a contradiction. That is: $X = Y$ iff $\top \{X = Y\}$; $X \neq Y$ iff $\perp \{X = Y\}$.

Proof

Let's proceed by induction on WFFs definition (def. 1).

If $X = \emptyset$ and Y is an EF of M the theorem is true for the Lemma.

Hypothesis: $\emptyset = X \neq Y = \{Y_1, \dots, Y_l\}$ where $l \geq 2$.

- $Cont(X) = Cont(\emptyset) = \{\emptyset\}$. By hypothesis and def. 7b.
- $Cont(Y) = Cont(\{Y_1, \dots, Y_l\}) = \{Y_1, \dots, Y_l\}$. By hypothesis and def. 7a.
- $\{X = Y\}$ stands for $\{\{\emptyset \equiv Y\} \wedge \mathfrak{F}^{\wedge}(\emptyset = Y)\}$. By def. 11b.
- $\mathfrak{F}^{\wedge}(\emptyset = Y)$ stands for $\{\{\emptyset = Y_1\} \wedge \dots \wedge \{\emptyset = Y_l\}\}$. By 1, 2, and def. 10b.

5. $Y_i \neq Y_j$, where $i \neq j$. By def. 5.
6. $\emptyset \neq Y_i$ or $\emptyset \neq Y_j$. By 5.
7. $\perp \{\emptyset = Y_i\}$ or $\perp \{\emptyset = Y_j\}$. By 6 and inductive hypothesis.
8. $\perp \{\{\emptyset = Y_i\} \wedge \dots \wedge \{\emptyset = Y_j\}\}$. By 7 and def. 6.
9. $\perp \mathfrak{F}^\wedge(\emptyset = Y)$. By 4 and 8.
10. $\perp \{\{\emptyset \equiv Y\} \wedge \mathfrak{F}^\wedge(\emptyset = Y)\}$. By 9 and def. 6.
11. $\perp \{X = Y\}$. By 3 and 10.
12. $\emptyset = X \neq Y = \{Y_1, \dots, Y_j\}$ implies $\perp \{X = Y\}$. By hypothesis and 11.

Hypothesis: $X = \{X_1, \dots, X_m\} = Y = \{Y_1, \dots, Y_n\}$.

1. $Cont(X) = \{X_1, \dots, X_m\} = Cont(Y) = \{Y_1, \dots, Y_n\}$ By hypothesis and def. 7a.
2. $Cont(X) = \{U_1, \dots, U_k\} = Cont(Y) = \{V_1, \dots, V_m\}$ and $U_1 = V_1, \dots, U_k = V_k$. By 1 and Theorem 5.
3. $\top \mathfrak{F}_i^\wedge(X = Y)$ for one of the $\mathfrak{F}_1(X, Y), \dots, \mathfrak{F}_n(X, Y)$. By 2, def. 10b, and ind. hyp.
4. $\top \{\mathfrak{F}_1^\wedge(X = Y) \vee \dots \vee \mathfrak{F}_n^\wedge(X = Y)\}$. By 3 and def. 6.
5. $\{X = Y\}$ stands for $\{\{X \equiv Y\} \wedge \{\mathfrak{F}_1^\wedge(X = Y) \vee \dots \vee \mathfrak{F}_n^\wedge(X = Y)\}\}$. By def. 11c.
6. $\top \{X \equiv Y\}$. By hypoth. and Theorem 3.
7. $\top \{\{X \equiv Y\} \wedge \{\mathfrak{F}_1^\wedge(X = Y) \vee \dots \vee \mathfrak{F}_n^\wedge(X = Y)\}\}$. By 4, 6, and def. 6.
8. $\top \{X = Y\}$. By 5 and 7.
9. $X = \{X_1, \dots, X_m\} = Y = \{Y_1, \dots, Y_n\}$ implies $\top \{X = Y\}$. By hypothesis and 8.

Hypothesis: $X = \{X_1, \dots, X_m\}$, $Y = \{Y_1, \dots, Y_j\}$, and $X \neq Y$.

1. $Cont(X) = \{X_1, \dots, X_m\} \neq Cont(Y) = \{Y_1, \dots, Y_j\}$. By hypothesis and def. 7a.
2. For every $\mathfrak{F}_1(X, Y), \dots, \mathfrak{F}_n(X, Y)$, there is a X_i and a Y_j such that $X_i \neq Y_j$ By 1, def. 2, and def. 9.
3. $\perp \mathfrak{F}_1^\wedge(X = Y), \dots, \perp \mathfrak{F}_n^\wedge(X = Y)$. By 2 and inductive hyp.
4. $\perp \{\mathfrak{F}_1^\wedge(X = Y) \vee \dots \vee \mathfrak{F}_n^\wedge(X = Y)\}$. By 3 and def. 6.
5. $\{X = Y\}$ stands for $\{\{X \equiv Y\} \wedge \{\mathfrak{F}_1^\wedge(X = Y) \vee \dots \vee \mathfrak{F}_n^\wedge(X = Y)\}\}$. By 1 and def. 11c.
6. $\perp \{\{X \equiv Y\} \wedge \{\mathfrak{F}_1^\wedge(X = Y) \vee \dots \vee \mathfrak{F}_n^\wedge(X = Y)\}\}$. By 4 and def. 6.
7. $\perp \{X = Y\}$. By 5 and 6.
8. $X = \{X_1, \dots, X_m\}$, $Y = \{Y_1, \dots, Y_j\}$, and $X \neq Y$ implies $\perp \{X = Y\}$. By hypothesis and 7.

Example 8.

In Example 7, we have seen that $\{\{\emptyset\} = \{\emptyset, \{\emptyset\}\}\}$ stands for $\{\{\{\emptyset\} \equiv \{\emptyset, \{\emptyset\}\}\} \wedge \{\{\emptyset \equiv \emptyset\} \wedge \{\emptyset \equiv \{\emptyset\}\}\}\}$. Given that $\{\{\{\emptyset\} \equiv \{\emptyset, \{\emptyset\}\}\} \wedge \{\{\emptyset \equiv \emptyset\} \wedge \{\emptyset \equiv \{\emptyset\}\}\}\}$ is a contradiction, we have the set inequality $\{\emptyset\} \neq \{\emptyset, \{\emptyset\}\}$ and the contradiction $\perp \{\{\emptyset\} = \{\emptyset, \{\emptyset\}\}\}$.

4. DISCUSSION

Theorem 5 reduces the equality relationship between sets to a propositional calculus. We shall call EF $\{X = Y\}$ an "equality evaluator" between X and Y . The equality evaluator is an EF that states whether EF X , interpreted as a set, is equal to EF Y interpreted as a set.

Starting from an equality evaluator such as $\{X = Y\}$, it is always possible to reconstruct the X and Y EFs arguments of the evaluator. In fact, one of the logical equivalences present in the conjunction where the evaluator is solved is precisely $\{X \equiv Y\}$, thus allowing us to reconstruct the X and Y EFs that are the objects of evaluation. Therefore, an automatic computation system keeping the evaluators in its memory could always go back to the EFs that originated the evaluator. Starting from the equality evaluator, it is easy to define the evaluators of all set relations and operations. In particular:

Definition 13. [Definition of $\{X \in Y\}$]

- a) For every EF X and every EF Y such that $Y = \{Y_1\}$:
 $\{X \in Y\}$ stands for $\{X = Y_1\}$;
- b) For every EF X and every EF Y such that $Y = \{Y_1, \dots, Y_n\}$ where $n > 1$,
 $\{X \in Y\}$ stands for $\{\{X = Y_1\} \vee \dots \vee \{X = Y_n\}\}$.

By Theorem 5, the EF represented by $\{X \in Y\}$ is a tautology when set X is a member of set Y , and it is a contradiction when set X is not a member of set Y . In fact, by def. 3, if X is a member of Y , at least one of the equalities $X = Y_1, \dots, X = Y_n$, must be true. For Theorem 5, at least one of the EFs $\{X = Y_1\}, \dots, \{X = Y_n\}$ must be a tautology. By def. 6, $\{\{X = Y_1\} \vee \dots \vee \{X = Y_n\}\}$ is a tautology. If, instead, X is not a member of Y , all inequalities $X \neq Y_1, \dots, X \neq Y_n$ must be true. Therefore, for Theorem 5, all EFs $\{X = Y_1\}, \dots, \{X = Y_n\}$ must be contradictions. Thus, for def. 6, $\{\{X = Y_1\} \vee \dots \vee \{X = Y_n\}\}$ is a contradiction.

Definition 14. [Definition of $\{X \subseteq Y\}$]

For every EF $X = \{X_1, \dots, X_m\}$ and EF $Y = \{Y_1, \dots, Y_n\}$, with $n \geq 1$ and $m \geq 1$:

$$\{X \subseteq Y\} \text{ stands for } \{\{X_1 \in Y\} \wedge \dots \wedge \{X_m \in Y\}\}.$$

According to def. 14, $\{X \subseteq Y\}$ represents an EF only when $X \neq \emptyset$ and $Y \neq \emptyset$. By Theorem 5, def. 6, and def. 13, the EF represented by $\{X \subseteq Y\}$ is a tautology when X is a *subset* of Y , and it is a contradiction when X is not a *subset* of Y .

Definition 15. [Definition of $\{X \cap Y\}$]

For every $X = \{X_1, \dots, X_m\}$ and $Y = \{Y_1, \dots, Y_n\}$, with $m \geq 1$ and $n \geq 1$, we indicate with $\{X \cap Y\}$ the EF making the following EF tautological:

$$\{\{\{X_1 \in \{X \cap Y\}\} \equiv \{X_1 \in Y\}\} \wedge \dots \wedge \{\{X_m \in \{X \cap Y\}\} \equiv \{X_m \in Y\}\}\}.$$

As per Theorem 5, def. 6, and def. 13, EF $\{X \cap Y\}$ represents the set *intersection* between X and Y .

Definition 16. [Definition of $\{X \cup Y\}$]

For every $X = \{X_1, \dots, X_m\}$ and $Y = \{Y_1, \dots, Y_n\}$, with $m \geq 1$ and $n \geq 1$, we indicate with $\{X \cup Y\}$ the EF making the following EF tautological:

$$\{\{X_1 \in \{X \cup Y\}\} \wedge \dots \wedge \{X_m \in \{X \cup Y\}\} \wedge \{Y_1 \in \{X \cup Y\}\} \wedge \dots \wedge \{Y_n \in \{X \cup Y\}\}\}.$$

As per Theorem 5, def. 6, and def. 13, EF $\{X \cup Y\}$ represents the *union* between sets X and Y .

5. FINAL CONSIDERATIONS

The most interesting property of E-language is its self-reference without resorting to Godel's numbering or similar methodologies [12]. Nevertheless, the remarkable ability of the E-language to express logical-mathematical concepts should also be emphasized. Since its WFFs represent sets, it can be easily proven that E-language can express: 1) ordinal numbers \emptyset ; $\{\emptyset\}$; $\{\emptyset, \{\emptyset\}\}$; $\{\emptyset, \{\emptyset\}, \{\emptyset, \{\emptyset\}\}\}$; 2) ordered pairs by setting $\langle X, Y \rangle = \{\{X\}, \{X, Y\}\}$; ordered tuple by setting $\langle X_1, \dots, X_{m+1} \rangle = \langle \langle X_1, \dots, X_m \rangle, X_{m+1} \rangle$ [13], and therefore numbers expressed through the numerals of a positional numbering system. The versatile expressive capacity and self-reference make E-language a particularly useful tool for the development of algorithms that have autopoiesis as their core logic.

References

- [1] Principles of the EGO algorithm. Available :
https://drive.google.com/file/d/1ZAQdipDVHT-dRBYBCqQwm-fi_DKoFYIG/view?usp=sharing
- [2] Maturana, H.R., Varela, F.J. (1987). *The tree of knowledge: The biological roots of human understanding*. Shambhala.
- [3] Maturana, H.R., Varela, F.J. (1980). *Autopoiesis and cognition*. Reidel Publishing Company.
- [4] Damasio, A.R. (1994). *Descartes' Error: Emotion, Reason and the Human Brain*. Avon Books.
- [5] Damasio, A.R. (1999). *The Feeling of What Happens: Body and Emotion in the Making of Consciousness*. Harcourt Brace.
- [6] Totaro, P. (2021). Emotion, rationality, and social identity: a theoretical–methodological proposal for a cognitive approach. *Cognitive Processing*, 22, 579–592.
<https://doi.org/10.1007/s10339-021-01030-9>
- [7] Totaro, P., Ninno, D. (2020). Biological Recursion and Digital Systems: Conceptual Tools for Analysing Man-Machine Interaction. *Theory, Culture & Society*, 37(5), 27-49.
[10.1177/0263276420915264](https://doi.org/10.1177/0263276420915264)
- [8] Man, K., Damasio, A.R. (2019). Homeostasis and soft robotics in the design of feeling machines. *Nat Mach Intell* 1, 446–452.
<https://doi.org/10.1038/s42256-019-0103-7>
- [9] Moerland, T.M., Broekens, J., & Jonker, C.M. (2018). Emotion in reinforcement learning agents and robots: a survey. *Mach Learn* 107, 443–480.
<https://doi.org/10.1007/s10994-017-5666-0>
- [10] Spencer-Brown, G. (1972). *Laws of Form*. Julian Press.
- [11] Kauffman, L.H. *Laws of Form—An exploration in mathematics and foundations* (rough draft), ND. Retrieved May 25, 2022, from: <http://homepages.math.uic.edu/~kauffman/Laws.pdf>.
- [12] Hofstadter D.R. (1979). *Gödel, Escher, Bach: An Eternal Golden Braid*. Basic Books.
- [13] Mendelson, E. (2015) *Introduction to Mathematical Logic*, p. 235-236.

SUPPLEMENTARY MATERIAL 1B

A representation of “attractors” as assemblies

Paolo Totaro

Federal University of Alagoas - Brazil
paolototaro1@gmail.com

Alberto Mangiante

FBC - Utility Management - Italy
mangiante.alberto@gmail.com

In this document, we present some rules to associate one and only one assembly to the set of “attractors” (Hopfield, 1982; Moser, Kropff, & Moser, 2008, p.) of any frequency distribution of neural signals.

1. Frequency distribution of neural signals

Let n contiguous intervals of time or space be given with $n \geq 2$. We name a sequence of real numerical values f_1, \dots, f_n a distribution of neural signals in the range $[1, n]$. We denote by f_i the i – th frequency of the distribution.

We say that f_i is an attractor of f_{i-1} - and that f_{i-1} is attracted to f_i - if and only if: f_{i-1} exists and $f_i > f_{i-1}$ and, existing f_{i-2} , it also is $f_i > f_{i-2}$.

We say that f_i is an attractor of f_{i+1} - and that f_{i+1} is attracted to f_i - if and only if: f_{i+1} exists and $f_i > f_{i+1}$ and, existing f_{i+2} , it also is $f_i > f_{i+2}$.

We say that f_i is a relative maximum of the distribution if and only if it is not attracted to any frequency of the distribution.

2. Ordered assemblies

In set theory, for sets x and y , $\langle x, y \rangle = \{\{x\}, \{x, y\}\}$ is called the ordered pair of x and y (Mendelson 2015, p. 235). Therefore, for any assemblies X and Y , the assembly $\langle X, Y \rangle = \{\{X\}, \{X, Y\}\}$ can be defined as the ordered pair of assemblies X and Y . Hence, if we have n assemblies X_1, \dots, X_n , with $n > 2$, the ordered n -tuple of X_1, \dots, X_n is the assembly $\langle X_1, \dots, X_n \rangle = \langle \langle X_1, \dots, X_{n-1} \rangle, X_n \rangle$ (see Mendelson, 2015, p. 235).

3. Rules

Let any frequency distribution be given. We assign the assembly X_i to the frequency f_i according to the following rules:

1. If f_i is not an attractor, then $X_i = \{\emptyset\}$.
2. If f_i is only an attractor of f_{i-1} , then $X_i = \langle X_{i-1}, \emptyset \rangle$.

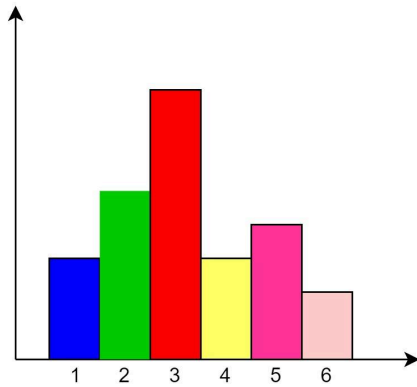
3. If f_i is only an attractor of f_{i+1} , then $X_i = \langle \emptyset, X_{i+1} \rangle$.
4. If f_i is an attractor of both f_{i-1} and f_{i+1} : if $f_{i-1} \geq f_{i+1}$ then $X_i = \langle \langle X_{i-1}, \emptyset \rangle, \langle \emptyset, X_{i+1} \rangle \rangle$, otherwise $X_i = \langle \langle \emptyset, X_{i+1} \rangle, \langle X_{i-1}, \emptyset \rangle \rangle$.

The E-assembly associated with the entire distribution f_1, \dots, f_n is given by $X = \langle Y_1, \dots, Y_k \rangle$, where Y_1, \dots, Y_k are all assemblies associated with a relative maximum of distribution.

We present three examples below.

Example 1

Let the frequency distribution of neural signals represented by the following histogram be given:



This frequency distribution is represented by the following assembly:

$$\{\{\{\{\{\{\emptyset\}, \{\{\emptyset\}, \emptyset\}\}\}, \{\{\{\{\emptyset\}, \{\{\emptyset\}, \emptyset\}\}\}, \emptyset\}\}, \{\{\{\{\{\emptyset\}, \{\{\emptyset\}, \emptyset\}\}\}, \{\{\{\{\emptyset\}, \{\{\emptyset\}, \emptyset\}\}\}, \emptyset\}\}, \emptyset\}$$

Instead:

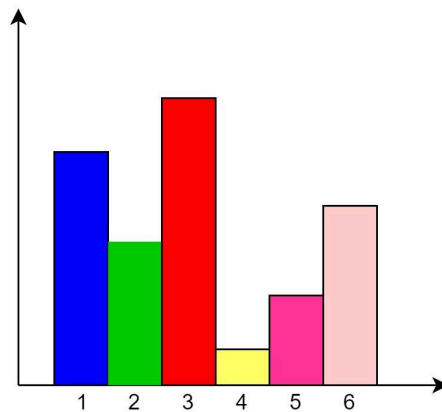
1. $X_1 = X_4 = X_6 = \{\emptyset\}$ since f_1, f_4 and f_6 are not attractors.
2. $X_2 = \langle X_1, \emptyset \rangle = \langle \{\emptyset\}, \emptyset \rangle = \{\{\{\emptyset\}\}, \{\{\emptyset\}, \emptyset\}\}$ since f_2 is an attractor of f_1 .
3. $X_3 = \langle \langle X_2, \emptyset \rangle, \langle \emptyset, X_4 \rangle \rangle = \langle \langle \{\{\{\emptyset\}\}, \{\{\emptyset\}, \emptyset\}\}, \emptyset \rangle, \langle \emptyset, \{\emptyset\} \rangle \rangle$ since f_3 is an attractor of both f_2 and f_4 , and that $f_2 > f_4$. Therefore:

$$X_3 = \langle \{\{\{\{\{\emptyset\}, \{\{\emptyset\}, \emptyset\}\}\}, \{\{\{\{\emptyset\}, \{\{\emptyset\}, \emptyset\}\}\}, \emptyset\}\}, \{\{\{\{\emptyset\}, \{\{\emptyset\}, \emptyset\}\}\}, \emptyset\}\rangle = \{\{\{\{\{\{\emptyset\}, \{\{\emptyset\}, \emptyset\}\}\}, \{\{\{\{\emptyset\}, \{\{\emptyset\}, \emptyset\}\}\}, \emptyset\}\}, \{\{\{\{\emptyset\}, \{\{\emptyset\}, \emptyset\}\}\}, \emptyset\}\}$$
4. $X_5 = \langle \emptyset, X_6 \rangle = \langle \emptyset, \{\emptyset\} \rangle = \{\{\emptyset\}, \{\emptyset, \{\emptyset\}\}\}$ since f_5 is an attractor of f_6 .

Defining as X the assembly of the whole distribution, we have:

$X = \langle X_3, X_5 \rangle$ since f_3 and f_5 are the only relative maxima of distribution. Thus $X = \{\{X_3\}, \{X_3, X_5\}\}$, that is:

$$X = \{\{\{\{\{\{\{\emptyset\}, \{\{\emptyset\}, \emptyset\}\}\}\}, \{\{\{\{\{\emptyset\}, \{\{\emptyset\}, \emptyset\}\}\}, \emptyset\}\}, \{\{\{\{\{\{\emptyset\}, \{\{\emptyset\}, \emptyset\}\}\}, \{\{\{\{\emptyset\}, \{\{\emptyset\}, \emptyset\}\}\}, \emptyset\}\}, \emptyset\}\}, \emptyset\}$$

Example 2.

In this example:

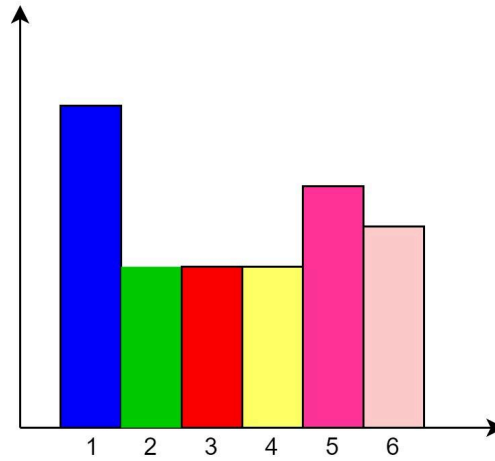
$X_1 = X_2 = X_4 = X_5 = \{\emptyset\}$ since $f_1, f_2, f_4,$ and f_5 are not attractors.

$X_3 = \langle \langle X_2, \emptyset \rangle, \langle \emptyset, X_4 \rangle \rangle$ since f_3 is an attractor of both f_2 and f_4 , and that $f_2 > f_4$.

$X_6 = \langle X_5, \emptyset \rangle$ since f_6 is an attractor of f_5 .

$X = \langle X_1, X_3, X_6 \rangle$ since $f_1, f_3,$ and f_6 are the relative maxima of distribution (we shall spare the reader the long string constituted by the X assembly).

Example 3.



$X_2 = X_3 = X_4 = X_6 = \{\emptyset\}$ since $f_2, f_3, f_4,$ and f_6 are not attractors.

$X_1 = \langle \emptyset, X_2 \rangle$ since f_1 is an attractor of f_2 .

$X_5 = \langle \langle \emptyset, X_6 \rangle, \langle X_4, \emptyset \rangle \rangle$ since f_5 is an attractor of both f_4 and f_6 , and that $f_6 > f_4$.

$X = \langle X_1, X_3, X_5 \rangle$ since $f_1, f_3,$ and f_5 are the relative maxima of distribution.

References

Hopfield, J. J. (1982). Neural networks and physical systems with emergent collective computational abilities. *Proceedings of the national academy of sciences*, 79(8), p. 2554-2558.

Mendelson, E. (2015). *Introduction to Mathematical Logic*. CRC Press, NY.

Moser, E. I., Kropff, E., & Moser, M. B. (2008). Place cells, grid cells, and the brain's spatial representation system. *Annu. Rev. Neurosci.*, 31, 69-89.

SUPPLEMENTARY MATERIAL 2

Test Guidelines

Alberto Mangiante

FBC - Utility Management - Italy
mangiante.alberto@gmail.com

Paolo Totaro

Federal University of Alagoas - Brazil
paolototaro1@gmail.com

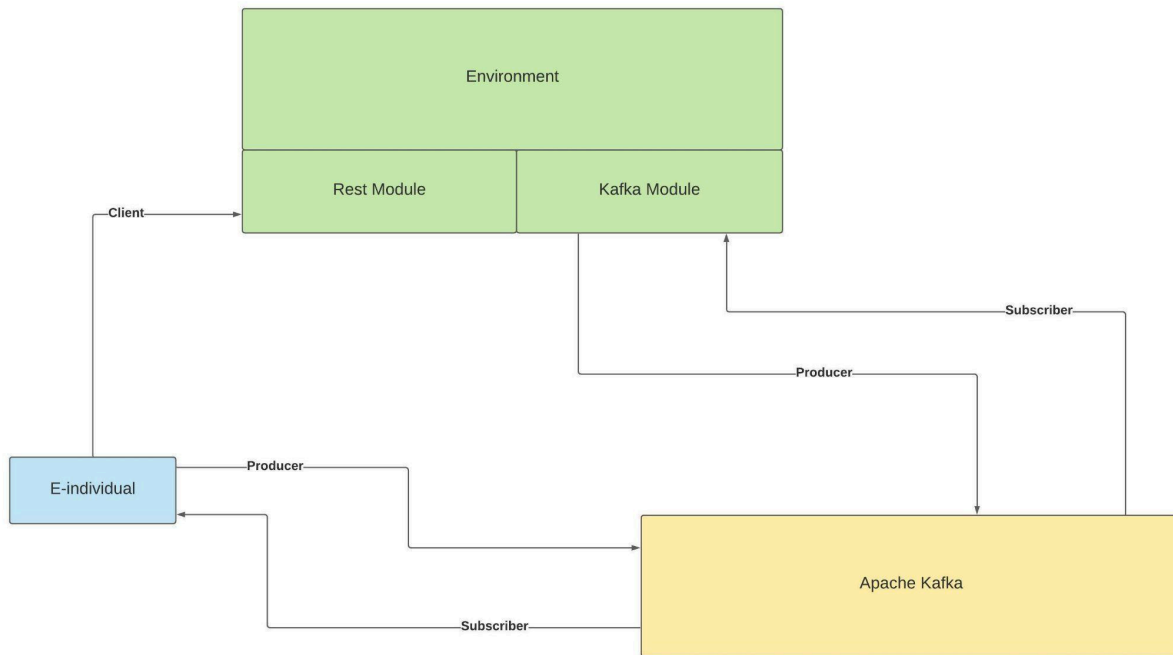
Introduction

An EGO prototype was developed and executed based upon the concepts and theory presented in the article *Cognition from the point of view of a living system: A proposal for the concept of perceptual symbol* (Main document). This text is a guideline to better understand the [application logs](#) explaining the “meaning” of E-formulas produced by the prototype. The theoretical principles presented in the Main document are assumed to be understood and will not be illustrated again.

We subjected EGO to several tests, verifying that by randomly changing the perturbations coming from the environment, the system always operates trying to preserve its organisation. In the tests, an EGO system is exposed to environmental perturbations modifying its structure and consequently, its homeostatic equilibrium. This EGO system is called E-individual. It reacts to both exogenous or endogenous (Main document, p. 15) perturbations in the way described in the main article. We call everything that triggers both exogenous and endogenous perturbations an environment. Therefore, even chemical-physical reactions internal to a biological system (in particular the nervous system) are understood as the (internal) environment of the system if they trigger perturbations in its organisation. Perturbations will lead to a chain of internal reactions inside the E-individual with the aim of returning to the homeostatic equilibrium (Main document, pp. 16-20). Both E-individual and the environment are Spring Boot applications. The communication between them uses both the Apache Kafka data streaming platform and REST services. The REST services are published by the environment module and the E-individual is the client. Depending on the communication types, the environment and the E-individual can be both producers and subscribers of the Kafka topics.

Figure 1.

Schema of the test scenario



The environment module emulates phenomena that trigger perturbations into the internal states of the E-individual. The categorisation of these perturbations, the interpretation of the exogenous event, and the creation of *Manipulations* and *Behaviours* in order to regain the homeostatic equilibrium are accomplished by the internal logic of the E-individual algorithms. The future steps of the test will be the substitution of the Environment module with a real world environment.

The events of the environment are strings of 1s and 0s, while those internal to the E-individual are E-formulas. The environment module categorises the environmental events through a procedure similar to the one that the E-individual uses to categorise the E-formulas (Main document, p. 10-13). We have attributed to the environmental module the ability to categorise environmental events because we postulate that, just like the E-individual, the environment (organic or physical) also has an organisation.

At the beginning of each test, the environment module performs two correlated operations, the initial loading of each modality of the E-individual with an initial number of internal states and the production of “environmental event models”. Each environmental event model (EEM) is a set of three categories a, b, c , each expressed as an array of strings containing 0 and 1, and that we simply call arrays to distinguish them from the categories expressed in E-formulas present in the E-individual. The instances of array a are potential triggers of perturbations in the E-individual. They are directed towards the E-individual and enter it through their translation into E-formulas X_1, \dots, X_n . Such E-formulas constitute perturbations if in conjunction with their formation at least one of the internal states Y_1, \dots, Y_m of some modality M is eliminated and replaced by at least one internal state that does not comply with the organisation. The identification of the target modality M is determined by the instances of the array b that belongs to the same EEM as the array a . Once translated into E-formulas, if the instances of b represent instances of the category that defines M , then M will be the target

of the perturbation triggered by a . The quantity of internal states of M that will be eliminated depends on the number of instances of the array b entered into the E-individual through the translation into E-formulas. Together with such elimination, internal states Z_1, \dots, Z_l that do not comply with the organisation appear in M . The internal states Z_1, \dots, Z_l originate from instances of the array c . In fact, once translated into E-formulas, the instances of c will not represent instances of the category that defines M precisely because the arrays b and c are different from each other.

The purpose of the tests was to verify the ability of the E-individual to restore the homeostatic equilibrium altered by perturbations triggered by the environment. In the next sections, the components and engines of the algorithm are presented, along with a demonstration of how they behave during the test.

Symbolum

As stated in the theory, the EGO project is based on the E-language (Main document, p. 3-9). An E-formula represents a statement in this language (Main document, p. 6). We call the *symbolum* an instance of a java class containing an E-formula, its representation and properties. In better details, the *symbolum* holds:

- a) An E-formula;
- b) The E-tree (Main document, p. 11) representation of the E-formula;
- c) n-tuples of the E-tree; For each element and sub-element of the E-formula (for each node of the E-tree), an n-tuple of natural numbers is stored. It is a function defined as a particular sum of the underlying nodes (see Appendix).

Point c) statement is based on the following theorem (see Appendix): E-formulas X and Y have the same n-tuples in their E-trees if and only if $X = Y$ (“=” representing the set equality). A consequence of the theorem is that X and Y have the same n-tuples if and only if their Equality Evaluator (Main document, p. 7) is a tautology, and they have a different n-tuple of their E-tree if and only if their Equality Evaluator is a contradiction. This allows us to use n-tuples to speed up the application’s elaborations at runtime, reserving the use of the Equality Evaluator for the instances when we need to submit the equality relation to EGO language self-referentiality. It follows that the *symbolum* allows to quickly verify equality, belonging, inclusion, and other relations between two E-formulas.

Binary and bit representation using E-formulas

An E-formula represents a binary number if it begins with the $\{\{\{\emptyset\}, \emptyset\}, \emptyset\}$ E-formula, which is named “Radix”. We codify the digits 0 and 1 as following:

$$\{\{\{\emptyset\}, \emptyset\}, \emptyset\} = 0$$

$$\{\{\{\emptyset\}, \emptyset\}, \{\emptyset\}\} = 1$$

We use the number of brackets surrounding 0 and 1 to represent their position starting from right in a binary number. For example, in number 100, the $\{\{\{\{\{\emptyset\}, \emptyset\}, \{\emptyset\}\}, \emptyset\}, \{\emptyset\}\}$

E-formula represents digit 1 in the third position of the binary string. In the same way, digit 0 in second and first positions are respectively $\{\{\{\{\emptyset\}\}, \emptyset, \emptyset\}$ and $\{\{\{\emptyset\}\}, \emptyset, \emptyset\}$. So number 100 is represented by the $\{\{\{\{\{\emptyset\}\}, \emptyset, \{\emptyset\}\}\}, \{\{\{\{\emptyset\}\}, \emptyset, \emptyset\}\}, \{\{\{\{\emptyset\}\}, \emptyset, \{\emptyset\}\}\}$ E-formula. We call “E-binary” an E-formula that encodes a binary number in this way.

We will now show the algorithm used to extract the decimal representation of an E-binary using snippets of java code.

Let’s now define a loop value variable as an int, and let’s give this variable the value 0 at the beginning of each calculation:

```
int loopValue = 0;
```

Let’s now define a loopNumber variable in a way that:

```
int loopNumber = 0 if  $\{\{\{\{\emptyset\}\}, \emptyset, \emptyset\}$ 
```

```
int loopNumber = 1 if  $\{\{\{\{\emptyset\}\}, \emptyset, \{\emptyset\}\}$ 
```

Now let’s define the internal loop:

```
for (int i = 0; i <= loopNumber; ++)  
    loopValue = loopValue + i;  
}
```

It is easy to see that if $\text{loopNumber} = 0$, the end loopValue will be the same as it was at the beginning. In fact, the loop will be repeated just once, and since the first cycle is $i = 0$, it follows that:

```
loopValue = loopValue + 0
```

On the other hand, if $\text{loopNumber} = 1$, the loop will be repeated twice, and the second instance will be $i = 1$, so that the loopValue variable will be increased by one unit:

```
loopValue = loopValue + 0 -> first cycle
```

```
loopValue = loopValue + 1 -> second cycle
```

Now, let’s interpret the external brackets surrounding the expressions $\{\{\{\{\emptyset\}\}, \emptyset, \emptyset\}$ and $\{\{\{\{\emptyset\}\}, \emptyset, \{\emptyset\}\}$ as the number of external loops. The number of recursions occurring in every loop is defined by the following instruction:

```
for(int i = 0; i <= loopNumber; ++){  
    .....  
}
```

the internal instruction of the loop can be either another external loop or the internal loop when we get to the first red bracket.

For example $\{\{\{\{\{\emptyset\}\}, \emptyset, \{\emptyset\}\}\}$ becomes:

```
for(int i = 0; i <= loopNumber; ++){  
    for(int i = 0; i <= loopNumber; ++){  
        for(int i = 0; i <= loopNumber; ++){  
            loopValue = loopValue + i;  
        }  
    }  
}
```

}

Now, let's take for example the binary number 101. It will be translated into an E-binary by adding external brackets to 0 and 1 every time we move from the right digits of the number to the left digits, starting with zero brackets for the first digit:

```

{{{{{{0}}, 0}, {0}}}, {{{{0}} ,0}, 0}, {{{{0}}, 0}, {0}}}

```

The first loop starts with these parameters:

```

int loopValue = 0;
int loopNumber = 1;

```

and the loop it defines is:

```

for(int i = 0; i <= loopNumber; ++){
    for(int i = 0; i <= loopNumber; ++){
        for(int i = 0; i <= loopNumber; ++){
            loopValue = loopValue + i;
        }
    }
}

```

The loopValue at the end of the loop is loopValue = 4.

The second loop starts with these parameters:

```

int loopValue = 4;
int loopNumber = 0;

```

and the loop it defines is:

```

for(int i = 0; i <= loopNumber; ++){
    for(int i = 0; i <= loopNumber; ++){
        loopValue = loopValue + i;
    }
}

```

The loopValue at the end of the loop is loopValue = 4.

The third loop starts with these parameters:

```

int loopValue = 4;
int loopNumber = 1;

```

and the loop it defines is:

```

for(int i = 0; i <= loopNumber; ++){
    loopValue = loopValue + i;
}

```

The end loopValue is loopValue = 5.

External brackets are added to 0 and 1 every time we move from the right to the left digit. However, as the resultant E-binary can become long, the engines in the test sometimes use a shortcut expression. This expression keeps in order the 0 and 1 expressions, putting them inside square brackets and avoiding the surrounding brackets. In this case, the number of internal loops, and the position of 0 and 1, don't rely on the external brackets, but on their position in the sequence inside the square brackets. In fact, the internal loops of each 0 and 1 expression inside the square brackets increase by one unit as we move from right to left, starting with zero. This makes the expression shorter but makes the order of appearance of numbers 0 and 1 relevant. Nevertheless, when using the standard E-formula, the order is not relevant, as the number of internal loops and their position only depends on external brackets.

For example, 101 should be:

$\{\{\{\{\{\{\emptyset\}, \emptyset, \{\emptyset\}\}, \{\{\{\{\emptyset\}, \emptyset, \emptyset\}, \{\{\{\emptyset\}, \emptyset, \{\emptyset\}\}\}$

When using the shortcut, it becomes:

$\{\{\{\{\emptyset\}, \emptyset, \{\emptyset\}, \{\{\{\emptyset\}, \emptyset, \emptyset\}, \{\{\{\emptyset\}, \emptyset, \{\emptyset\}\}\}$

The second expression can easily be transformed into the first if needed.

Archetype

In the source code, we used Latin words to name several java classes. In this text, we enclose these Latin names in parentheses immediately after their English translations.

Archetype (*archetypus*) is the fundamental container used by EGO engines to organise, store and elaborate the knowledge acquired during its operations meant to maintain homeostatic equilibrium. Archetype is defined as an E-formula $\{A, B\}$ where A and B are respectively its “name” and “meaning”. In the EGO test, this definition is materialised into a java class holding two *Symbolum* variables, obviously identified as name and meaning.

Archetype name

Archetype name is an E-formula (embedded in a *symbolum*) codified to contain the following elements, as the test has been developed also involving more individuals:

- a) The E-individual name (the test can involve more than one individual, the one we're showing here is a simplified version)
- b) an increasing E-binary
- c) archetype typology

a)

The E-individual name is an E-formula $K = \{\text{Individual prefix, E-number}\}$ where the E-formula $\{\{\{\{\{\{\emptyset\}\}\}\}, \{\emptyset\}$ is the individual prefix, and the unique E-binary is defined in the application.properties file of the Spring Boot application. For example:

$\{\{\{\{\{\{\emptyset\}\}\}\}, \{\emptyset\}, \{\{\{\{\emptyset\}, \emptyset, \{\emptyset\}\}\}$ = Individual 1

b)

The increasing E-binary inside the name of the archetype is a progressive number that increases by one unit every time a new archetype is created by the E-individual .

c)

Archetype typology is an E-formula that varies depending on the archetype type. In the next section, all archetype typologies will be illustrated.

Archetype meaning

Archetype meaning is an E-formula (embedded in a *symbolum*) codified to contain the following elements:

a) *Vinculum*

b) *Datum*

a)

Similarly to the name, the *vinculum* contains an E-formula representing archetype typology. In some archetype typologies in the archetype, there is an element representing a logical connector.

b)

The *datum* is an E-formula that can alternatively represent:

- 1) the 0 and 1 string of a perturbation;
- 2) the 0 and 1 string of a common aspect (Main document, p. 11);
- 3) the names of two other archetypes.

Archetype typologies

In this section, all archetype typologies used in the test will be covered, focusing on meaning, since all features of name have already been covered in the previous section.

All the archetypes in the test are generated by the two methods above.

Finally, all the E-formulas indicating an archetype typology are produced by coupling - through the use of a comma operator - the E-formula $\{\{\{\{\emptyset\}\}\}, \{\emptyset\}\}$ and an unique E-binary, i.e., a binary number expressed in E-formula. Because of the length of E-binary expressions, in this text they will be replaced by the expression 'UNIT_', followed by a decimal number. For example:

- $\{\{\{\{\emptyset\}\}\}, \{\emptyset\}\}, \{\text{UNIT}_{10}\}$ is the perception archetype typology

Perception archetype

This archetype contains in its meaning an E-binary representing the E-individual representation of perturbations Xs , internal states Ys and Zs results of perturbations (Main document, p. 14-16) that from now on we will call "emerging results". For the sake of

simplicity, we will sometimes refer to perturbations, internal states and emerging results as structural elements.

- *Vinculum*: contains a codified E-formula $\{\{\{\{\emptyset\}\}\}, \{\emptyset\}, \{\text{UNIT_10}\}\}$ indicating that the archetype is a Perception
- *Datum*: contains an E-binary

Quantity (*quantitas*) archetype

This archetype stores a number value.

- *Vinculum*: contains a codified E-formula $\{\{\{\{\emptyset\}\}\}, \{\emptyset\}, \{\text{UNIT_11}\}\}$ indicating the *quantitas* typology
- *Datum*: contains an E-binary

Quantity pair archetype

This archetype contains a pair of quantity archetype names in its meaning. The quantity archetypes are ordered using the following E-formulas A and B:

$$A = \{\{\{\{\{\emptyset\}\}\}\}, \emptyset\}$$

$$B = \{\{\{\{\{\emptyset\}\}\}\}, \{\emptyset\}\}$$

- *Vinculum*: contains the E-formula $\{\{\{\{\emptyset\}\}\}, \{\emptyset\}, \{\text{UNIT_12}\}\}$ indicating the archetype is a quantity pair
- *Datum*: contains a pair of quantity archetypes. If we call $Q1$ and $Q2$ the E-formulas respectively representing the names of the first and second *quantitas* archetypes, the *datum* E-formula will be $\{\{A, Q1\}, \{B, Q2\}\}$

Abstract archetype

This archetype contains categories.

a) Base category archetype

- Name: contains the E-formula $\{\{\{\{\{\{\emptyset\}\}\}\}\}, \{\{\{\emptyset\}\}\}\}$ indicating the category typology
- *Vinculum*: contains the E-formula $\{\{\{\{\emptyset\}\}\}, \{\emptyset\}, \{\text{UNIT_ZERO}\}\}$ indicating the Abstract typology
- *Datum*: contains an E-binary representing a common aspect of a category

d) Composed category archetype

- Name: contains the E-formula $\{\{\{\{\{\{\{\O\}\}\}\}\}\}\}, \{\{\{\O\}\}\}\}$ indicating the category typology
- Datum: contains the names of two category archetypes. As the archetypes names are nested in the meaning of other archetypes, it is possible to descend the tree of the nested archetypes down to level 0 of the symbolic nesting of categories. The level 0 is where Base category archetypes are encountered. As stated above, these archetypes do not contain other archetype Names in their meaning, but a common aspect. Descending the tree of the nested archetypes gives us the list of all the common aspects of a category.

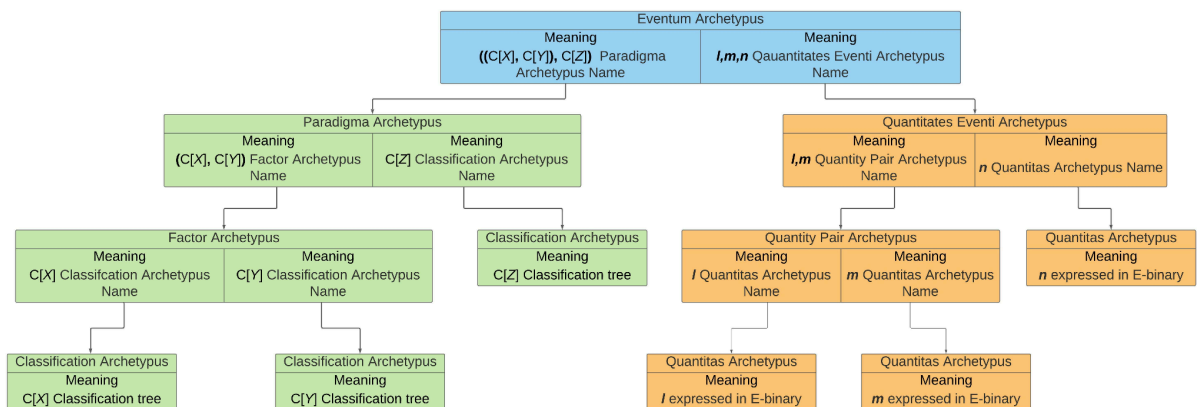
Sensus Undam archetype

This archetype stores information about a category and the number of a set of perturbations entering the structure at any given time:

- Vinculum: contains the E-formula $\{\{\{\{\{\O\}\}\}\}, \{\O\}, \{UNIT_21\}\}$ indicating the Sensus Undam typology
- Datum: contains the name of a quantity archetype (here, the number of perturbations) and the name of an Abstract category archetype (the category to which the perturbations are assigned)

Before we continue listing archetypes, it would be useful to show how the Paradigma archetype is structured and the tree of archetypes that it contains, since the next archetypes to be presented are included in it.

Figure 2. Tree diagram of the Eventum archetype



Paradigma archetype

Let $E_i = \{\{X_{i.1}, \dots, X_{i.n}\}, \{Y_{i-1.1}, \dots, Y_{i-1.q}\}, \{Z_{i.1}, \dots, Z_{i.l}\}\}$ be an event at a clock i (Main document, p. 15-16). We say that $\{\{C(X_{i.1}, \dots, X_{i.n}), C(Y_{i-1.1}, \dots, Y_{i-1.q}), C(Z_{i.1}, \dots, Z_{i.l})\}\}$ is the interpretation of such an event. This archetype stores the interpretation $\{\{C(X), C(Y), C(Z)\}$ of events:

- *Vinculum*: contains an E-formula $\{\{\{\{\{\emptyset\}\}\}, \{\emptyset\}, \{\text{UNIT_2}\}\}$ indicating the Input Mean Link typology
- *Datum*: contains the Factors archetype name and the C(Z) category archetype name

Factors archetype

This archetype stores in its meaning the category names of archetypes C(X) and C(Y). The two category names are distinguished using E-formulas A and B :

$$A = \{\{\{\{\{\emptyset\}\}\}, \{\emptyset\}$$

$$B = \{\{\{\{\{\emptyset\}\}\}\}, \{\{\emptyset\}\}$$

- *Vinculum*: contains E-formula $\{\{\{\{\{\emptyset\}\}\}, \{\emptyset\}, \{\text{UNIT_1}\}\}$ indicating the Input Mean Link typology
- *Datum*: contains the category archetype names for C(X) and C(Y). If we call $Q1$ the E-formula representing the name of the C(X) archetype and $Q2$ the E-formula representing the name of the C(Y) archetype, the *Datum* will be an E-formula with the following structure $\{\{A, Q1\}, \{B, Q2\}\}$

Quantity event (Eventum) archetype

Let E be the E-formula $\{\{X_1, \dots, X_n\}, \{Y_1, \dots, Y_q\}, \{Z_1, \dots, Z_l\}\}$ representing an event (Main document, p. 16). The quantity event archetype stores the numbers n , m , and l involved in the event.

- *Vinculum*: contains the E-formula $\{\{\{\{\{\emptyset\}\}\}, \{\emptyset\}, \{\text{UNIT_7}\}\}$ indicating the quantity event typology
- *Datum*: contains the quantity pair archetype name, storing the numbers n , m , and the name of the quantity archetype storing number l .

Event archetype

The event archetype contains both the interpretations and the quantities of structure elements (perturbations, internal states and emerging results) involved in an event. Thus, it contains the Paradigma name and the quantity event name related to the event in its meaning:

- *Vinculum*: contains the E-formula $\{\{\{\{\{\emptyset\}\}\}, \{\emptyset\}, \{\text{UNIT_9}\}\}$ indicating the event typology
- *Datum*: contains the Paradigma archetype name and the quantity event archetype name

Chain archetype

This archetype stores the categories and their correct order in the behavioural chain. In a similar way to category archetypes, the names of two other archetypes are nested in its meaning. Before reaching level 0 of the symbolic chain nesting, these nested archetypes are other chain archetypes. At the level 0 the archetype names contained in the meaning of the chain archetypes are category archetypes. Then, swiping the level 0 of the nesting tree from left to right we have all the categories to use in the behavioural chain in their exact order.

- *Vinculum*: contains E-formula $\{\{\{\{\{\emptyset\}\}\},\{\emptyset\}\},\{\text{UNIT_20}\}\}$ indicating the chain typology
- *Datum*: contains the names of two categories archetypes or the names of two chains archetypes

Before moving onto the test overview section, the homeostatic index and the lists of topics and rest endpoints must be presented.

Topics and rest endpoints

The Topics used in the test are listed in the:
org.iproject.ego.kafka.producers.TopicEnum class
and reported here:

NAME_MESSAGE, ENVIRONMENT_MESSAGE, END_OF_TEST

The rest endpoints are contained in the:

org.iproject.ego.materialized.environment.EnvironmentController class
and reported here :

/individualName

/sensoryEvents

Homeostatic index

For every category, we call the homeostatic index the sum of all the elements assigned to a certain category produced in some event, subtracted by all the elements assigned to the same category used in some event. Elements assigned to categories having a negative homeostatic index will be produced. Elements assigned to categories having a positive homeostatic index will be used to produce the ones with a negative homeostatic index. categories having an homeostatic index equal to zero are in homeostatic equilibrium.

Test overview

This test shows an E-individual facing perturbations affecting its homeostatic equilibrium. These perturbations are triggered into the E-individual structure by the environment module.

As mentioned above, both the E-individual and the environment module are Spring Boot applications. According to the theory, the E-individual is totally unaware of the environment, he just reacts to the changes to its structure triggered by the perturbations. His only goal is to restore homeostatic equilibrium.

Let's now have an overview of the steps involved in achieving this objective:

- 1) Initial loading. This operation happens only once in the test. The E-individual calls the rest service exposed by the environment module, passing its name as one of the parameters. In the service response, the environment module returns a set of E-formulas. These E-formulas are its starting internal states, and thus, its structure.
- 2) Once the initial loading is done, the environment module starts publishing messages on a Topic containing the perturbations that will affect the E-individual.
- 3) The perturbations act against some modality of the E-individual structure transforming its internal states in new E-formulas $\{Z_1, \dots, Z_l\}$. We call this process a perception (Main document, p. 15-16).
- 4) Homeostatic equilibrium is compromised. *Manipulation* categorises the emerging results $\{Z_1, \dots, Z_l\}$ and try to recompose the properties of the altered modality that comply with the *Organisation*. If *Manipulation* attempt is successful, the E-individual triggers *Behaviour* in order to regain the homeostatic equilibrium.
- 5) Both perceptions (Main document, p. 15-16) and *Manipulations* (Main document, p. 16-18) are E-formulas $\{\{X, Y\}, Z\}$ embedded in a Paradigma archetype.
- 6) Some unused emerging results may still be present in the E-individual structure after *Behaviours* have occurred. Emotions (Main document, p. 25) generation is thus started.
- 7) The first step of emotion generation is to group all categories with a positive homeostatic index and their assigned elements in a surplus storage. The surplus storage is used by the E-individual to create emotional chains.
- 8) Once emotional chains are created, the *Behaviours* of the emotional recursion starts.
- 9) To test the E-individual adaptation to the environment, at some point in the test, perturbations not assignable to the same categories as in the previous temporal interval are sent. In the test configuration, it is possible to configure at which interval this transfer occurs.

Initial loading explanation

Before running the test, the environment module loads the E-individual with an initial number of internal states. When the test begins, under the pressure of X perturbations, internal states turn into Z results. From E-individual's point of view, the Z results 'magically' appear in the structure instead of Y . Such transformations can only be determined by the environment module. Instructions (and therefore rules) have been added to this module stating that starting from X , Y are turned into Z . These instructions obey a logic that is unknown to the E-individual. We remember that the environment module and the E-individual module are unaware of the internal logic of the other. The transformation from Y to Z can be thought of as a consequence of chemical-physical reactions inside a living system, that is, as triggered by

the (internal) environment. The name assigned to the environment module is due to the fact that in the test, it simulates the pressures that the environment would exert on the E-individual in a real-world situation. In other words, the use of EGO in a ‘real’ environment involves removing the environment Spring Boot application, as it will be the actual environment to generate the perturbations that affect the E-individual simulated in the test by the environment module.

Perturbations

At the beginning of each clock (not to confuse with the beginning of the test), the environment triggers the E-individual with 0 and 1 strings . Perturbations emerge inside the E-individual when the strings - sent to the E-individual from the environment - are translated into E-formulas. Each perturbation is stored in the meaning of a perception archetype. Once perturbations are organised into archetypes, the E-individual engines look for common aspects in the perturbations. Once all the common aspects are collected, the E-individual checks for existing categories in its memory contain such common aspects. As stated in the abstract archetype section, level 0 of a nested category contains all the common aspects of a category. Thus, it is easy to verify if the common aspects of the incoming perturbations are contained in a category. If they are, these perturbations are assigned to this category. Otherwise, a new category is provided. Once perturbations are categorised, a quantity archetype is provided for each incoming perturbation category to store the number of incoming perturbations assigned to that category. The category name of the perturbations and the quantity archetype name are included in a Sensus Undam archetype, which tracks the record of the Incoming perturbations.

Sensory events

Once the perturbations enter in the structure and are categorised, the E-individual calls the /environment/sensoryEvents REST service, putting its structure (the incoming perturbations and internal states) in the set of parameters. The environment module recognizes the EEM to which some perturbations and internal states originate, and produces emerging results through instances of array c . These instances are built by joining the tokens of the c array with random fillers. The E-individuals translate the instances of array c into Z E-formulas, and then categorises the emerging Z , being unaware of the c array existing in the environment module.

The E-individual is only ‘aware’ that some perturbations and some internal states disappear, and emerging results appear. By using the perturbations, internal states and emerging result categories, it can produce an interpretation $\{\{C(X), C(Y)\}, C(Z)\}$ of the sensory event and store it in the meaning of a Paradigma archetype. If a Paradigma containing that interpretation already exists, it is recalled from memory. If it does not exist, it is produced. Simultaneously, a quantity event archetype is created containing the n, m, l numbers of structure elements involved in the E-formula $E = \{\{\{X_1, \dots, X_n\}, \{Y_1, \dots, Y_m\}\}, \{Z_1, \dots, Z_l\}\}$, representing the event. Finally, an event archetype containing the Paradigma name and the quantity event name is generated. Even if an event archetype containing the same

Paradigma and the same quantity event archetype already exists, a new one is supplied. The purpose of the event archetype is to track an event, while the purpose of the Paradigma archetype and of the category archetype is generalisation.

Perturbation change

Perturbation change means that at the beginning of a certain period, the perturbations supplied to the E-individual change, and that they are now assigned to a new category. This will lead to changes in the sensory events. In fact, perturbations assigned to a new category $C(X)$ will affect internal states assigned to category $C(Y)$, generating emerging results assigned to a new category $C(Z)$. The E-individual is forced to create new strategies and new processes in order to keep its homeostatic equilibrium. The aim of perturbation change is to demonstrate that the E-individual can modify its *Behaviour* to face changes in its environment.

Behaviours

Once the sensory events end, each E-individual uses *Manipulation* (Main document, p. 16-18) to produce *Behaviours* to return to homeostatic equilibrium. As stated before, in the test the interpretation $\{C(X), C(Y), C(Z)\}$ is contained in the meaning of a Paradigma archetype. Initially, EGO engines check for existing Paradigmas saved in the E-individual memory that could be used to create the missing internal states. They must be produced using the Z s emerging results available in the structure. If at least one Paradigma passes the verification, one of them is used to generate “effector events” (i. e. results of *Behaviour*). If none of the existing Paradigmas are compatible with the emerging results available in the structure, EGO engines try to produce a new one that is compliant with the emerging results. If a new Paradigma that fits with the available internal states is generated, the interpretation contained in its meaning is used by *Manipulation* and *Behaviour* to produce the effector events.

For example, if one needs to build an internal state assigned to the category $C(J)$ containing the following common aspects:

$$C(J) = \{P, Q, R, S, T\}$$

If we have emerging results assigned to category $C(A)$, $C(B)$ and $C(C)$, where:

$$C(A) = \{P, L, M\}$$

$$C(B) = \{Q, R, W\}$$

$$C(C) = \{S, T, Z\}$$

As $C(J)$ is a subset of the union between $C(A)$, $C(B)$ and $C(C)$, then it is possible to produce an internal state assigned to $C(J)$.

The first step is to produce a *Manipulation*, held in the meaning of a Paradigma archetype. Then, *Behaviours* take place. Since the *Manipulation* only contains two factors, two *Manipulations* and two *Behaviours* need to be produced in order to obtain a $C(J)$ internal state in this example.

The first *Manipulation* will use elements belonging to the categories $C(A)$ and $C(B)$ to produce the category $C(K)$:

$$C(A) = \{P, L, M\}, C(B) = \{Q, R, W\} \rightarrow C(K) = \{P, Q, R\}$$

The second *Manipulation* will use elements belonging to the categories $C(K)$ and $C(C)$ to produce the category $C(J)$:

$$C(K) = \{P, Q, R\}, C(C) = \{S, T, Z\} \rightarrow C(J) = C(J) = \{P, Q, R, S, T\}.$$

After the two *Manipulations* are transformed into Paradigmas, *Behaviours* take place. The first *Behaviour* uses one emerging result assigned to $C(A)$ and one emerging result assigned to $C(B)$ to produce one structure element assigned to $C(K)$. The second *Behaviour* uses the output of the first effector event, assigned to category $C(K)$, and an emerging result assigned to category $C(C)$ to produce an internal state assigned to category $C(J)$.

Based on interpretation $\{\{C(X), C(Y)\}, C(Z)\}$, in this test we propose a simplified hypothesis: To the exception of sensory events, events always use a single element assigned to $C(X)$, a single element assigned to $C(Y)$, and obtain only one element assigned to $C(Z)$. The quantity event archetypes contained in the meaning of the event archetype will be built reflecting this hypothesis.

At the end of each *Behaviour* chain, the category to which a new internal state is assigned has an homeostatic index closer to zero by one unit. In fact, we are adding one unit (the new produced internal state) to its negative homeostatic index. The categories to which are assigned the emerging results used as factors in the *Manipulation* have an homeostatic index closer to zero for one unit too, because they had a positive homeostatic index. Finally, it's important to highlight how the structure element assigned to $C(K)$ is produced and used in the same amount. This will lead to an invariant homeostatic index for category $C(K)$. In general, outputs produced as an intermediate stage of the final internal state have a neutral impact on the homeostatic index of the categories to which they are assigned.

Genus event

If structure elements assigned to categories with either a positive or negative homeostatic index are still present when the recursion producing *Behaviours* stops, then, the E-individual, if possible, tries to assign internal states belonging to a category in homeostatic surplus to a category in homeostatic deficit. For example, category $C(A)$ with a positive homeostatic index, includes the following common aspects:

$$C(A) = \{L, M, N, O\}$$

and category $C(B)$ with a negative homeostatic index, includes the following common aspects:

$$C(B) = \{L, O\}$$

Since the common aspects of category $C(B)$ also belong to category $C(A)$, a structure element assigned to category $C(A)$ can also be assigned to category $C(B)$. This logical change of category leads the homeostatic index for category $C(A)$ to decrease and the homeostatic index of category $C(B)$ to increase. This process brings both category $C(A)$ and $C(B)$ to an homeostatic index closer to zero, the actual objective of the EGO behaviour. This process will continue recursively until the organisation rules are satisfied, or when it's impossible to

continue. We call Genus event the event that leads to a category change and Genus Paradigma the underlying Paradigma. In the *Manipulation* that produces $\{C(X), C(Y), C(Z)\}$ of Genus Paradigma archetypes, $C(X)$ is a coded category that stands for generic category, $C(Y)$ is the category to which the structure element was previously assigned, and finally, $C(Z)$ is the current category to which the structure element is assigned. We call category *Manipulation* this kind of *Manipulation*.

Emotions

In the test, the first step for emotions is to create a surplus storage, virtually grouping all the categories with a positive homeostatic index. Structure elements are assigned to these categories to the extent that they exceed homeostatic equilibrium. For example, if in the structure of the E-individual there is a category with a positive homeostatic index = 3, then 3 structure elements are assigned to this category in the surplus storage. This aspect was not treated in the article as it is only a functional expedient to make it easier to build emotional chains.

We shall briefly remind that an emotion is a sequence of *Manipulations* capable of generating *Behaviour* cycles with the following characteristics:

- 1) The first *Behaviour* uses as factors an internal state assigned to a category having a homeostatic index in equilibrium and an emerging result assigned to a category having a positive homeostatic index.
- 2) The following *Behaviours* use the output from the previous event as a first factor and an emerging result assigned to a category with a positive homeostatic index as a second factor.
- 3) The last *Behaviour* produced also uses the output from the previous event as a first factor, and an emerging result assigned to a category with a positive homeostatic index as a second factor, in a similar way to step 2. The output of this last *Behaviour* is a structure element assigned to the category of the internal state that was in homeostatic equilibrium in the first event.

The last output brings back to equilibrium the category used in the first event that was in homeostatic equilibrium. The intermediate outputs are used as factors in the following *Behaviour*, thus having a neutral effect on the homeostatic index of the categories to which they are assigned. On the other hand, the second factor of each *Behaviour* is always a structure element assigned to a category with a positive homeostatic index. This means that after the *Behaviour* occurs, the homeostatic index of this category will be closer to zero by one unit. We call emotional internal state the internal state belonging to the category with a homeostatic index in equilibrium in the first event. All the internal states assigned to categories having an homeostatic index in equilibrium can potentially become emotional internal states. We call 1), 2), 3) the “emotional *Manipulation* contract”.

In this test, two different types of emotions, “base emotion” and “complex emotion” are presented.

Base emotion

In base emotion, the emotional chain is a set of categories each having an intersection with the category to which the emotional internal state is assigned. The intersection between two categories represents all common aspects contained in both categories. Such intersections are unified in a set containing all shared common aspects, and must include all the common aspects of the emotional internal state category.

Structure elements assigned to the emotional chain categories are used as one of the two factors in the sequence of *Behaviours* defining the emotion, being the emotion the sequence of *Manipulations* generating those *Behaviours* (Main document, p. 16). Below is a description of the *Behaviour* in the base emotion:

- 1) The first *Behaviour* of the base emotion uses the emotional internal state as one of the two factors, and as a second factor, an emerging result assigned to the first category of the emotional chain. The output produced using the two factors is a structure element assigned to a category that includes the common aspects of the intersection of these two factors.
- 2) The following *Behaviours* of the emotion use the previous event output as one factor, and as a second factor, a structure element assigned to the Current category of the emotional chain. The output produced using the two factors is assigned to a category including the common aspects of the previous event. In addition, this category also includes the common aspects of the intersection between the current category of the emotional chain and the emotional internal state category.
- 3) The last *Behaviour* follows the same logic found in step 2). Being the last event of the emotion, the output is assigned to a category which includes all the common aspects of the emotional internal state category. In other words, the structure element produced as the last output of the emotion is assigned to the emotional internal state category.

It is easy to verify that the base emotion adheres to the emotional *Manipulation* contract.

Complex emotions

Complex emotion differs from base emotion in both the construction of the emotional chain and in the output of its intermediate events. In complex emotion, each element of the emotional chain has an intersection with the following element in the chain. The categories belonging to an emotional chain of a complex emotion must satisfy the following requirements:

- a) The union of the emotional chain categories' common aspects must include the common aspects of the emotional internal state category.
- b) The first chain category must intersect with the emotional internal state category.
- c) The last chain category must intersect with the emotional internal state category.

Once a), b), c) are verified, the complex behaviour can take place. Below is the description of events in the complex emotion:

- 1) The first *Behaviour* of the emotion uses the emotional internal state as a first factor, and as a second factor, an Emerging result assigned to the first category of the emotional chain. The output produced using the two factors is an internal state assigned to a category that includes the two factors' intersection common aspects. In addition, it also includes the intersection between the current and following elements of the chain.
- 2) The following *Behaviours* use the previous output as a first factor, and as a second factor, a structure element assigned to the Current category of the emotional chain. The output produced using the two factors is assigned to a category including the common aspects from the output category of the previous event. In addition, this category includes the intersection between the current and following categories of the emotional chain. Finally it also includes the intersection of the current category of the emotional chain with the emotional internal state category, if such intersection exists.
- 3) The last Behaviour follows the same logic as in step 2), except that the output category does not include the intersection with the next element of the emotional chain, since the current element is the last. Thus, the output is assigned to a category including all the common aspects of the emotional internal state category. In other words, the structure element produced as the last output of the emotion must be assigned to the emotional internal state category.

It is easy to verify that the complex emotion adheres to the emotional *Manipulation* contract.

APPENDIX

THE N-TUPLES OF AN E-TREE

In this appendix we present a one-to-one function that goes from the set of E-formulas to the set of ordered n-tuples of natural numbers.

We suppose that:

- The graph of a rooted tree associated to an E-formula (E-tree) is entirely drawn in a semi-plan originating from a straight line passing through the root;
- All children of the same node are placed on the same straight line;
- All straight lines so constituted are parallel to the one passing through the root; we call them rows and number, assigning 0 to the line passing through the root, and progressively counting the others starting from the 0 row;
- The graph is observed by placing the straight line passing through the root parallel to the horizon of the observer's sight.

Definition 1. (Descendant definition)

We call the sum of the descendants of a X E-formula - and denote it $\text{Desc}(X)$ - the function that goes from the set of E-formulas to the set of natural numbers, defined as follows:

1. $\text{Desc}(\emptyset) = 1$;
2. For any X E-formula, if X_1, \dots, X_n are its n children, then $\text{Desc}(X) = \text{Desc}(X_1) + \dots + \text{Desc}(X_n) + 1$;
3. A natural number corresponds to the number of descendants of a X E-formula if and only if this results from 1 and 2.

Example 1.

Let X be $\{\emptyset, \{\emptyset\}\}$.

$$\begin{aligned} \text{Desc}(\{\emptyset, \{\emptyset\}\}) &= \text{Desc}(\emptyset) + \text{Desc}(\{\emptyset\}) + 1 \\ &= 1 + \text{Desc}(\emptyset) + 1 + 1 \\ &= 1 + 1 + 1 + 1 \\ &= 4 \end{aligned}$$

Theorem 1

For every X E-formula and every Y E-formula, if $X = Y$ (that is, X set equal Y set), then $\text{Desc}(X) = \text{Desc}(Y)$.

Proof

The proof is carried out by induction on the definition of *wfs* (for *wfs* definition, see Definition 1 in the article).

If X is \emptyset and Y is \emptyset , then $\text{Desc}(X) = \text{Desc}(Y) = 1$.

Let X be $\{X_1, \dots, X_n\}$ and Y be $\{Y_1, \dots, Y_m\}$. If $X = Y$ there exists one and only one Y_j such that $X_i = Y_j$, and for every Y_j there exists one and only one X_i such that $Y_j = X_i$, namely between the elements of X and the elements of Y there exists a biunivocal correspondence such that $X_i = Y_j$. Hence, by inductive hypothesis $\text{Desc}(X_i) = \text{Desc}(Y_j)$. Therefore, $\text{Desc}(X_1) + \dots + \text{Desc}(X_n) + 1 = \text{Desc}(Y_1) + \dots + \text{Desc}(Y_m) + 1$. Therefore: $\text{Desc}(X) = \text{Desc}(Y)$.

Definition 2 (Lineage definition)

For every X E-formula, we say that an n -tuple of natural numbers is a lineage of X , and we denote it by $L(X)$, if and only if it matches the following conditions:

1. If X is \emptyset , then $L(\emptyset) = \text{Desc}(\emptyset) = 1$
2. If X is $\{X_1, \dots, X_n\}$, for some number i such that $1 \leq i \leq n$, $L(X) = \langle \text{Desc}(X), L(X_i) \rangle$.

Since for any X E-formula it is possible to have any finite number p of lineages, we represent such lineages by $L_p(X)$. That is, $L(X)$ must be understood as a variable that varies on the set $\{L_1(X), \dots, L_p(X)\}$.

Example 2.

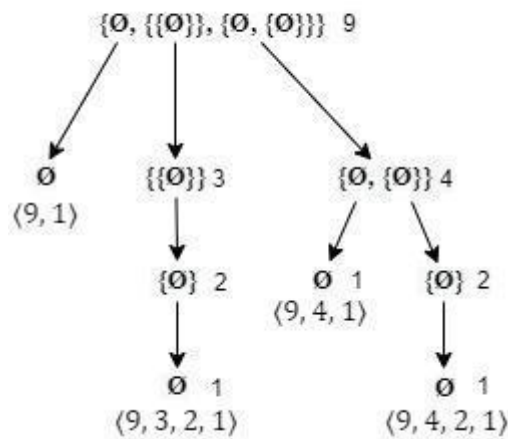
Let X be $\{\emptyset, \{\{\emptyset\}\}, \{\emptyset, \{\emptyset\}\}\}$. All the lineages of X are:

- | | |
|---|--------------|
| 1. $L_1(X) = \langle \text{Desc}(\{\emptyset, \{\{\emptyset\}\}, \{\emptyset, \{\emptyset\}\}), L(\emptyset) \rangle$ | Definition 2 |
| $= \langle 9, 1 \rangle$. | Definition 1 |
| 2. $L_2(X) = \langle \text{Desc}(\{\emptyset, \{\{\emptyset\}\}, \{\emptyset, \{\emptyset\}\}), L(\{\{\emptyset\}\}) \rangle$ | Definition 2 |
| $= \langle 9, L(\{\{\emptyset\}\}) \rangle$ | Definition 1 |
| $= \langle 9, \text{Desc}(\{\{\emptyset\}\}), L(\{\emptyset\}) \rangle$ | Definition 2 |
| $= \langle 9, 3, L(\{\emptyset\}) \rangle$ | Definition 1 |

$= \langle 9, 3, \text{Desc}(\{\emptyset\}), L(\emptyset) \rangle$	Definition 2
$= \langle 9, 3, 2, L(\emptyset) \rangle$	Definition 1
$= \langle 9, 3, 2, \text{Desc}(\emptyset) \rangle$	Definition 2
$= \langle 9, 3, 2, 1 \rangle$	Definition 1
3. $L_3(X) = \langle \text{Desc}(\{\emptyset, \{\{\emptyset\}\}, \{\emptyset, \{\emptyset\}\}), L(\{\emptyset, \{\emptyset\}\}) \rangle$	Definition 2
$= \langle 9, L(\{\emptyset, \{\emptyset\}\}) \rangle$	Definition 1
$= \langle 9, \text{Desc}(\{\emptyset, \{\emptyset\}\}), L(\emptyset) \rangle$	Definition 2
$= \langle 9, 4, L(\emptyset) \rangle$	Definition 1
$= \langle 9, 4, \text{Desc}(\emptyset) \rangle$	Definition 2
$= \langle 9, 4, 1 \rangle$	Definition 1
4. $L_4(X) = \langle \text{Desc}(\{\emptyset, \{\{\emptyset\}\}, \{\emptyset, \{\emptyset\}\}), L(\{\emptyset, \{\emptyset\}\}) \rangle$	Definition 2
$= \langle 9, L(\{\emptyset, \{\emptyset\}\}) \rangle$	Definition 1
$= \langle 9, \text{Desc}(\{\emptyset, \{\emptyset\}\}), L(\{\emptyset\}) \rangle$	Definition 2
$= \langle 9, 4, L(\{\emptyset\}) \rangle$	Definition 1
$= \langle 9, 4, \text{Desc}(\{\emptyset\}), L(\emptyset) \rangle$	Definition 2
$= \langle 9, 4, 2, L(\emptyset) \rangle$	Definition 1
$= \langle 9, 4, 2, \text{Desc}(\emptyset) \rangle$	Definition 2
$= \langle 9, 4, 2, 1 \rangle$	Definition 1

The logic of n-tuples $L(X)$ generation can be intuitively understood by representing X through a rooted tree graph that we call E-tree (Main document, p. 11). Figure 3 represents the generation of the $L(X)$ in the E-tree of the example just shown.

Figure 3. The $L(X)$ n-tuples of $\{\emptyset, \{\{\emptyset\}\}, \{\emptyset, \{\emptyset\}\}$ in the X E-tree. The number associated with each node is obtained by adding 1 to the number of its children.



Definition 3. (Length tree definition)

For every X E-formula, we call length of X , and note $\text{Len}(X)$, the integer i such that, for every node of line i the correspondent E-formula is \emptyset .

Example 3.

Let X be the $\{\emptyset, \{\{\emptyset\}\}, \{\emptyset, \{\emptyset\}\}\}$ E-formula represented by the E-tree in Figure 3. Then $\text{Len}(X) = 3$.

Definition 4. (Max length between two E-formulas)

Given a X E-formula and a Y E-formula, we define max length between X and Y E-trees, and note $\text{Len}_{\text{Max}}(X, Y)$, the value:

- $\text{Len}_{\text{Max}}(X, Y) = \text{Len}(X)$, if $\text{Len}(X) \geq \text{Len}(Y)$;
- $\text{Len}_{\text{Max}}(X, Y) = \text{Len}(Y)$, if $\text{Len}(X) < \text{Len}(Y)$.

Theorem 2

If a X E-formula is $X = \{X_1, \dots, X_n\}$ and a Y E-formula is $Y = \{Y_1, \dots, Y_m\}$ with $n \neq m$, then there exists at last one $L(X)$ such that for every $L(Y)$, we have $L(X) \neq L(Y)$ or there exists at last one $L(Y)$ such that for every $L(X)$, we have $L(Y) \neq L(X)$.

Proof

By induction on the $\text{Len}_{\text{Max}}(X, Y)$ value of X and Y E-trees.

When $\text{Len}_{\text{Max}}(X, Y) = 0$ or $\text{Len}_{\text{Max}}(X, Y) = 1$ the hypotheses of the theorems are not satisfied.

When $\text{Len}_{\text{Max}}(X, Y) = 2$ with X and Y satisfying the theorem hypotheses, we always have $\text{Desc}(X) \neq \text{Desc}(Y)$ and therefore by Definition 2, $L(X) \neq L(Y)$. Indeed, to satisfy the hypotheses of the theorem we can have only two cases:

- a) $X = \{\emptyset\}$ and $Y = \{\emptyset, \{\emptyset\}\}$
- b) $X = \{\{\emptyset\}\}$ and $Y = \{\emptyset, \{\emptyset\}\}$

In the case (a), we have $\text{Desc}(\{\emptyset\}) = 2$ and $\text{Desc}(\{\emptyset, \{\emptyset\}\}) = 4$ and in the case (b), we have $\text{Desc}(\{\{\emptyset\}\}) = 3$ and $\text{Desc}(\{\emptyset, \{\emptyset\}\}) = 4$. Therefore, by Definition 2 $L(X) \neq L(Y)$.

When $\text{Len}_{\text{Max}}(X, Y) = 3$, if $\text{Desc}(X) \neq \text{Desc}(Y)$, by Definition 2 $L(X) \neq L(Y)$. We can have that X and Y satisfy the hypotheses and $\text{Disc}(X) = \text{Disc}(Y)$ only when $X = \{\{\{\emptyset\}\}\}$ and $Y = \{\emptyset, \{\emptyset\}\}$. In this case:

$$L_1(X) = \langle 4, 3, 2, 1 \rangle.$$

$$L_1(Y) = \langle 4, L(\emptyset) \rangle = \langle 4, 1 \rangle.$$

$$L_2(Y) = \langle 4, L(\{\emptyset\}) \rangle = \langle 4, 2, 1 \rangle.$$

Therefore, we always have $L(X) \neq L(Y)$.

Let consider $\text{Len}_{\text{Max}}(X, Y) > 3$, with $X = \{X_1, \dots, X_n\}$, $Y = \{Y_1, \dots, Y_m\}$, and $n \neq m$. By inductive hypothesis, for at last one $L(X_i)$, for each $L(Y_j)$, we have $L(X_i) \neq L(Y_j)$ or vice versa. Therefore, $L(X) = \langle \text{Disc}(X), L(X_i) \rangle \neq L(Y) = \langle \text{Disc}(Y), L(Y_j) \rangle$.

Definition 5

For each X E-formula, we call $\text{LD}(X)$ the set of all lineages of X , that is, the set of all $L(X)$.

Theorem 3

Given the X and Y E-formulas, $X = Y$ if and only if $\text{LD}(X) = \text{LD}(Y)$.

Proof

By induction on the $X = Y$ definition.

If X is \emptyset and Y is \emptyset , then $\text{LD}(X) = \text{LD}(Y) = \langle 1 \rangle$.

Let X be $\{X_1, \dots, X_n\}$ and Y be $\{Y_1, \dots, Y_m\}$. We first prove that if $X = Y$ then $LD(X) = LD(Y)$. If $X = Y$, there exists a biunivocal correspondence between X_i elements of X and Y_j elements of Y such that $X_i = Y_j$. Thus, by inductive hypothesis, $LD(X_i) = LD(Y_j)$, that is, exists a biunivocal correspondence between $L(X_i)$ elements of $LD(X_i)$ and $L(Y_j)$ elements of $LD(Y_j)$ such that $L(X_i) = L(Y_j)$. Furthermore, for Theorem 1, if $X = Y$, $Desc(X) = Desc(Y)$. Therefore, $\langle Desc(X), L(X_i) \rangle = \langle Desc(Y), L(Y_j) \rangle$, namely $LD(X) = LD(Y)$.

Let now prove that if $X \neq Y$, then $LD(X) \neq LD(Y)$.

If X is $\{X_1, \dots, X_n\}$ and Y is $\{Y_1, \dots, Y_m\}$ with $n \neq m$, by Theorem 2 there exists one $L(X)$ and one $L(Y)$ such that $L(X) \neq L(Y)$. Thus, by Definition 5 $LD(X) \neq LD(Y)$. Let now consider $n = m$ and therefore that X is $\{X_1, \dots, X_n\}$ and Y is $\{Y_1, \dots, Y_n\}$. By the hypothesis $X \neq Y$, for at last one X_i for Y_j - or vice versa - we must have $X_i \neq Y_j$. Thus, by inductive hypothesis, for at last one $L(X_i)$ for all $L(Y_j)$ - or vice versa - we must have $L(X_i) \neq L(Y_j)$. Thus, $L(X) = \langle Desc(X), L(X_i) \rangle \neq \langle Desc(Y), L(Y_j) \rangle = L(Y)$. Therefore, $LD(X) \neq LD(Y)$.

SUPPLEMENTARY MATERIAL 3

Node codification of a rooted tree

Paolo Totaro

Federal University of Alagoas - Brazil
paolototaro1@gmail.com

Alberto Mangiante

FBC - Utility Management - Italy
mangiante.alberto@gmail.com

In this document, we present a one-one function assigning a finite decimal number at each node of a rooted tree, where each node has a finite number of children.

Referring to the tree, that is, a connected graph without circuits, we call the tree vertices nodes. We elect a node as the starting point of each admissible itinerary and call it the root. We say that a node V'' is a child of a node V' if and only if every itinerary leading to V'' has V' as its last crossed node. We call branches the edges connecting the nodes.

In order to give a sequential order to child nodes, we suppose that:

- The graph of a tree is entirely drawn in a semi-plan originating from a straight line passing through the root;
- All children of the same node are placed on the same straight line;
- All straight lines so constituted are parallel to the one passing through the root; we call them rows and number, assigning 0 to the line passing through the root, and progressively counting the others starting from the 0 row;
- The graph is observed by placing the straight line passing through the root parallel to the horizon of the observer's sight.

Then, the children of a given node are listed proceeding from left to right. The first child is called the first-born and others, second-borns.

Let now be given the set D of the rational numbers with finite decimals, where for each of its d elements is $0 \leq d < 1$. Then let's use the following conventions.

1. For every d of D , we will omit and make implicit the separator point for convenience. Thus, for example, 0032010431 stands for 0.032010431;
2. We will never denote an element of D with a decimal number ending with the digit 0. For example, to express 0.03, the strings 0030, 00300, etc., will never be used, as only 003 is admitted.
3. For each d belonging to D , we call the *terminal part* the sequence of digits following the last occurrence of the digit 0 in d . For example, if $d = 0032010431$, then the terminal part is 431, if $d = 014$, it is 14. On the other hand, we call the *initial part* the sequence of digits preceding the terminal part. In the first example, the initial part is 0032010 and in the second example, the initial part is 0.
4. We will call H the ordered set of all natural numbers where digit 0 never occurs, that is $H = \langle 1, \dots, 9, 11, \dots, 19, 21, \dots, 99, 111, \dots, 121, \dots \rangle$;

5. $n[H]$ indicates the element occupying the n -th position in H .

Definition [Relation f definition]

We call f the relation assigning at each node of a tree T an element in D , in the following way:

1. 0 is assigned to the root;
2. proceeding in an orderly manner from left to right on row 1, to each node is assigned a number d of D with 0 as initial part, and respectively, numbers $1[H]$, $2[H]$, ... as terminal part [i.e, proceeding from left to right, to the nodes of this row are respectively assigned the following numbers of D : 01 , 02 , ..., 09 , 011 , ..., 099 , 0111 , 0112 , ...];
3. Let V be any node of T , different from the root, having a correspondence with an element d of D according to relation f . If $d = pt$, where p is the initial part and t is the terminal part, then:
 - to the first-born V is assigned the number consisting of the string $p0t$ [for example, if $d = 012004$, to the first-born is assigned 0120004];
 - to the second-born V are assigned numbers having the string $pt0$ as initial part, and, as terminal part, put in the following order the numbers $1[H]$, $2[H]$, ... [in the previous example, being $d = 012004$, to the second-borns are assigned in the following order numbers 01200401 , 01200402 , ..., 01200409 , 0104011 , ...];
4. a node in the tree T is associated, according to the f , to an element of D if and only if it follows from 1)-3).

Theorem 1. [Relation f is a function]

For each tree T , relation f is a function going from the nodes of T to the D set.

Proof

We will proceed by induction on the number i of the i -th row of the tree T :

1. if $i = 0$, the row has only one node, the root; by the definition of the f relation, only the value 0 can be assigned to it;
2. if $i = 1$, the nodes of the i row are all children of the root: proceeding orderly from left to right, the unique number $d = 0n[H]$ is assigned to n -th child, where $n[H]$ is the n -th element of the H set.
3. let $i > 1$ and let V be any node of this row. For the inductive hypothesis, one and only one number $d = pt$ corresponds to it. According to the definition of the f relation, $p0t$ is thus assigned to the first-born of V . No other number can be assigned to this first-born. In fact, let's assume that a $p'0t'$ different from $p0t$ is assigned to this first-born. Then, two different numbers $d = pt$ and $d' = p't'$ should correspond to V against the inductive hypothesis. The proof proceeds in a similar way to all second-borns from V , to which are neatly assigned the numbers $pt01[H]$, $pt02[H]$, etc. In fact, the only possibility of non-univocally assignation to the second-born should concern only the pt part of these numbers. But this would imply that two different numbers, $d = pt$ and $d' = p't'$, are assigned to V , against the inductive hypothesis.

Theorem 2 [The first-borns of a row $i > 1$ have more than one 0 immediately before the terminal part]

Let a tree T be given, and let's call D_T the subset of D which is the codomain of $f|_T$. Then, an element of D whose initial part ends with more than one occurrence of digit 0 belongs to D_T if and only if its counterimage is a first-born of a node belonging to a row $i > 1$.

Proof

Let $d = f[V] = pt$, where p ends with at least 2 occurrences of digit 0. By the definition of f , T can neither be the root of T nor belong to its row 1. Let's now assume ad absurdum that V is the second-born of some V' belonging to a row $i > 1$. Let $d' = f[V'] = p't'$. Then, for some $n[H]$, V must

be $d = f[V] = p' t' 0 n[H]$, that is, it should be $p = p't'0$. But in this case, p would end with a single occurrence of 0, against the hypothesis that it must end with at least 2 occurrences of 0.

Theorem 3 [Function f is one-one]

For each T tree, calling D_T the codomain of f in D , to each element of D_T corresponds one and only one counterimage in T.

Proof

Let's now prove that function f is a one-one function, i.e., that according to f , one and only one counterimage in T corresponds to each element of D_T . The proof is carried out by induction on the number of occurrences of digit 0 in d belonging to D_T .

1. If $d = 0$, then its counterimage, by the definition of f , can only be the root of T.
2. If $d \neq 0$ and it has just one occurrence of digit 0, then, because of the definition of the terminal part of d , d must be equal to $0t$, where t is the terminal part. By the definition of f , the node corresponding to $d = 0t$ can only belong to row 1, and occupies exactly the same and unique position as t in H.
3. If d has two occurrences of digit 0, then it must be either $d = 00t$ or $d = 0q0t$, where q is a string with no occurrences of 0. In the first case, for Theorem 2 of, V is the first-born of V' such that $d' = f[V'] = 0t$. As seen at item 2, V' is unique, and its first-born V must also be unique. In the second case, for Theorem 2 of, $d = f[V] = 0q0t$ is only possible if V is a second born of some V' from row 1. By the definition of f , $d' = f[V'] = 0q$, and as for item 2, this V' is unique. Since $d = f[V] = 0q0t$, V is the node in the second-born sequence of V' occupying exactly the same and unique position as t in H. Thus, V is also unique.
4. If d has i occurrences of digit 0, where $i > 2$, then in $d = qzt$, where q ends with a digit different from 0, and z which is a string of 0 and t as the terminal part, we can have two cases: z is either constituted by more than one occurrence of 0, or it is constituted by only one occurrence of 0. In the first case, for Theorem 2, V is the first-born of some V' of the T tree. However, by the definition of f , $d' = f[V'] = qz't$, and z' has one less occurrence of 0. Therefore, by the inductive hypothesis, V' is unique, and consequently, so is V . Let now deal with the second case, the one in which z is constituted by a single occurrence of 0, that is, $d = q0t$. By Theorem 2 is a second born of some V' , and by the definition of f , $d' = f[V'] = q$. Since d' has one occurrence of 0 less than d , by the inductive hypothesis, V' is unique. Therefore, V is also unique. In fact, since $d = f[V] = q0t$, V is precisely the node in the succession of the second-born of V' occupying exactly the same and unique position as t in H.

SUPPLEMENTARY MATERIAL 4

A fictitious example of how Manipulation and Behavior work

Alberto Mangiante

FBC - Utility Management - Italy
mangiante.alberto@gmail.com

Paolo Totaro

Federal University of Alagoas - Brazil
paolototaro1@gmail.com

We present a fictitious example of the functioning of homeostatic recursion and therefore, of Manipulation and Behavior. Let us recall that at step 0, for each modality, the category of the internal states of such a modality defines the organization. In other words, given a modality with its internal states at step 0, the categorization of these internal states generates a category. In the activity following step 0, EGO-P aims to ensure that its internal states continue to be instances of this category. The example involves 3 modalities. The EGO-P homeostasis at step 0 is presented in the table below. The number of internal states that constitute the structure of each modality is also indicated.

Clock 0	
Organization	Structure
$C(M_a) = \{A, B, C\}$	10 internal states which are all instances of category $\{A, B, C\}$
$C(M_b) = \{D, E\}$	8 internal states which are all instances of category $\{D, E\}$
$C(M_c) = \{F, G\}$	11 internal states which are all instances of category $\{F, G\}$

Below is the description of homeostatic recursion for a hypothetical sequence of 3 clocks for the structure and organization in the example. This discursive description is followed by a schematized description in the form of a table.

Clock 1)

At the first clock, a set of perturbations modifies both the structure and organization of EGO-P in M_a . Indeed, 5 internal states of M_a no longer exist. In their place, we have 10 elements categorized by $C(Z_a) = \{C, G, K\} \neq C(M_a) = \{A, B, C\}$. Homeostatic recursion focuses on the only altered modality M_a , trying to give rise to a $Manipulation_1(M_a)$ - i.e., relating to the damage suffered by M_a up to clock 1. However, it does not find in $C(Z_a) = \{C, G, K\}$ the properties needed to recompose those of $C(M_a) = \{A, B, C\}$, since that C, G, K are not A, B, C .

Clock 2)

At the second clock, a set of perturbations alters both the structure and organization of EGO-p in M_b . In fact, 3 of the internal states of M_b no longer exist and in their place, there are 12 elements categorized by $C(Z_b) = \{A, E, F, P\} \neq C(M_b) = \{D, E\}$. Thus, homeostatic recursion now has the task of recomposing the properties of M_a and M_b , that is, of reconstituting the assemblies $C(M_a) = \{A, B, C\}$ and $C(M_b) = \{D, E\}$. Homeostatic recursion gives precedence to the recomposition of M_a properties because this modality has more altered internal states than M_b . It therefore gives rise to a $Manipulation_2(M_a)$, but does not find in $C(Z_a) = \{C, G, K\}$ and $C(Z_b) = \{A, E, F, P\}$ the properties necessary to recompose $C(M_a) = \{A, B, C\}$. For similar reasons, homeostatic recursion fails with $Manipulation_2(M_b)$ to recompose the properties of $C(M_b) = \{D, E\}$.

Clock 3)

At the third clock, a set of perturbations alters the structure and organization of EGO-P in M_c . Here, 4 of the internal states of M_c no longer exist. In their place, we have 11 elements categorized by $C(Z_c) = \{B, D, V\} \neq C(M_c) = \{F, G\}$. Homeostatic recursion again gives precedence to the recomposition of M_a properties because this modality has more altered internal states than both M_b and M_c . Therefore, it gives rise to a $Manipulation_2(M_a)$, and manages to recompose $C(M_a) = \{A, B, C\}$ using the C property of $\{C, G, K\}$; the A of $\{A, E, F, P\}$; and the B of $\{B, D, V\}$. At this point, homeostatic recursion can effectively recompose the organization of M_a through $Behavior_3(M_a)$. This process uses 5 elements categorized by $C(Z_a) = \{C, G, K\}$, 5 categorized by $C(Z_b) = \{A, E, F, P\}$, and 5 categorized by $C(Z_c) = \{B, D, V\}$ to reproduce 5 internal states categorized by $\{A, B, C\}$ - i.e., 5 internal states that comply with the organization in M_a . This brings M_a back into equilibrium both for the organization and for the number of elements in its structure. In fact, M_a now has 10 internal states which are all instances of category $C(M_a) = \{A, B, C\}$. It is worth noting that it is not necessary for the new internal states of M_a to be equal to the initial ones, as long as they are instances of $C(M_a)$. Similarly, through $Manipulation_3(M_c)$ and $Behavior_3(M_c)$, homeostatic recursion manages to bring M_c back into equilibrium, and then through $Manipulation_3(M_b)$ and $Behavior_3(M_b)$, it manages to bring M_b back into equilibrium. The table below contains all the quantitative data of the recursion.

Organization with 3 modality M_a, M_b, M_c						
$C(M_a) = \{A, B, C\}$ $C(M_b) = \{D, E\}$ $C(M_c) = \{F, G\}$.						
<i>X: Perturbations</i>		<i>M: Modalities</i>		<i>Z: Alterations</i>		
Clocks	$C(X)$	Number of perturbations	$C(M)$	Number of internal states	$C(Z)$	Number of alterations

1	{O, P}	4	{A, B, C}	5	{C, G, K}	10
At this clock, M_a is left with $10 - 5 = 5$ internal states that comply with the organization. The 5 that disappeared are replaced by 10 that do not comply with it. Homeostatic recursion can only perform $Manipulation_1(M_a)$, but it does not give rise to results because it does not find in {C, G, K} the properties necessary to recompose {A, B, C}.						
2	{Q, R, S}	8	{D, E}	8	{A, E, F, P}	12
M_b is left with $11 - 3 = 8$ internal states that comply with the organization. The 3 that disappeared are replaced by 12 that do not comply with it. Homeostatic recursion can now attempt to execute $Manipulation_2(M_a)$ and $Manipulation_2(M_b)$. The former takes precedence because M_a has the largest number of modified internal states. However, neither of them generate results, since they do not find the properties in {C, G, K} and {A, E, F, P} needed to recompose {A, B, C} and {D, E} respectively.						
3	{T, U}	4	{F, G}	4	{B, D, V}	11
M_c is left with $8 - 4 = 4$ internal states that comply with the organization. The 4 that disappeared are replaced by 11 that do not comply with it. Homeostatic recursion tries to execute $Manipulation_3(M_a)$ first, since M_a has the most altered internal states. It manages to recompose {A, B, C} using the C property of {C, G, K}; the A of {A, E, F, P}; and the B of {B, D, V}. Homeostatic recursion can then perform $Behavior_3(M_a)$.						
$Behavior_3(M_a)$ uses 5 assemblies categorized by {C, G, K}, 5 by {A, E, F, P}, and 5 by {B, D, V} to reproduce 5 internal states categorized by {A, B, C} - i.e., 5 internal states of M_a - and brings M_a back into equilibrium. That is:						
					{C, G, K}	10 - 5 = 5
					{A, E, F, P}	12 - 5 = 7
					{B, D, V}	11 - 5 = 6
			{A, B, C}	5 + 5 = 10		
Homeostatic recursion now attempts to perform $Manipulation_3(M_c)$, since M_c has 4 altered internal states while M_b has 3 and M_a is already in equilibrium. $Manipulation_3(M_c)$ manages to recompose {F, G} using the F property of {A, E, F, P} and the G property of {C, G, K}. It can then execute $Behavior_3(M_c)$.						
$Behavior_3(M_c)$ uses 4 assemblies categorized by {A, E, F, P} and 4 by {C, G, K} to reproduce 4 internal states categorized by {F, G} - i.e., 4 internal states of M_c - and brings M_c back into equilibrium. That is:						
					{C, G, K}	5 - 4 = 1
					{A, E, F, P}	7 - 4 = 3

				{B, D, V}	6 - 0 = 6
		{F, G}	4 + 4 = 8		
<p>Homeostatic recursion can only attempt to perform <i>Manipulation</i>₃(<i>M</i>_b), since <i>M</i>_a and <i>M</i>_c are already in equilibrium. <i>Manipulation</i>₃(<i>M</i>_b) manages to recombine {D, E} using the E property of {A, E, F, P}; and the D of {B, D, V}. It can then execute <i>Behavior</i>₃(<i>M</i>_b).</p>					
<p><i>Behavior</i>₃(<i>M</i>_b) uses 3 assemblies categorized by {A, E, F, P} and 3 by {B, D, V} to reproduce 3 internal states categorized by {D, E} - i.e., 3 internal states of <i>M</i>_b - and brings <i>M</i>_b back into equilibrium. That is:</p>					
				{C, G, K}	1 - 0 = 1
				{A, E, F, P}	3 - 3 = 0
				{B, D, V}	6 - 3 = 3
		{D, E}	8 + 3 = 11		
The organization is restored					